

# SECTION

# 3A

## 898 Meter & Hydraulics

Page Number

Meter & Transfer Body Assembly ..... 3A-2, 3A-3

Gear Train & Totalizer Assembly ..... 3A-4, 3A-5

### Meter & Hydraulics Assembly

H311C, H312C, H322C, H324C, H411C, H412C,  
H413C, H414C, H422C, H424C, H426C, H428C  
H311D, H312D, H322D, H324D, H411D, H412D,  
H413D, H414D, H422D, H424D, H426D, H428D ..... 3A-6, 3A-7

H311C-B3/5, H322C-B3/5, H411C-B3/4,  
H422C-B3/4, H424C-B3/4 ..... 3A-8, 3A-9

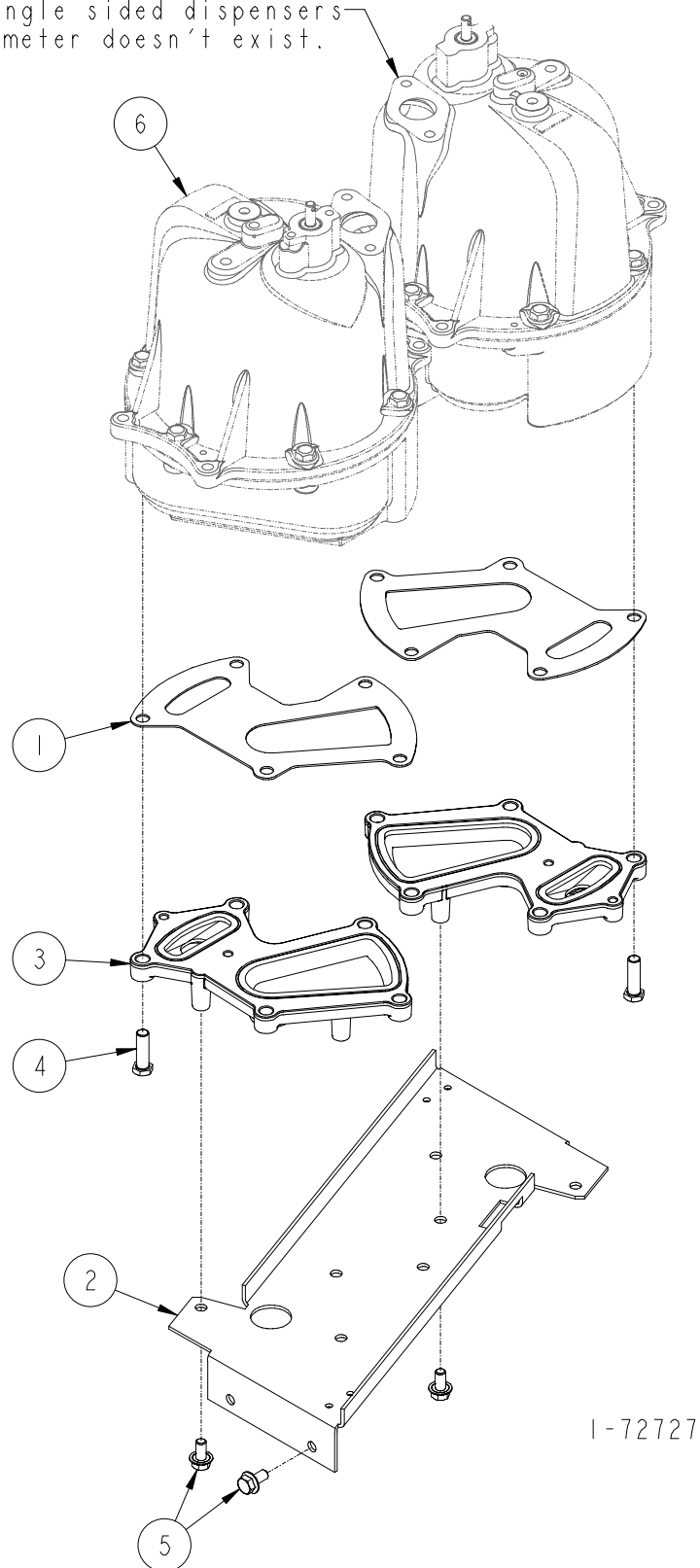
H413C-EB, H426C-EB ..... 3A-10, 3A-11

H414C-EB, H428C-EB ..... 3A-12, 3A-13

898 Positive Displacement Type Meter ..... 3A-14, 3A-15

## METER & TRANSFER BODY ASSEMBLY

On single sided dispensers  
this meter doesn't exist.



## METER & TRANSFER BODY ASSEMBLY

ITEM NO.	PART NO.	DESCRIPTION
1	1-38082	Meter Transfer Body Gasket
2	<u>Meter Support</u>	
	1-422636	Totalizer Bracket bolts on (Old Design)
	1-423014	Totalizer Bracket part of meter support (New Design)
3	<u>Meter Transfer Body</u>	
	1-421978	All models except listed below
	2-421978	H413C-EB, H414C-EB, H426C-EB, H428C-EB
4	66-50361	3/8-16 x 1-1/4" Long Hex Head Cap Screw
5	35-55132	5/16-18 x 5/8" Long M-F Flange Whiz Lock Screw
6	<u>For parts call out of 898 Positive Displacement Type Meter see 74372.</u>	

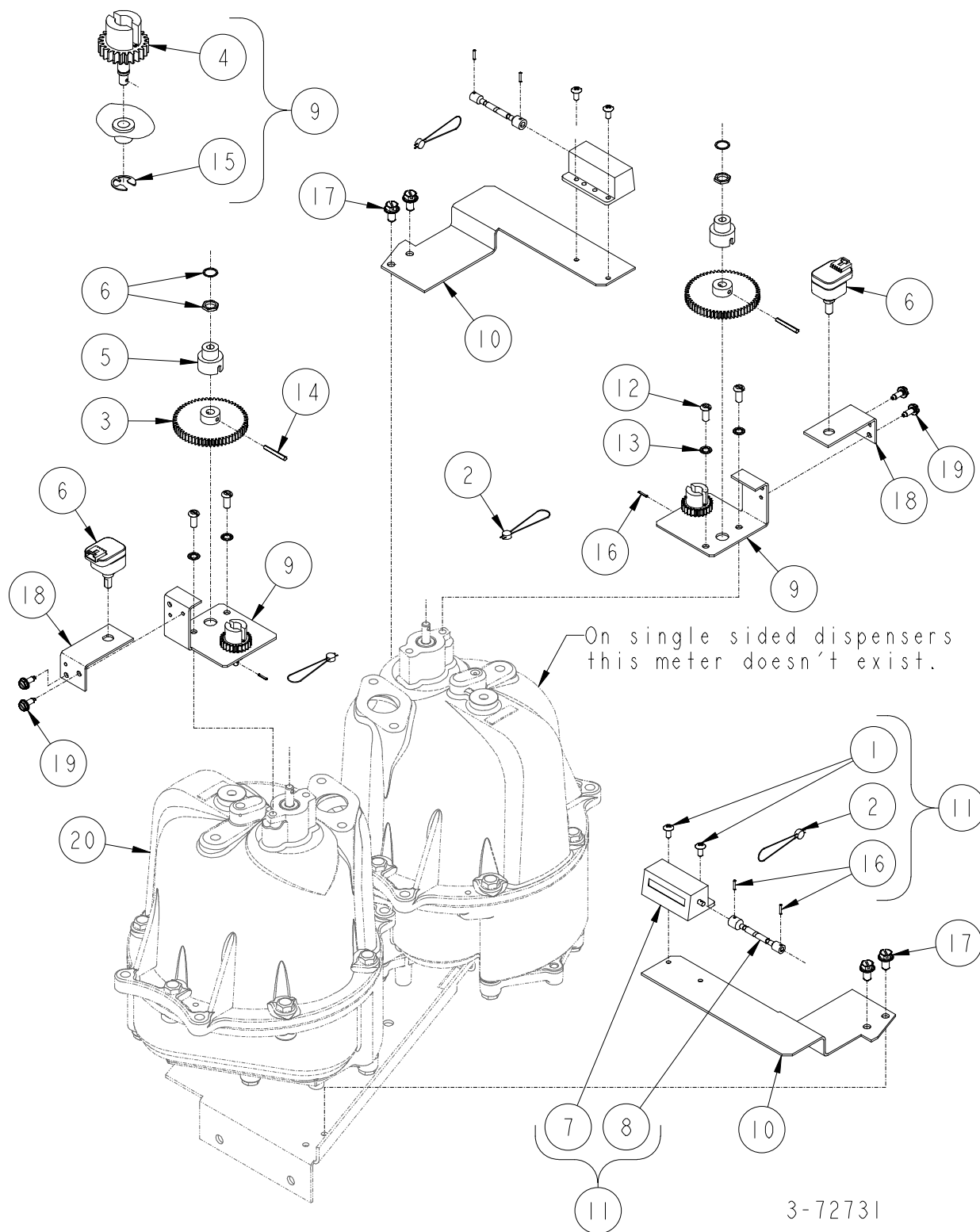
Reference for Tokheim internal use only:

233711	Meter Module
320231	Meter Assembly

1-72727

3  
A

# GEAR TRAIN & TOTALIZER ASSEMBLY





## GEAR TRAIN & TOTALIZER ASSEMBLY

ITEM NO.	PART NO.	DESCRIPTION
1	09-55712	#8-32 x 3/8" Long Hex Washer Head Thread Cutting Screw
2	1-131438	Seal Wire & Seal
3	2-231801	60 Tooth Spur Gear
4	231823-2	Pulser Drive Assembly
5	1-233649	Pulser Coupling
6	2-233654	Optical Encoder (Pulser)
7	<u>Totalizer</u>	
	1-319419	Gallon
	2-319419	Liter
8	3-319468	Drive Cable
9	321090-1	Gear Train Assembly (Includes items 4 & 15)
10	1-321100	Totalizer Bracket
11	<u>Totalizer Assembly (Includes items 1, 2, 7, 8 &amp; 16)</u>	
	321128-1	Gallon
	321128-2	Liter
12	326-50001	#12-24 x 1/2" Long Round Head Machine Screw
13	24-50761	#12 Shakeproof Lockwasher
14	44-51221	Groov-Pin
15	06-52482	Truarc Retaining Ring
16	4-52901	Roll Pin
17	69-55392	1/4 x 1/2" long Hex Head Washer Head Tapping Screw
18	1-233734	Encoder Mounting Plate
19	21-55392	#6 x 3/8" Long Hex Washer Head Self Tapping Screw
20	<u>For parts call out of Meter &amp; Transfer Body Assembly see 72727.</u>	

Reference for Tokheim internal use only:

233711	Measure Module
321089	Meter & Hydraulic Assembly

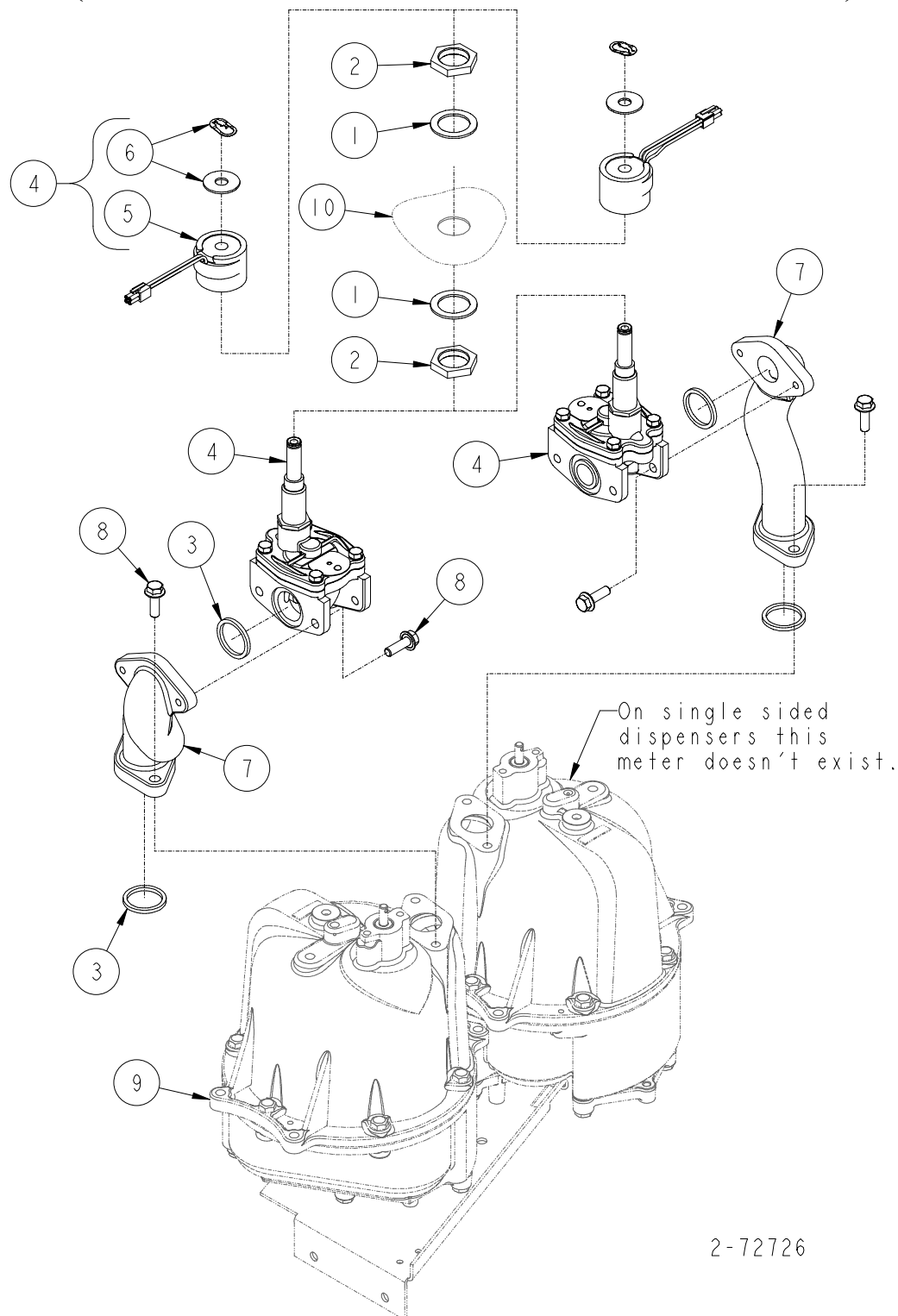
3-72731

## **METER & HYDRAULICS ASSEMBLY**

(H311C, H312C, H322C, H324C, H311D, H312D, H322D & H324D)

(H411C, H412C, H413C, H422C, H424C, H426C, H428C)

(H411D, H412D, H413D, H422D, H424D, H426D, H428D)



2-72726

**METER & HYDRAULICS ASSEMBLY**  
**(H311C, H312C, H322C, H324C)**  
**(H411C, H412C, H413C, H422C, H424C, H426C, H428C)**  
**(H311D, H312D, H322D, H324D)**  
**(H411D, H412D, H413D, H422D, H424D, H426D, H428D)**

ITEM NO.	PART NO.	DESCRIPTION
1	1-132715	Conduit Washer
2	1-130590	1/2" Conduit Nut
3	13-313235	Gasket
4	<u>Control Valve (Solenoid)</u>	
	1-321094	120V (Tapped one flange side & thru on other side)
	2-321094	240V (Tapped one flange side & thru on other side)
	3-321094	240V (Brazil) (Tapped one flange side & thru on other side)
	9-321094	120V (Tapped on both flange sides)
	10-321094	240V (Tapped on both flange sides)
	11-321094	240V (Brazil) (Tapped on both flange sides)
5	<u>Control Valve Coil (Solenoid)</u>	
	6-321094	120V/60mhz
	7-321094	240V/60mhz
	14-321094	230V/50mhz
6	8-321094	Solenoid Assembly Hardware Kit
7	<u>Meter Outlet</u>	
	1-422604	Tapped both flange sides
	2-422604	Tapped one flange side & thru on the other flange
8	38-55132	5/16-18 x 1" Long M-F Flange Whiz Lock Screw
9	<u>For parts call out of Meter &amp; Transfer Body Assembly see 72727.</u>	
10	<u>For parts call out of Chassis Assembly see:</u>	
	72779	H300C & H300D Series
	72724	H400C & H400D Series

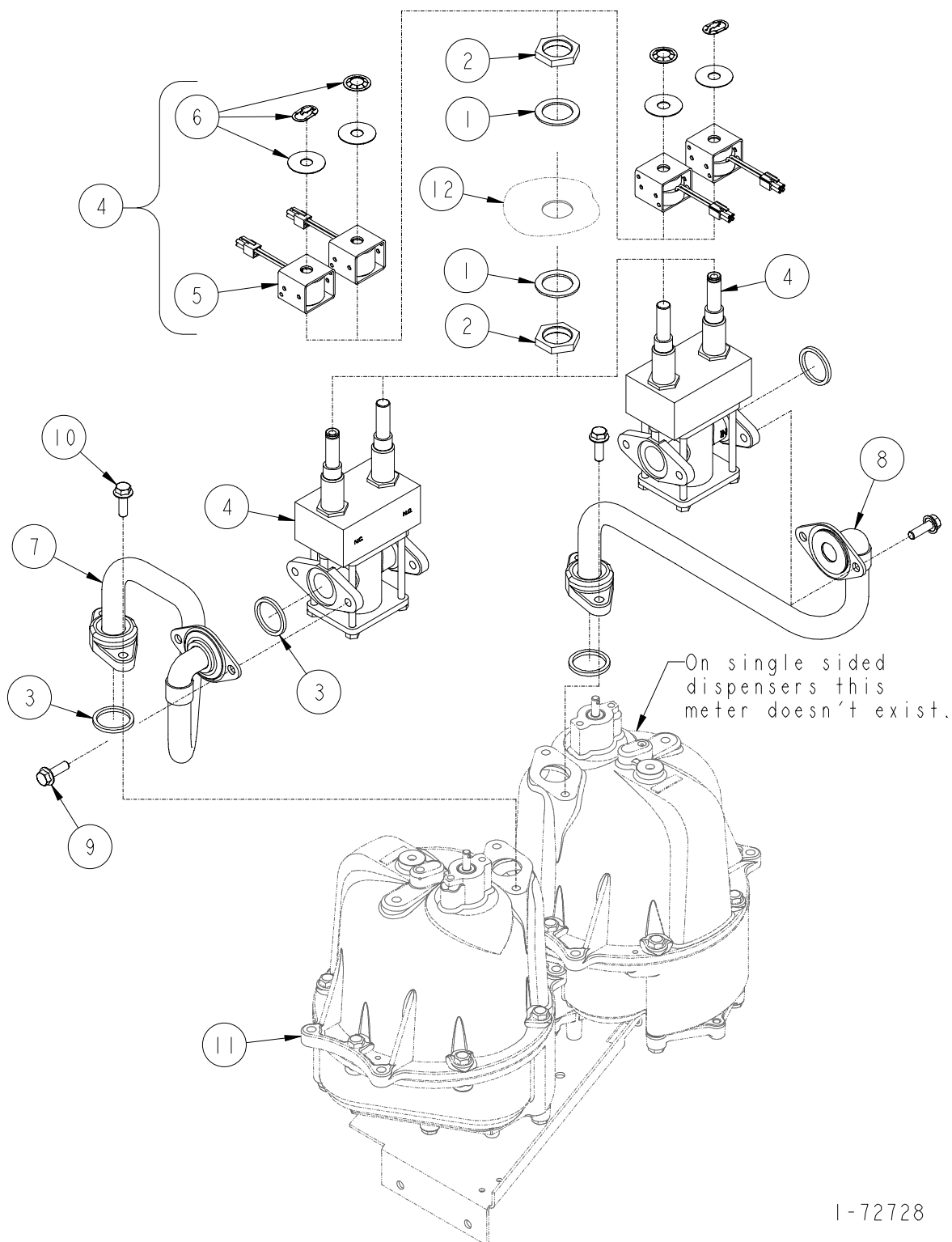
Reference for Tokheim internal use only:  
 321089 Meter & Hydraulic Assembly

3  
A

2-72726

# METER & HYDRAULICS ASSEMBLY

(H311C-B3/5, H322C-B3/5, H411C-B3/4, H422C-B3/4, H424C-B3/4)



1-72728

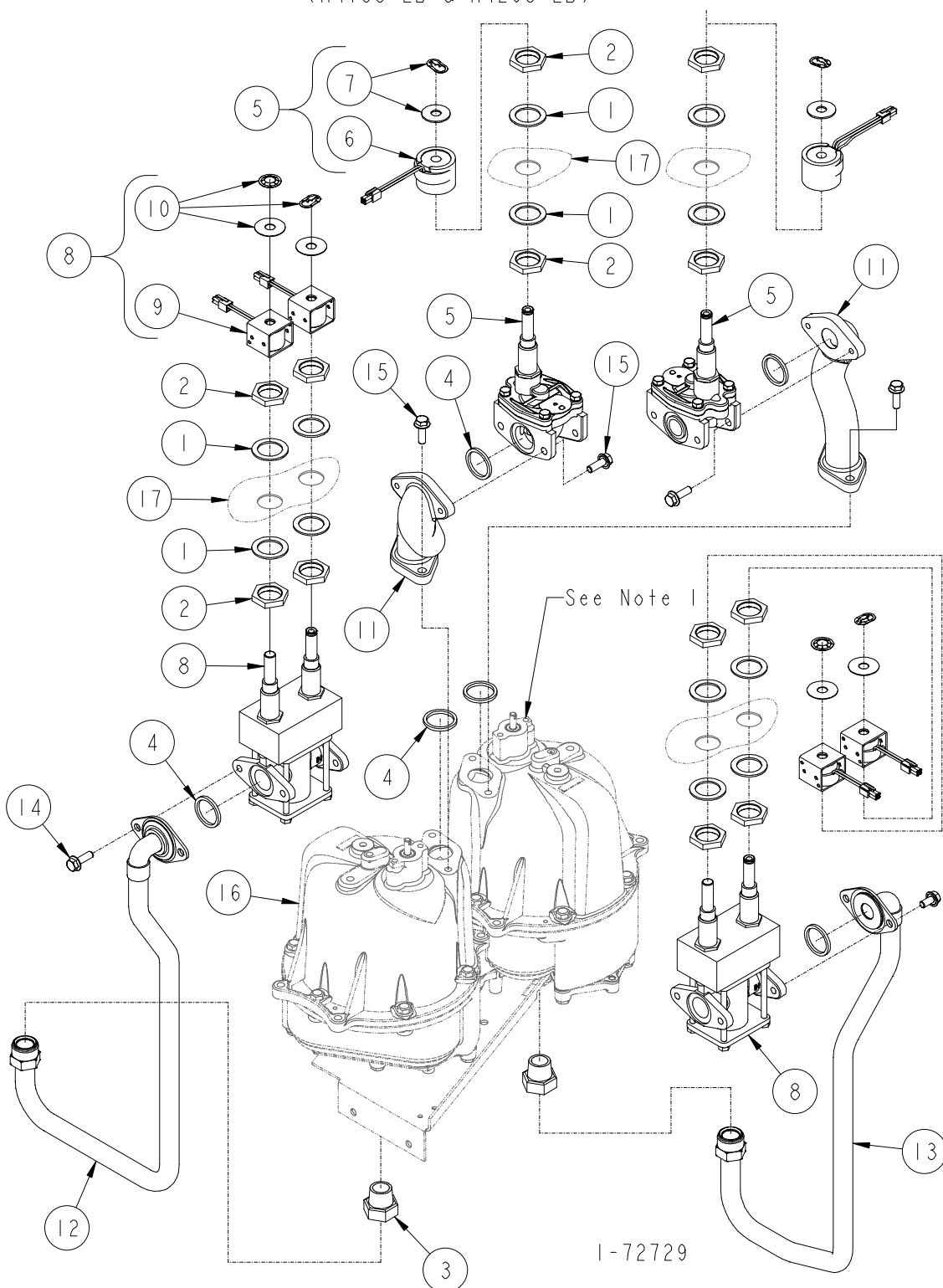
# METER & HYDRAULICS ASSEMBLY

(H311C-B3/5, H322C-B3/5)  
(H411C-B3/4, H422C-B3/4, H424C-B3/4)

ITEM NO.	PART NO.	DESCRIPTION
1	1-132715	Conduit Washer
2	1-130590	1/2" Conduit Nut
3	13-313235	Gasket
4	1-321103	Blend Valve
5	3-321103	Blend Valve Coil
6	4-321103	Blend Valve Assembly Hardware Kit
7	<u>Fuel Discharge Tube</u>	
	1-321137	H411C-B3/4, H422C-B3/4, H424C-B3/4
	1-321151	H311C-B3/5, H322C-B3/5
8	<u>Fuel Discharge Tube</u>	
	1-321138	H422C-B3/4, H424C-B3/4
	1-321152	H322C-B3/5
9	35-55132	5/16-18 x 5/8" Long M-F Flange Whiz Lock Screw
10	38-55132	5/16-18 x 1" Long M-F Flange Whiz Lock Screw
11	<u>For parts call out of Meter &amp; Transfer Body Assembly see 72727.</u>	
12	<u>For parts call out of Chassis Assembly see:</u>	
	72779	H300C Series
	72724	H400C Series
	<u>Reference for Tokheim internal use only:</u>	
	321089	Meter & Hydraulic Assembly

1-72728

# METER & HYDRAULICS ASSEMBLY (H413C-EB & H426C-EB)



Note:

1. On single sided dispensers  
this meter doesn't exist.

## METER & HYDRAULICS ASSEMBLY

### (H413C-EB & H426C-EB)

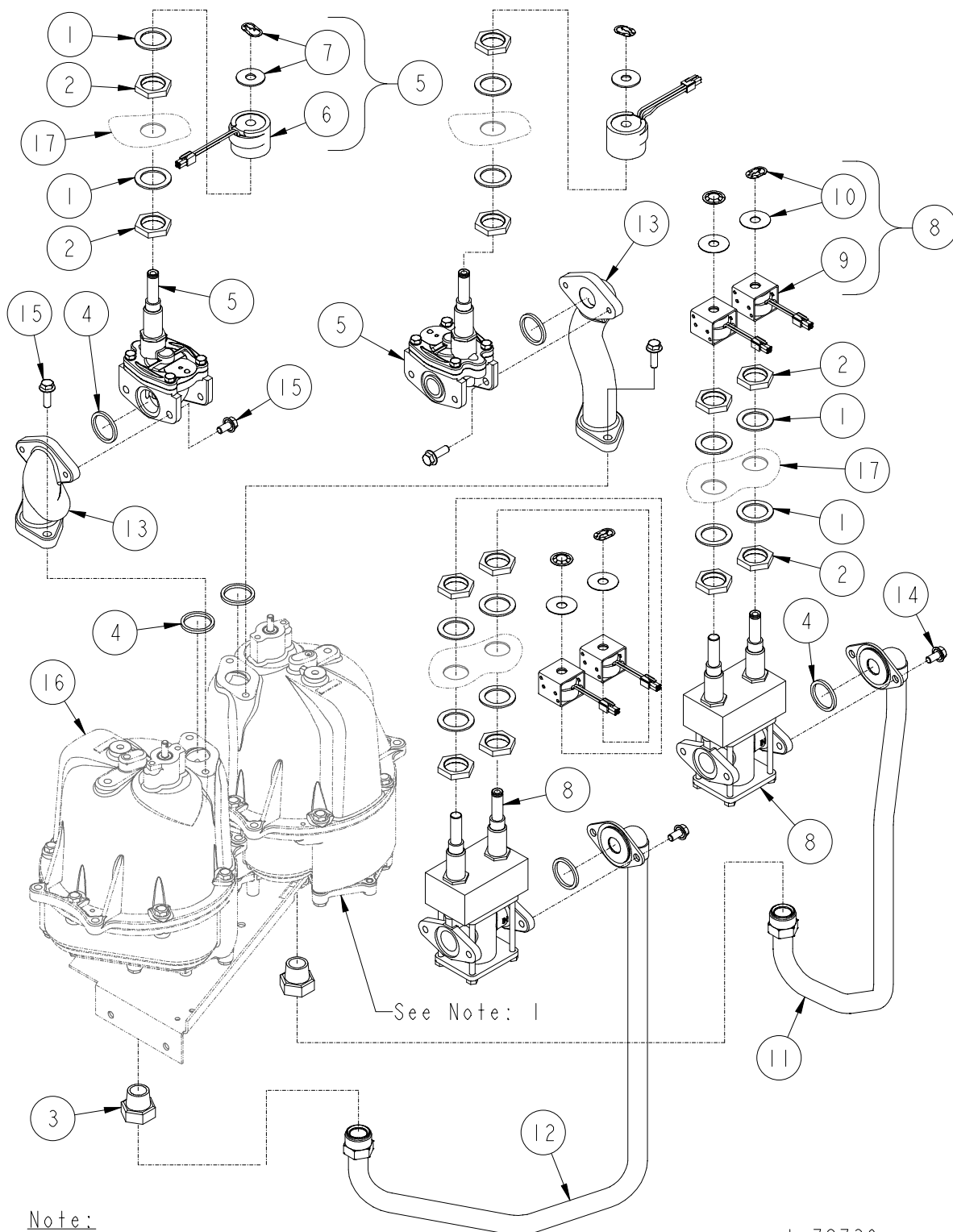
ITEM NO.	PART NO.	DESCRIPTION
1	1-132715	Conduit Washer
2	1-130590	1/2" Conduit Nut
3	1-230994	Connector - Inverted Flare
4	13-313235	Gasket
5	<u>Control Valve (Control)</u>	
	1-321094	120V (Tapped one flange side & thru on other side)
	2-321094	240V (Tapped one flange side & thru on other side)
	3-321094	240V (Brazil) (Tapped one flange side & thru on other side)
	9-321094	120V (Tapped on both flange sides)
	10-321094	240V (Tapped on both flange sides)
	11-321094	240V (Brazil) (Tapped on both flange sides)
6	<u>Control Valve Coil (Control)</u>	
	6-321094	120V/60mhz
	7-321094	240V/60mhz
	14-321094	230V/50mhz
7	8-321094	Solenoid Assembly Hardware Kit
8	1-321103	Blend Valve
9	3-321103	Blend Valve Coil
10	4-321103	Blend Valve Assembly Hardware Kit
11	<u>Meter Outlet</u>	
	1-422604	Tapped both flange sides
	2-422604	Tapped one flange side & thru on the other flange
12	1-422708	Fuel Discharge Tube
13	1-422709	Fuel Discharge Tube
14	35-55132	5/16-18 x 5/8" Long M-F Flange Whiz Lock Screw
15	38-55132	5/16-18 x 1" Long M-F Flange Whiz Lock Screw
16	<u>For parts call out of Meter &amp; Transfer Body Assembly see 72727.</u>	
17	<u>For parts call out of Chassis Assembly see 72724.</u>	

Reference for Tokheim internal use only:

321089 Meter & Hydraulic Assembly

1-72729

# METER & HYDRAULICS ASSEMBLY (H414C-EB & H428C-EB)



Note:  
1. On single sided dispensers  
this meter doesn't exist.

1-72730



## METER & HYDRAULICS ASSEMBLY

### (H414C-EB & H428C-EB)

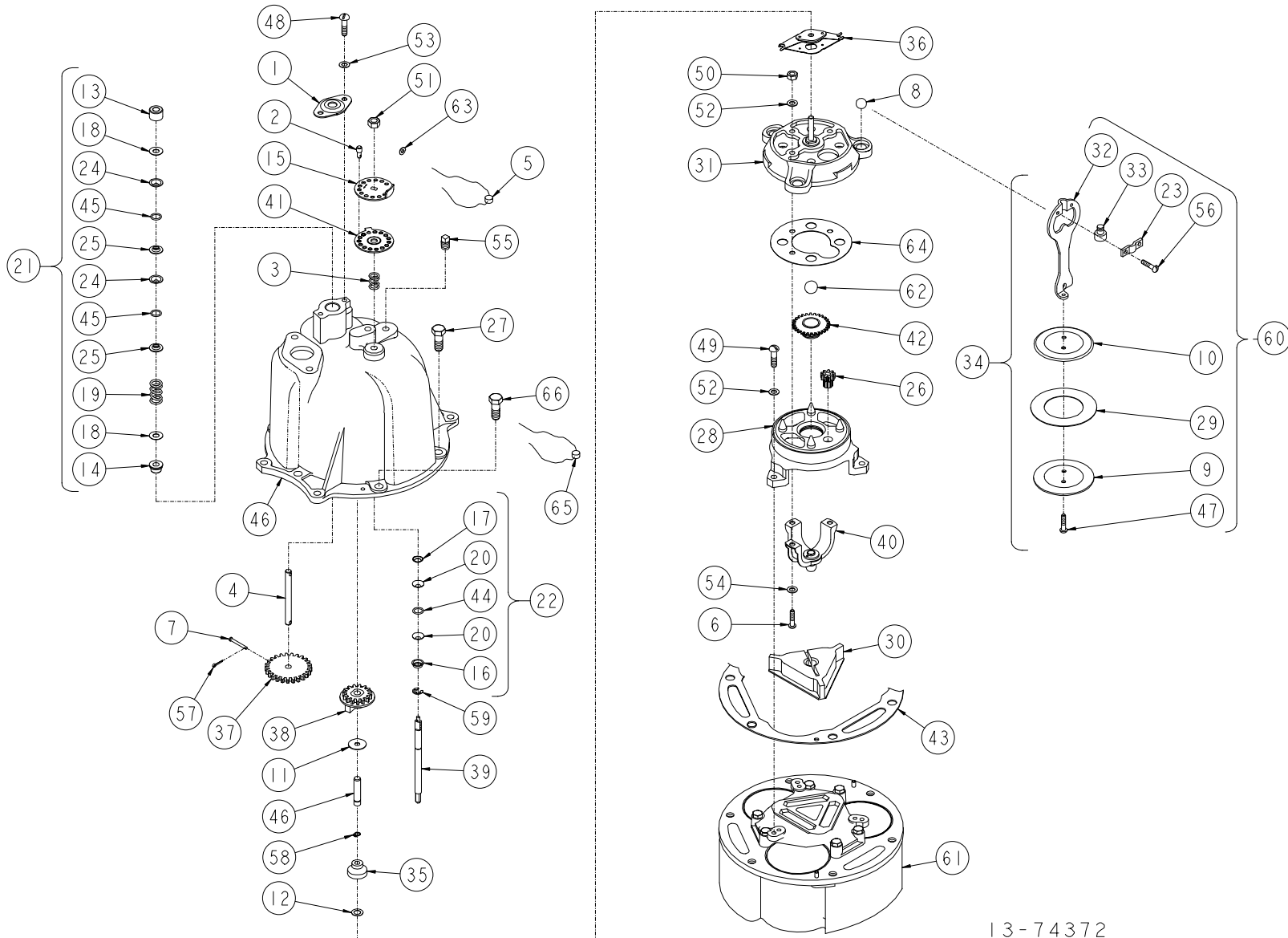
ITEM NO.	PART NO.	DESCRIPTION
1	1-132715	Conduit Washer
2	1-130590	1/2" Conduit Nut
3	1-230994	Connector - Inverted Flare
4	13-313235	Gasket
5	<u>Control Valve (Solenoid)</u>	
	1-321094	120V (Tapped one flange side & thru on other side)
	2-321094	240V (Tapped one flange side & thru on other side)
	3-321094	240V (Brazil) (Tapped one flange side & thru on other side)
	9-321094	120V (Tapped on both flange sides)
	10-321094	240V (Tapped on both flange sides)
	11-321094	240V (Brazil) (Tapped on both flange sides)
6	<u>Control Valve Coil (Solenoid)</u>	
	6-321094	120V/60mhz
	7-321094	240V/60mhz
	14-321094	230V50mhz
7	8-321094	Solenoid Assembly Hardware Kit
8	1-321103	Blend Valve
9	3-321103	Blend Valve Coil
10	4-321103	Blend Valve Assembly Hardware Kit
11	1-321176	Fuel Discharge Tube
12	1-321177	Fuel Discharge Tube
13	<u>Meter Outlet</u>	
	1-422604	Tapped both flange sides
	2-422604	Tapped one flange side & thru on the other flange
14	35-55132	5/16-18 x 5/8" Long M-F Flange Whiz Lock Screw
15	38-55132	5/16-18 x 1" Long M-F Flange Whiz Lock Screw
16	<u>For parts call out of Meter &amp; Transfer Body Assembly see 72727.</u>	
17	<u>For parts call out of Chassis Assembly see 72724.</u>	

Reference for Tokheim internal use only:

321089 Meter & Hydraulic Assembly

1-72730

898 POSITIVE DISPLACEMENT TYPE METER



13-74372

## 898 POSITIVE DISPLACEMENT TYPE METER

ITEM NO.	PART NO.	DESCRIPTION	ITEM NO.	PART NO.	DESCRIPTION	ITEM NO.	PART NO.	DESCRIPTION
1	1-19592	Packing Gland Plate	29	218769-1	Plunger Cup Kit (Set Of 3 Cups)	51	02-50301	5/16-18 Hex Nut
2	1-19602	Seal Pin				52	13-50641	1/4" Lockwasher
3	1-19743	Compensator Screw Spring	30	1-219330	Valve	53	24-50761	#12 Lockwasher
4	1-114815	Drive Shaft	31	219331-1	Wobble Plate With Slack Roller Post	54	42-50761	#14 Lockwasher
5	1-118849	Seal & Seal Wire (6" Long)	32	1-219377	Connector	55	01-51911	1/8" Square Head Pipe Plug
6	1-119064	Special Screw	33	1-219378	Bearing Seat	56	28-55431	#10-32 x 3/8" Long Phillips Pan Head Sems Fastener
7	1-124144	Drive Shaft Pin	34	219407-2	Plunger Assembly	57	13-52870	1/16" Dia x 1/4" Lg. Cotter Pin
8	1-124588	1/2" Ball	35	219800-1	Slack Roller Assembly	58	10-52922	Truarc Retaining Ring
9	1-125069	Plunger Cup Support	36	221403-1	Slack Spring Assembly	59	12-53420	Truarc "E" Retaining Ring
10	1-125071	Plunger Disc	37	<u>Drive Shaft Gear</u>		60	232332-1	Plunger Kit (Contains Plunger Assembly, Bearing Retainer, Bearing Seat & Sems Fastener)
11	1-125095	Washer		1-222081	Gallons & Liters			
12	1-125103	Washer		217195-2	Assembly (Imperial Gallons)	61	407488-11	Body & Seat Assy. With Pins
13	125118-1	Upper Bearing Assembly	38	<u>Counter Drive Gear Complete</u>		62	1-131327	5/8" Carbon Ball
14	125154-1	Bearing Assembly		218556-2	Imperial Gallons	63	04-50600	Washer
15	1-125243	Compensator Index Disc		1-232282	Gallons	64	1-217934	Wobble Bearing Plate
16	1-125308	Seal Half		1-232282	Liter	65	1-124799	Seal Wire & Seal (18" Lg) (Brazil)
17	1-125309	Seal Wedge	39	1-224081	Compensator Shaft	66	2-129513	3/8-16 x 1" Long Hex Head Seal Screw (Brazil)
18	1-125315	Washer	40	224709-5	Bracket & Pin Assembly			
19	1-125357	Packing Spring	41	1-226085	Index Plate			
20	1-125360	Seal	42	125079-1	Main Pivot Assembly			
21	125420-1	Meter Drive Shaft Packing Kit	43	1-38083	Meter Body Gasket			
22	125478-1	Compensator Shaft Seal Kit	44	5-318940	"O" Ring (.362 Dia.)			
23	1-125966	Bearing Retainer	45	6-318940	"O" Ring (.487 Dia.)			
24	1-126898	Seal (Black)	46	420557-1	Meter Cover And Gear Post Assembly			
25	1-126902	Seal Retaining Ring						
26	1-129607	Compensator Pinion	47	287-50001	#10-32 x 3/8" Long Round Head Machine Screw			
27	<u>3/8-16 x 1" Long</u>							
	1-320407	Torx Drive Screw	48	326-50001	#12-24 x 1/2" Long Round Head Machine Screw			
	2-320407	Torx Drive Screw (For Seal Wire)	49	399-50001	1/4-20 x 3/4" Long Round Head Machine Screw			
	65-50361	Hex Head Cap Screw	50	01-50301	1/4-20 Hex Nut			
28	218236-2	Main Pivot Bracket Assy. With Pins						

For complete Meter Maintenance & Repair Kit order 225184-1

For complete Meter Cover Assembly order: (Item no. 5 & 46 not included)

407494-1 Gallons  
407494-5 Imperial Gallons  
415282-30 Liters

For complete Final Assy (898-K Meter) order:

416873-25 Imperial Gallons  
416873-32 Liters  
416873-37 Gallons



# SECTION

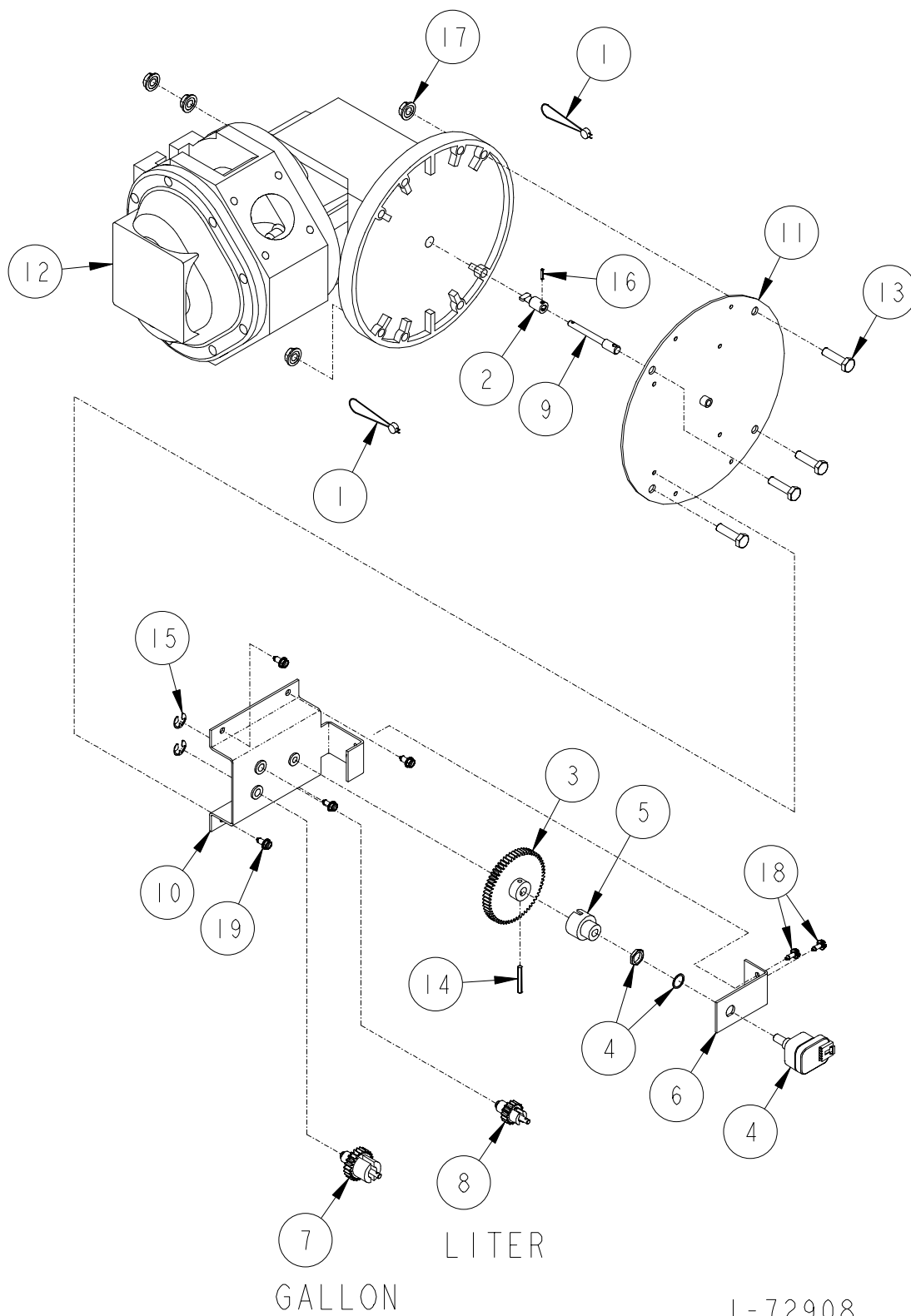
# 3B

## LC Meter & Hydraulics

### Page Number

LC Meter & Gear Train Assembly .....	3B-2, 3B-3
LC Meter Inlet Hydraulics .....	3B-4, 3B-5
LC Meter Outlet Hydraulics .....	3B-6, 3B-7
Master Systems .....	3B-8, 3B-9
Master/Satellite Systems .....	3B-10, 3B-11
Satellite Systems .....	3B-12, 3B-13
Satellite Hydraulics .....	3B-14, 3B-15
Totalizer Assembly .....	3B-16, 3B-17

## LC METER & GEAR TRAIN ASSEMBLY



## LC METER & GEAR TRAIN ASSEMBLY

ITEM NO.	PART NO.	DESCRIPTION
1	1-131438	Seal Wire & Seal
2	1-230309	Coupling
3	2-231801	60 Tooth Spur Gear
4	2-233654	Optical Encoder
5	1-233649	Pulser Coupling
6	1-233734	Encoder Mounting Plate
7	233790-1	Pulser Drive Assembly (Gallon)
8	233790-2	Pulser Drive Assembly (Liter)
9	1-233793	Drive Shaft
10	321423-3	Gear Train & Bushing Assembly
11	321427-1	Cover Plate Assembly
12	3-419902	LC Meter
13	05-50361	1/4-20 x 1" Long Hex Head Cap Screw
14	44-51221	Groov-Pin
15	06-52482	Truarc Retaining Ring
16	4-52901	Roll Pin
17	01-54752	1/4-20 M-F Flange Whiz Lock Nut
18	21-55392	#6 x 3/8" long Hex Head Washer Head Tapping Screw
19	23-55392	#8 x 3/8" long Hex Head Washer Head Tapping Screw

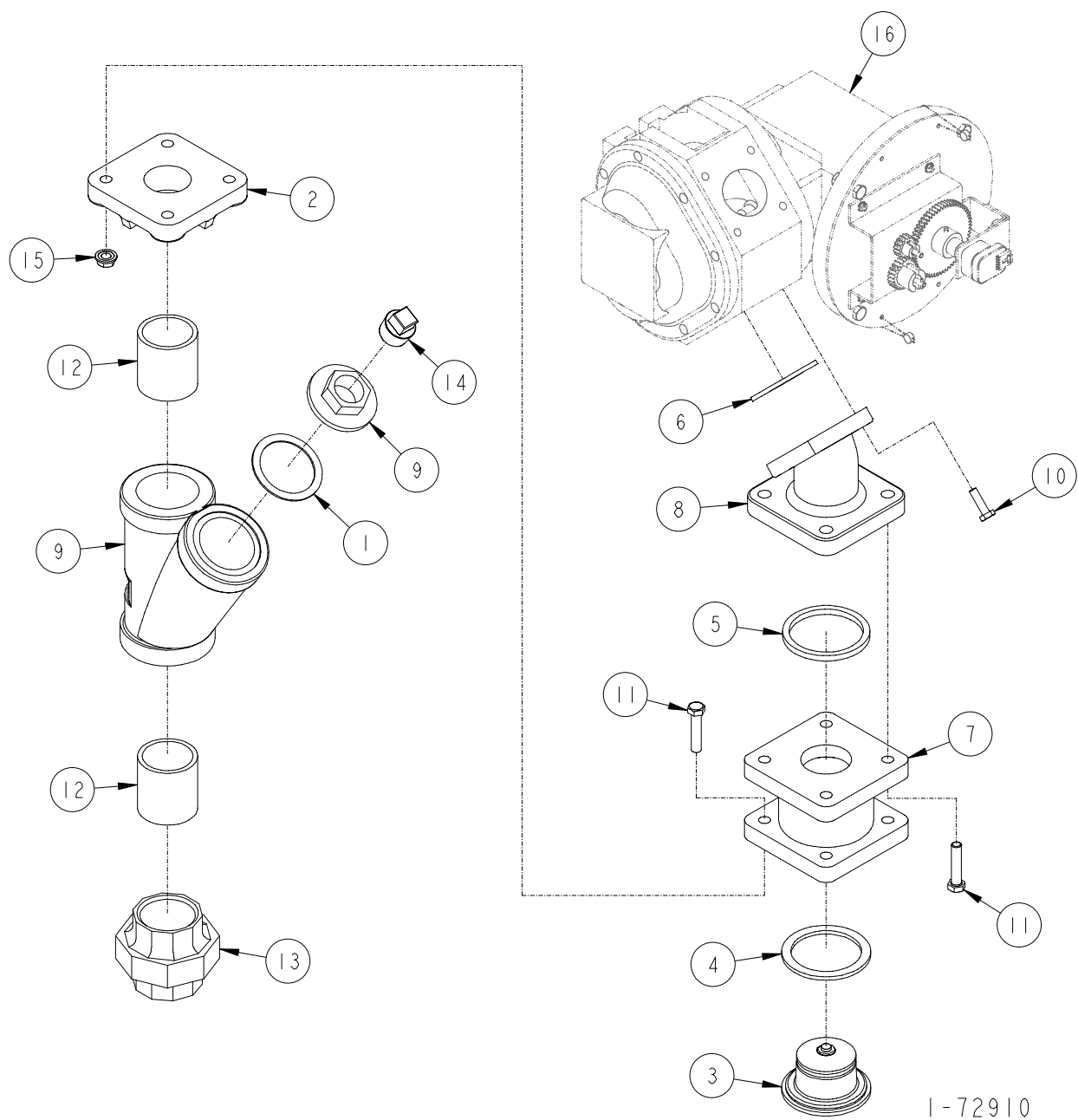
Reference for Tokheim internal use only:

321423	Gear Train Assembly
321425	Meter & Hydraulic Assembly

1-72908

3  
B

## LC METER INLET HYDRAULICS





## LC METER INLET HYDRAULICS

ITEM NO.	PART NO.	DESCRIPTION
1	1-132471	"Y" Strainer Gasket
2	5-221447	Companion Flange
3	225981-1	Check Valve Assembly
4	15-313235	Gasket
5	18-313235	Gasket
6	19-313235	Gasket
7	1-319057	Check Valve Housing
8	2-420233	Meter Elbow
9	1-420697	"Y" Strainer (With 40 Mesh Stainless Steel Screen)
	2-420697	40 Mesh Stainless Steel Screen "Only"
10	04-50361	1/4-20 x 7/8" Long Hex Head Cap Screw
11	37-50361	5/16-18 x 1-1/2" Long Hex Head Cap Screw
12	118-50560	1-1/2" x 2" Long Pipe Nipple
13	07-51780	1-1/2" Union Female
14	05-51901	Pipe Plug
15	02-54752	5/16-18 M-F Flange Whiz Lock Nut
16	<u>For parts call out of Chassis Assembly see 72779.</u>	

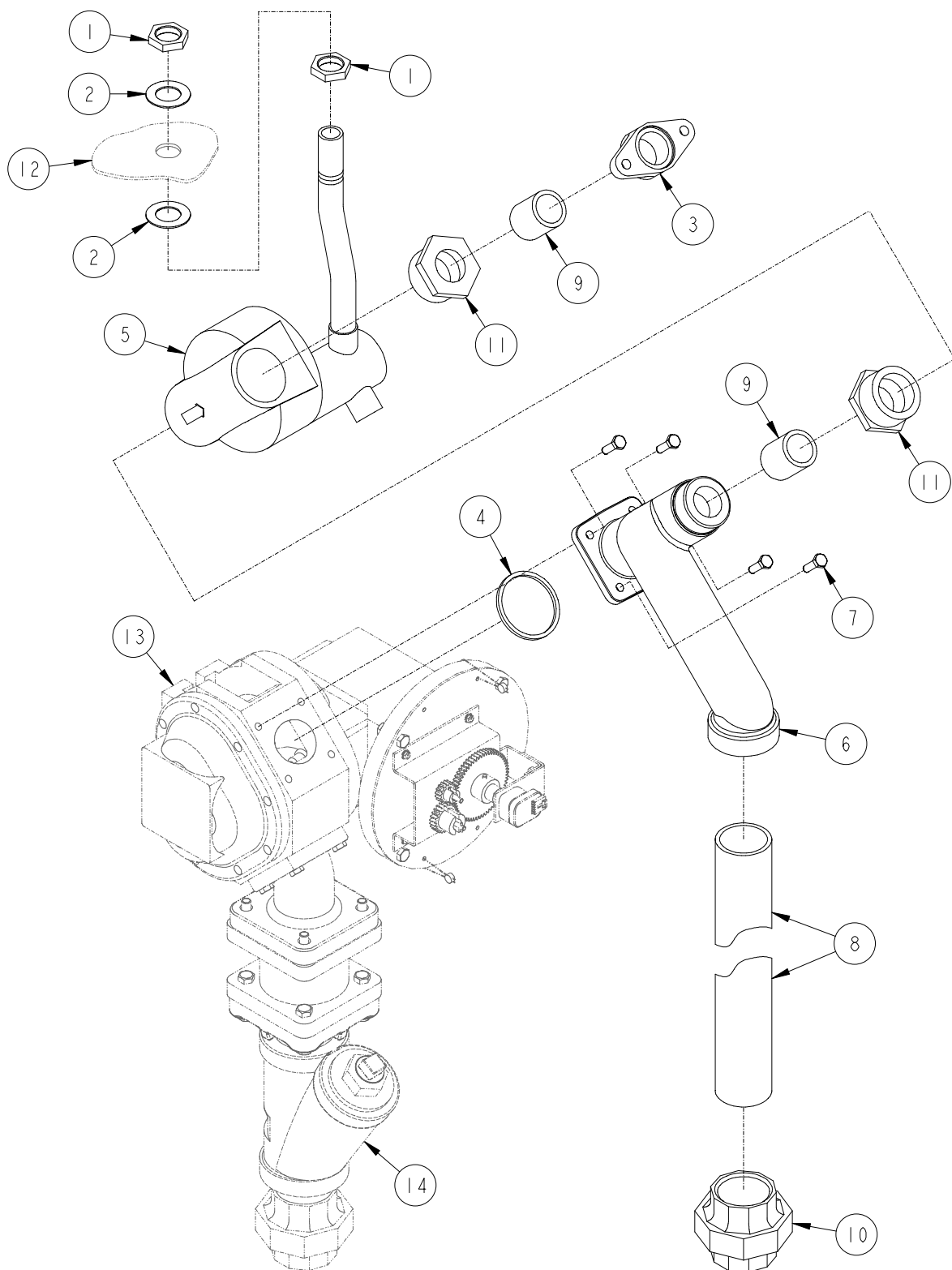
Reference for Tokheim internal use only:

321425	Meter & Hydraulic Assembly
321435	Chassis Assembly

1-72910

3  
B

# LC METER OUTLET HYDRAULICS



1-72911

## LC METER OUTLET HYDRAULICS

ITEM NO.	PART NO.	DESCRIPTION
1	1-130590	Hex Lock Nut
2	1-132715	Conduit Washer
3	5-220923	Meter Flange
4	8100047	Gasket
5	<u>Control Valve Assembly (Includes Items 3, 9 &amp; 11)</u>	
	422989-1	220 Volt
	422989-2	120 Volt
6	8100322	Manifold LC Meter Outlet Side
7	04-50361	1/4-20 x 7/8" Long Hex Head Cap Screw
8	337-50510	1-1/2 x 15.781 Long Pipe
9	85-50660	1" x 1-1/2" Long Pipe Nipple
10	07-51780	1-1/2" Union Female
11	22-51850	1-1/2" x 1" Hex Bushing
12	<u>For parts call out of Chassis Assembly see 72779.</u>	
13	<u>For parts call out of LC Meter &amp; Gear Train Assembly see 72908.</u>	
14	<u>For parts call out of LC Meter Inlet Hydraulics see 72909.</u>	

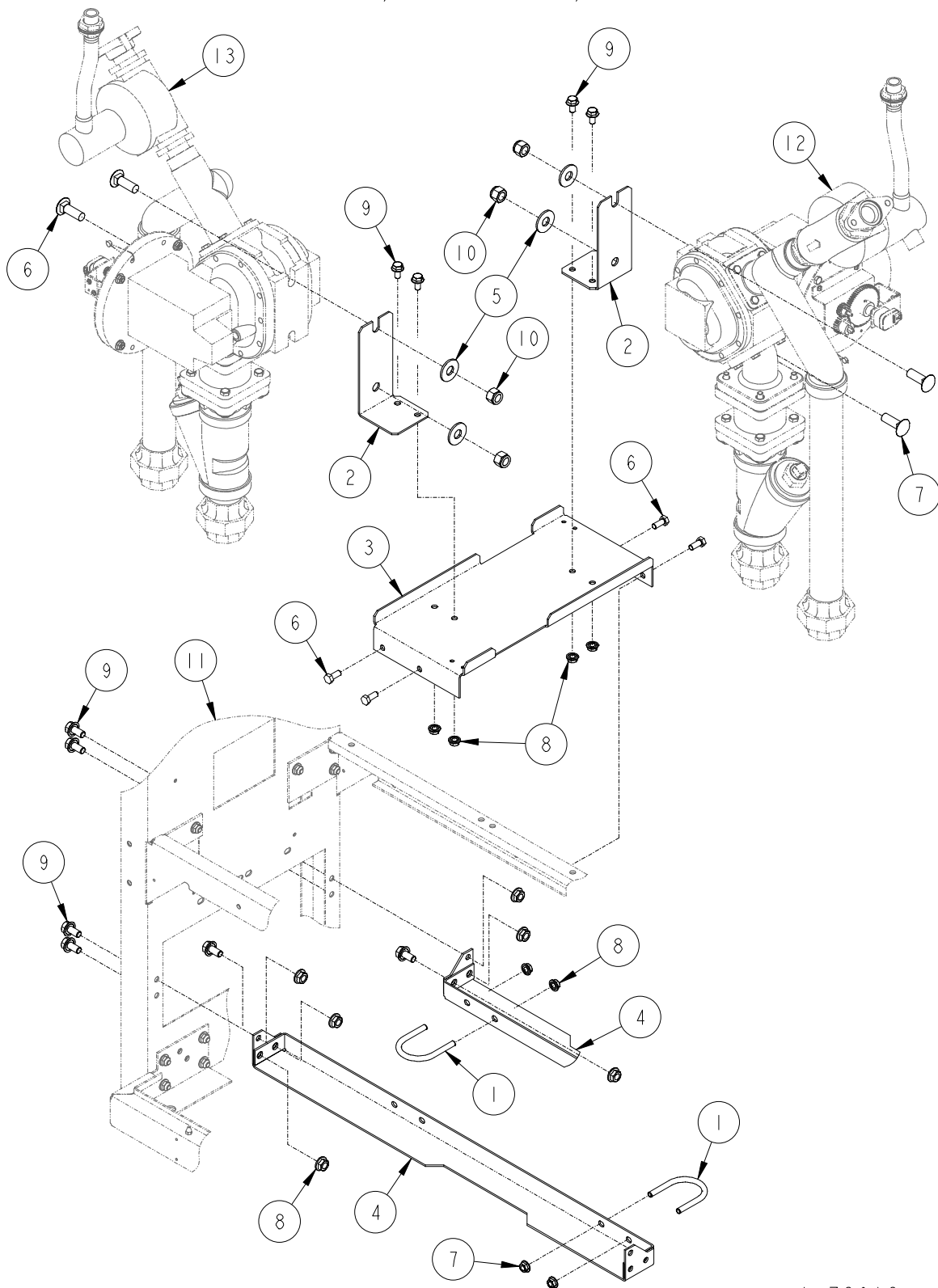
Reference for Tokheim internal use only:

321425	Meter & Hydraulic Assembly
321435	Chassis Assembly

*1-72911*

3  
B

MASTER/MASTER SYSTEM  
H311C-RHVM, H312C-RHVM, H322C-RHVM



1-72913

## MASTER/MASTER SYSTEM

### H311C-RHVM, H312C-RHVMM, H322C-RHVMM

ITEM NO.	PART NO.	DESCRIPTION
1	1-131336	"U" Bolt
2	1-321401	Meter Support Bracket
3	1-422884	Meter Support Plate
4	1-422962	Inlet Support Bracket
5	06-50612	1" Plate Washer
6	20-51491	5/16 x 5/8" Long Self Tapping Screw
7	115-52192	1/2-13 x 1-1/2" Long Carriage Bolt
8	02-54752	5/16-18 M-F Flange Whiz Lock Nut
9	35-55132	5/16-18 x 5/8" Long M-F Flange Whiz Lock Screw
10	11-55531	1/2-13 Nylon Insert Lock Nut
11	<u>For parts call out of Chassis Assembly see 72779.</u>	
12	<u>For parts call out of LC Meter Outlet Hydraulics see 72911.</u> (H311C-RHVM side "A", H312C-RHVMM side "A", H322C-RHVMM)	
13	<u>For parts call out of LC Meter Outlet Hydraulics see 72911.</u> (H312C-RHVMM side "B", H322C-RHVMM side "B")	

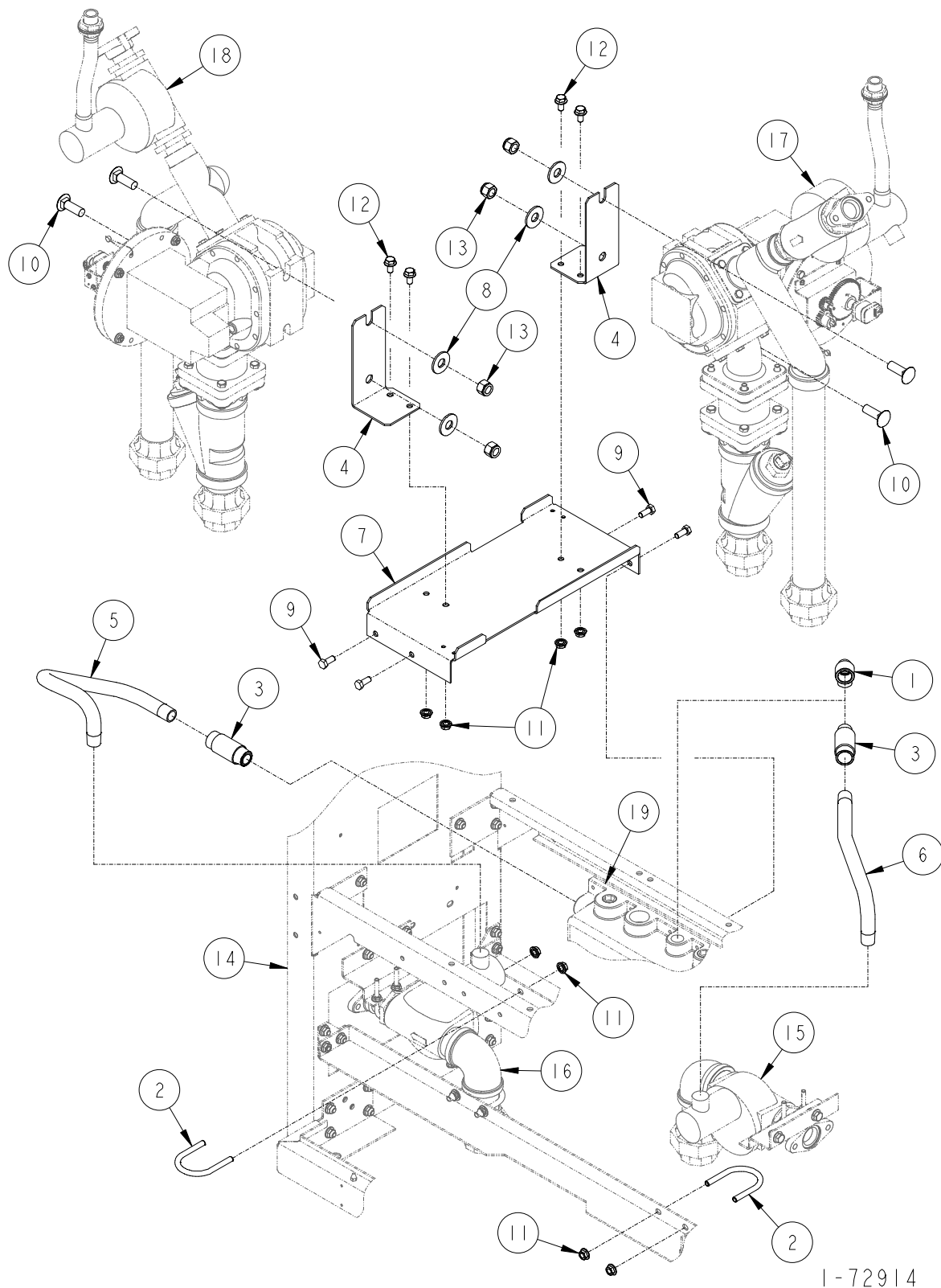
Reference for Tokheim internal use only:

321435 Chassis Assembly

*1-72913*

**3  
B**

MASTER/SATELLITE SYSTEM  
H322C-RHVMS, H324C-RHVMS



1-72914

## MASTER/SATELLITE SYSTEM

### H322C-RHVMS, H324C-RHVMS

ITEM NO.	PART NO.	DESCRIPTION
1	1-128035	1/2" x 90° Conduit Street Elbow
2	1-131336	"U" Bolt
3	1-218941	1/2" Expansion Union (Male/Female)
4	1-321401	Meter Support Bracket
5	1-321428	Conduit
6	1-321430	Conduit
7	1-422884	Meter Support Plate
8	06-50612	1" Plate Washer
9	20-51491	5/16 x 5/8" Long Self Tapping Screw
10	115-52192	1/2-13 x 1-1/2" Long Carriage Bolt
11	02-54752	5/16-18 M-F Flange Whiz Lock Nut
12	35-55132	5/16-18 x 5/8" Long M-F Flange Whiz Lock Screw
13	11-55531	1/2-13 Nylon Insert Lock Nut
14	<u>For parts call out of Chassis Assembly see 72779.</u>	
15	<u>For parts call out of Satellite Hydraulics see 72909.</u> (H322C-RHVMS side "A", H324C-RHVMS side "A")	
16	<u>For parts call out of Satellite Hydraulics see 72909.</u> (H324C-RHVMS side "B")	
17	<u>For parts call out of LC Meter Outlet Hydraulics see 72911.</u> (H322C-RHVMS side "A", H324C-RHVMS side "A")	
18	<u>For parts call out of LC Meter Outlet Hydraulics see 72911.</u> (H322C-RHVMS side "B", H324C-RHVMS side "B")	
19	<u>For parts call out of Connection Box Assembly see 72917.</u>	

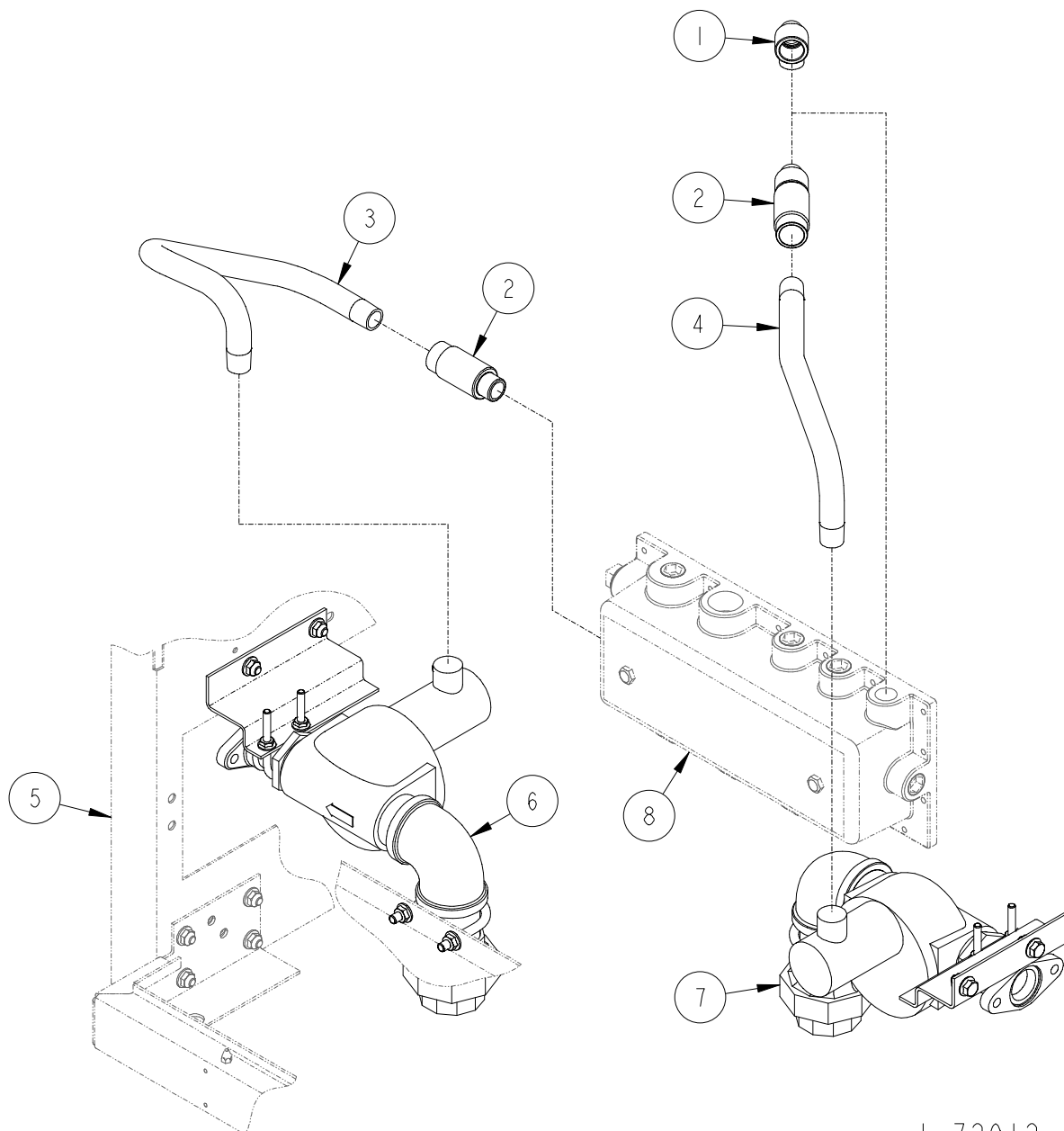
Reference for Tokheim internal use only:

321435      Chassis Assembly

*1-72914*

**3  
B**

SATELLITE SYSTEM  
H311C-RHVS, H312C-RHVSS



1-72912



## SATELLITE SYSTEM

### H311C-RHVS, H312C-RHVSS

ITEM NO.	PART NO.	DESCRIPTION
1	1-128035	1/2" x 90° Conduit Street Elbow
2	1-218941	1/2" Expansion Union (Male/Female)
3	1-321428	Conduit
4	1-321430	Conduit
5	<u>For parts call out of Chassis Assembly see 72779.</u>	
6	<u>For parts call out of Satellite Hydraulics see 72909.</u> (H311C-RHVS, H312C-RHVSS side "A", H324C-RHVMS side "A")	
7	<u>For parts call out of Satellite Hydraulics see 72909.</u> (H312C-RHVSS side "B", H322C-RHVMS side "B", H324C-RHVMS side "B")	
8	<u>For parts call out of Satellite Connection Box Assembly see 72918</u>	

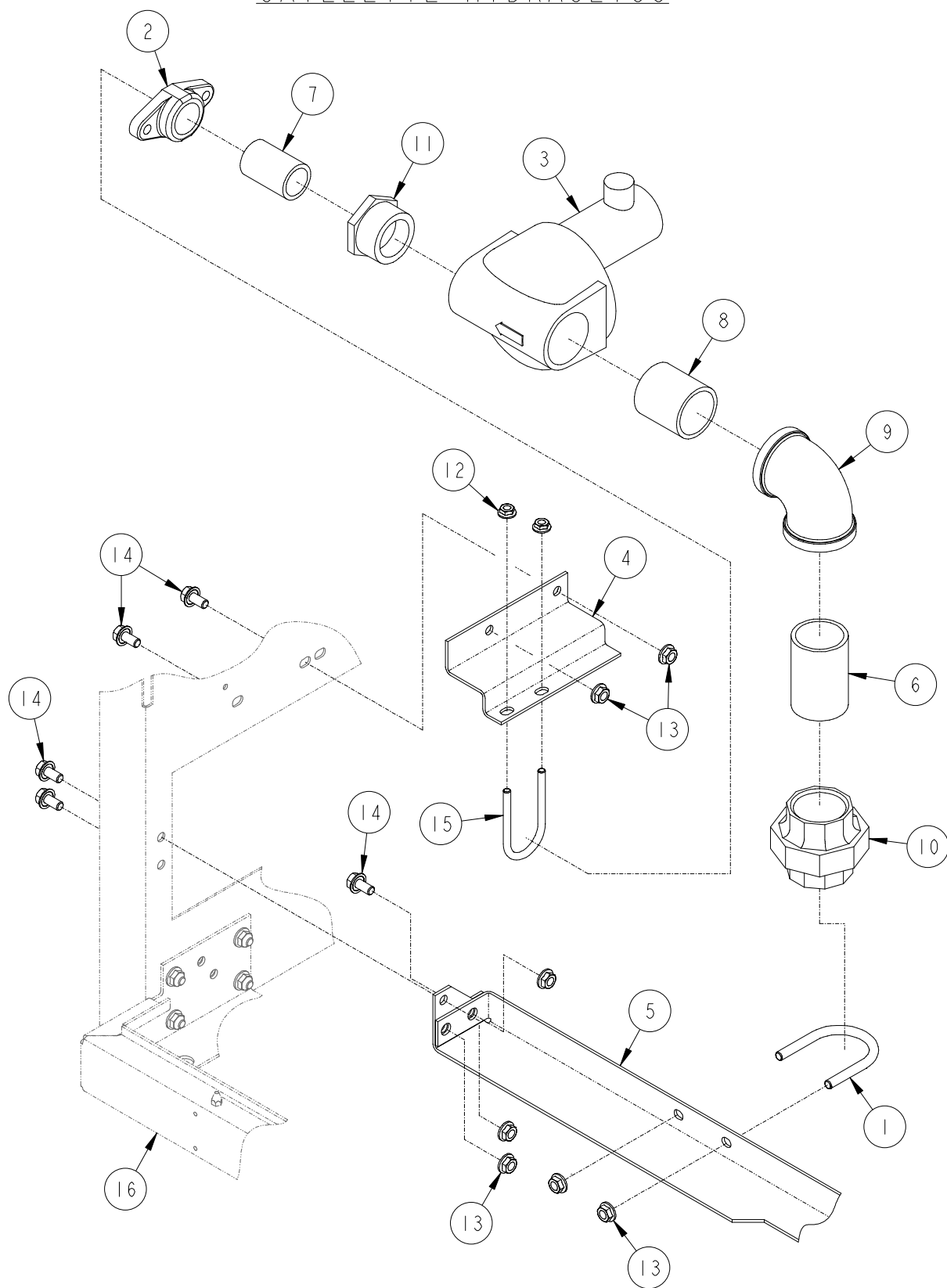
Reference for Tokheim internal use only:

321435      Chassis Assembly

*1-72912*

**3  
B**

## SATELLITE HYDRAULICS



1-72909

## SATELLITE HYDRAULICS

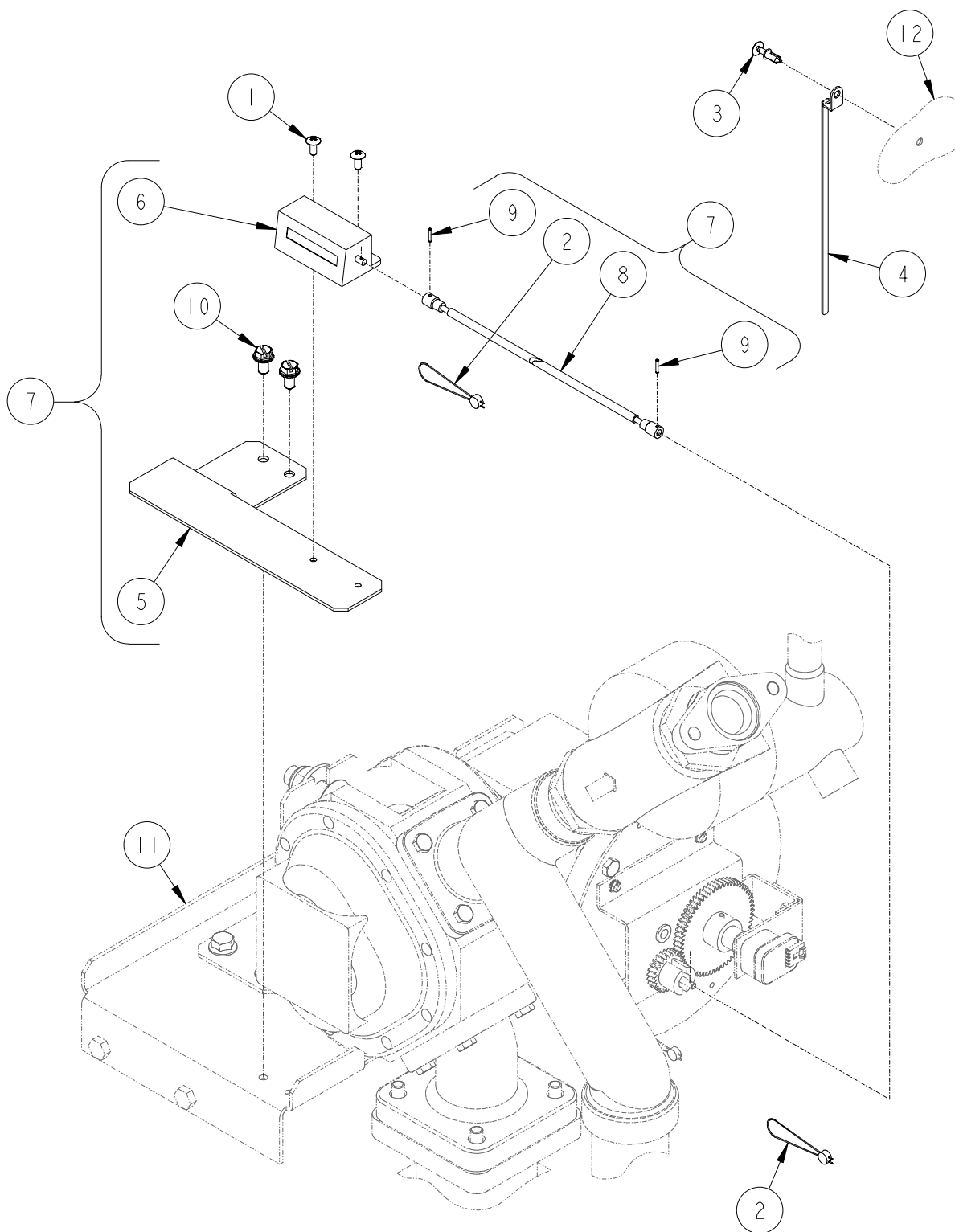
ITEM NO.	PART NO.	DESCRIPTION
1	1-131336	5/16-18 "U" Bolt
2	5-220923	Meter Flange
3	<u>Control Valve</u>	
	1-319059	120 Volt
	2-319059	220 Volt
4	1-321403	Satellite Inlet Support Bracket
5	1-422962	Inlet Support Bracket
6	196-50510	1-1/2" x 2-13/16" Pipe
7	86-50560	1" x 2" Long Pipe Nipple
8	118-50560	1-1/2" x 2" Long Pipe Nipple
9	08-51700	1-1/2" 90° Elbow Banded
10	07-51780	1-1/2" Female Union
11	22-51850	Hexagon Bushing
12	01-54752	1/4-20 M-F Flange Whiz Lock Nut
13	02-54752	5/16-18 M-F Flange Whiz Lock Nut
14	35-55132	5/16-18 x 5/8" Long M-F Flange Whiz Lock Screw
15	03-55421	1/4-20 "U" Bolt
16	<u>For parts call out of Chassis Assembly see 72779.</u>	

Reference for Tokheim internal use only:

321425	Meter & Hydraulic Assembly
321435	Chassis Assembly

1-72909

## TOTALIZER ASSEMBLY



1-72915

## TOTALIZER ASSEMBLY

ITEM NO.	PART NO.	DESCRIPTION
1	1-126964	#8-32 x 3/8" Long Truss Head Thread Cutting Screw
2	1-131438	Seal Wire & Seal
3	1-228380	Blind Rivet
4	4-228918	Cable Clamp
5	1-321411	Totalizer Bracket
6	<u>Totalizer</u>	
	1-321444	Gallon
	2-321444	Liter
7	<u>Totalizer Assembly (Includes items 1, 2, 5, 6, 8 &amp; 9)</u>	
	321439-1	Gallon
	321439-2	Liter
8	1-321459	Drive Cable
9	04-52901	Roll Pin
10	69-55392	1/4 x 1/2" Long Hex Washer Head Tapping Screw
11	<u>For parts call out of see:</u>	
	72913	Master/Master System
	72914	Master/Satellite System
12	<u>For parts call out of Chassis Assembly see 72779.</u>	
	<u>Reference for Tokheim internal use only:</u>	
	321425	Meter & Hydraulic Assembly
	321435	Chassis Assembly

1-72915



# SECTION

# 4A

## 898 Discharge Hydraulics (Non Vapor)

Page  
Number

Page  
Number

### Discharge Assembly

H311C, H312C, H322C, H324C, H311D, H312D, H322D & H324D .....	4A-2, 4A-3
H311C-B3/5 & H322C-B3/5 .....	4A-4, 4A-5
H311C-RHVM & H312C-RHVMM .....	4A-6, 4A-7
H311C-RHVS & H312C-RHVSS .....	4A-8, 4A-9
H322C-RHVSS .....	4A-10, 4A-11
H322C-RHVMS & H324C-RHVMS .....	4A-12, 4A-13
H411C, H422C, H411D & H422D .....	4A-14, 4A-15
H411C-B3/5 & H422C-B3/5 .....	4A-16, 4A-17
H411C-B3/5-MR & H422C-B3/5-MR .....	4A-18, 4A-19
H412C, H424C, H412D & H424D .....	4A-20, 4A-21
H412C-TR, H412D-TR, H424C-TR & H424D-TR .....	4A-22, 4A-23
H412C-TL, H412D-TL, H424C-TL & H424D-TL .....	4A-24, 4A-25
H412C-B3/4 & H424C-B3/4 .....	4A-26, 4A-27
H412C-B3/4TL & H424C-B3/4TL .....	4A-28, 4A-29
H412C-B3/4TR & H424C-B3/4TR .....	4A-30, 4A-31

### Discharge Assembly (Continued)

H413C, H426C, H413D & H426D .....	4A-32, 4A-33
H413C-TR, H413D-TR, H426C-TR & H426D-TR .....	4A-34, 4A-35
H413C-EB & H426C-EB .....	4A-36, 4A-37
H413C-EBTR & H426C-EBTR .....	4A-38, 4A-39
H414C, H428C, H414D & H428D .....	4A-40, 4A-41
H414C-EB & H428C-EB .....	4A-42, 4A-43
H724C .....	4A-44, 4A-45

### Outlet Adapter Assembly

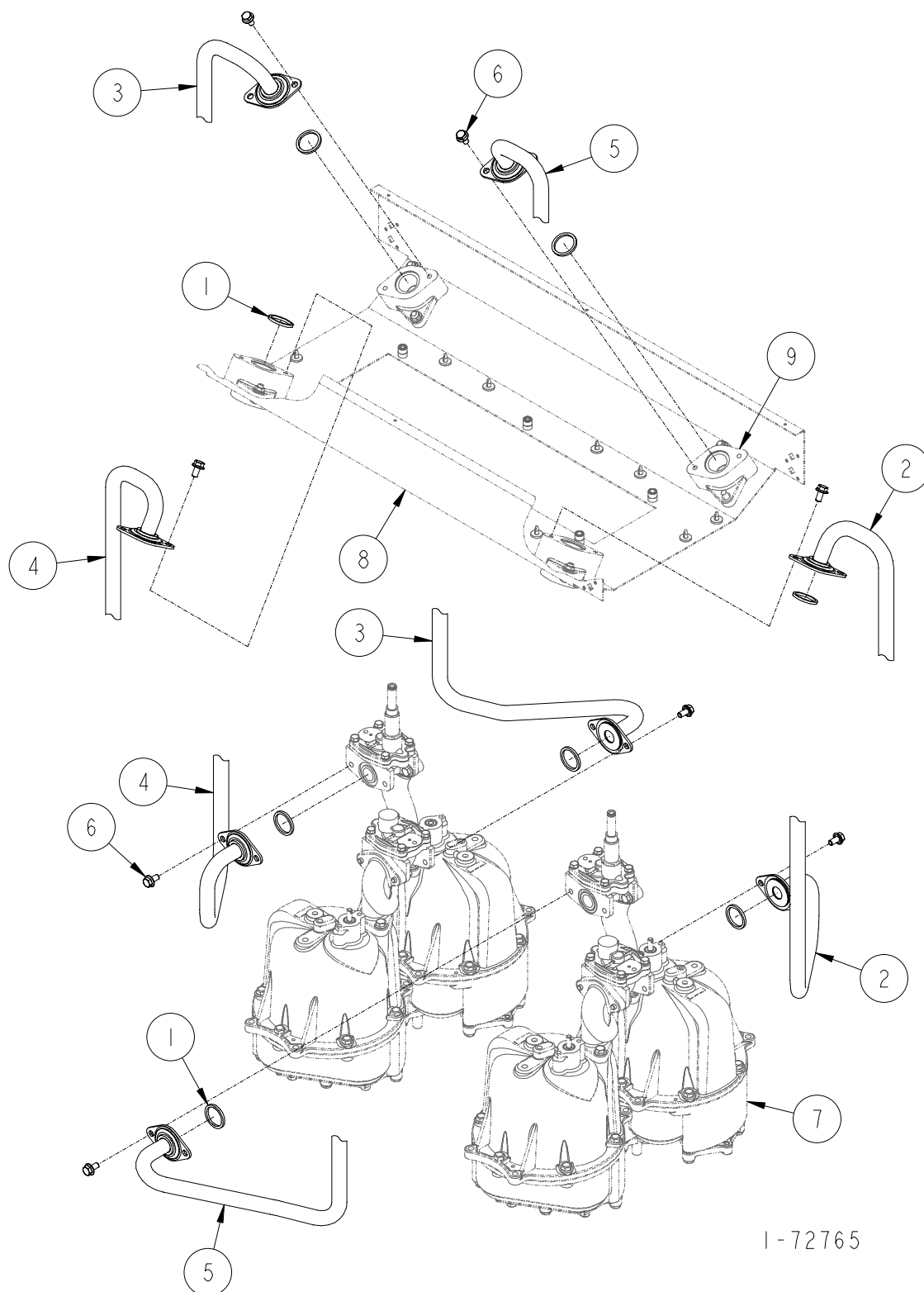
H311C, H312C, H322C, H324C, H413C, H414C, H424C, H424C-B3/4 .....	4A-46, 4A-47
H426C, H426C-EB, H428C, H428C-EB, H311D, H312D, H322D, H324D, H413D, H414D, H424D, H426D & H428D .....	4A-48, 4A-49
H311C-B3/5, H322C-B3/5, H411C, H422C, H422C-B3/5, H424C, H424C-B3/5, H426C-EB & H411D, H422D & H424D .....	4A-50, 4A-51
H424C, H424C-B3/5 & H424D .....	4A-52, 4A-53

Fuel Tube Clamp Assembly .....	4A-54, 4A-55
--------------------------------	--------------

## **DISCHARGE ASSEMBLY**

H311C, H312C, H322C & H324C (NON VAPOR)

H311D, H312D, H322D & H324D (NON VAPOR)



1-72765



**DISCHARGE ASSEMBLY****H311C, H312C, H322C & H324C (NON VAPOR)****H311D, H312D, H322D & H324D (NON VAPOR)**

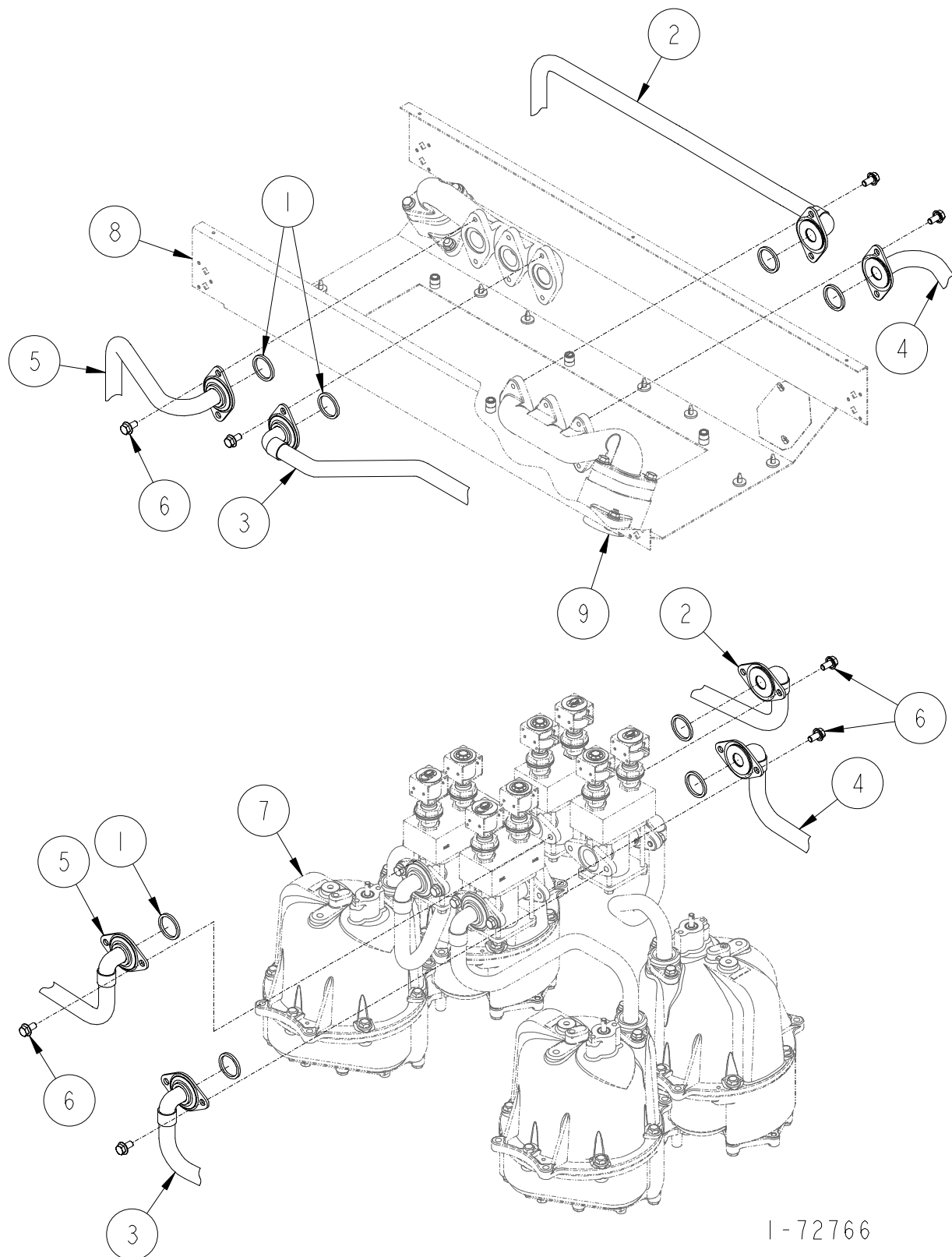
ITEM NO.	PART NO.	DESCRIPTION
1	13-313235	Gasket
2	1-422641	Fuel Discharge Tube (H311C, H312C, H322C, H324C Side "A", H311D, H312D, H322D, H324D Side "A")
3	1-422641	Fuel Discharge Tube (H324C Side "B" & H324D Side "B")
4	1-422642	Fuel Discharge Tube (H311C, H312C, H322C, H324C Side "A", H311D, H312D, H322D, H324D Side "A")
5	1-422642	Fuel Discharge Tube (H324C Side "B" & H324D Side "B")
6	35-55132	5/16-18 x 5/8" Long M-F Flange Whiz Lock Screw
7	<u>For parts call out of Meter &amp; Hydraulics Assembly see 72726.</u>	
8	<u>For parts call out of Chassis Assembly see 72779.</u>	
9	<u>For parts call out of Outlet Adaptor Assembly see 72763.</u>	
<u>Reference for Tokheim internal use only:</u>		
321212	Fuel Tube Hydraulic Assembly	
422740	Raceway Assembly	

1-72765

4  
A

## **DISCHARGE ASSEMBLY**

H311C-B3/5 & H322C-B3/5 (NON VAPOR)



1-72766

## DISCHARGE ASSEMBLY

### H311C-B3/5, H322C-B3/5 (NON VAPOR)

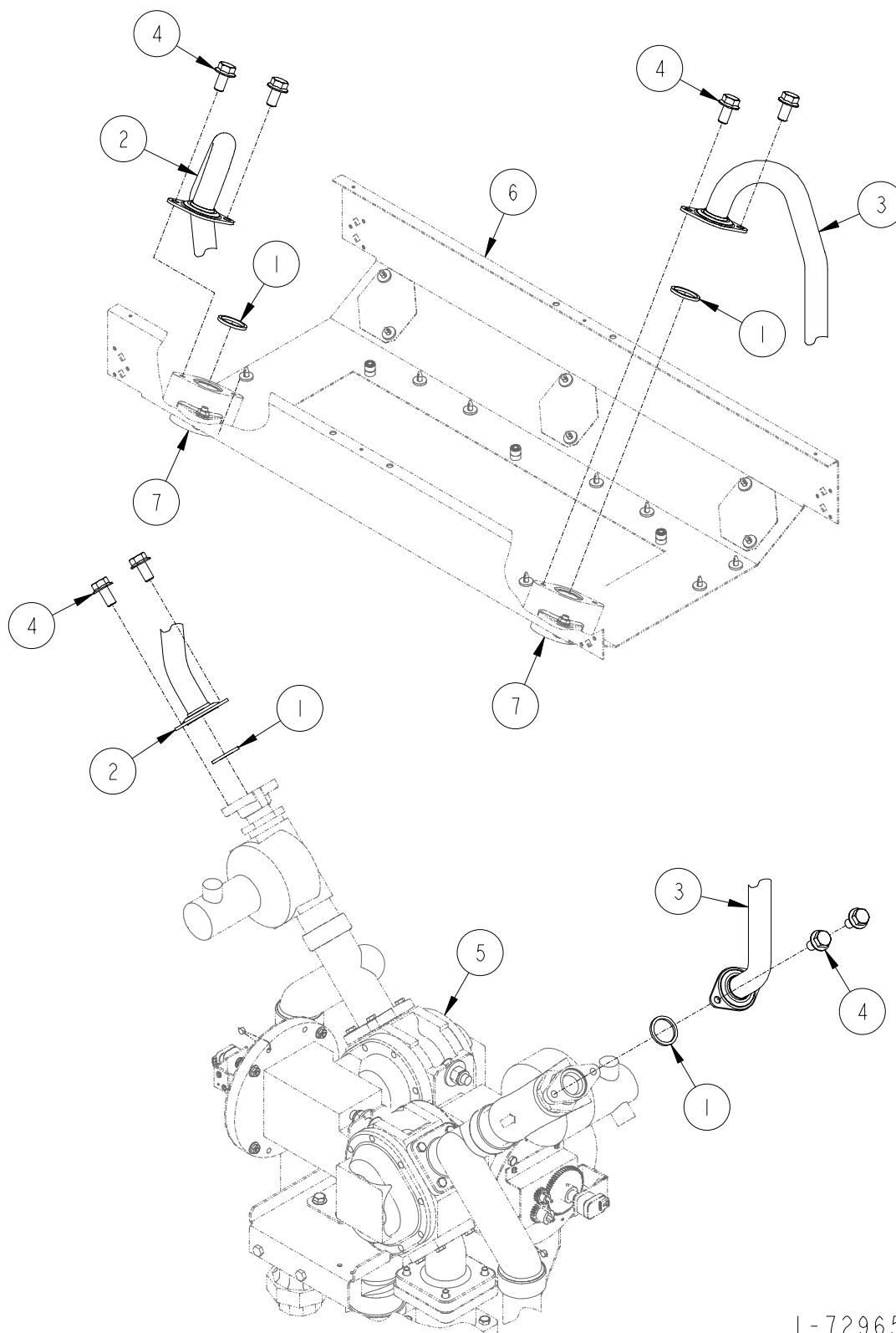
ITEM NO.	PART NO.	DESCRIPTION
1	13-313235	Gasket
2	1-422696	Fuel Discharge Tube (H311C-B3/5 & H322C-B3/5 Side "A")
3	1-422696	Fuel Discharge Tube (H322C-B3/5 Side "B")
4	1-422711	Fuel Discharge Tube (H311C-B3/5 & H322C-B3/5 Side "A")
5	1-422711	Fuel Discharge Tube (H322C-B3/5 Side "B")
6	35-55132	5/16-18 x 5/8" Long M-F Flange Whiz Lock Screw
7	<u>For parts call out of Meter &amp; Hydraulics Assembly see 72726.</u>	
8	<u>For parts call out of Chassis Assembly see 72779.</u>	
9	<u>For parts call out of Outlet Adaptor Assembly see 72761.</u>	
<u>Reference for Tokheim internal use only:</u>		
321212	Fuel Tube Hydraulic Assembly	
422740	Raceway Assembly	

1-72766


 4  
A

## **DISCHARGE ASSEMBLY**

H311C-RHVM & H312C-RHVMM



1-72965

## DISCHARGE ASSEMBLY

### H311C-RHVM & H312C-RHVMM

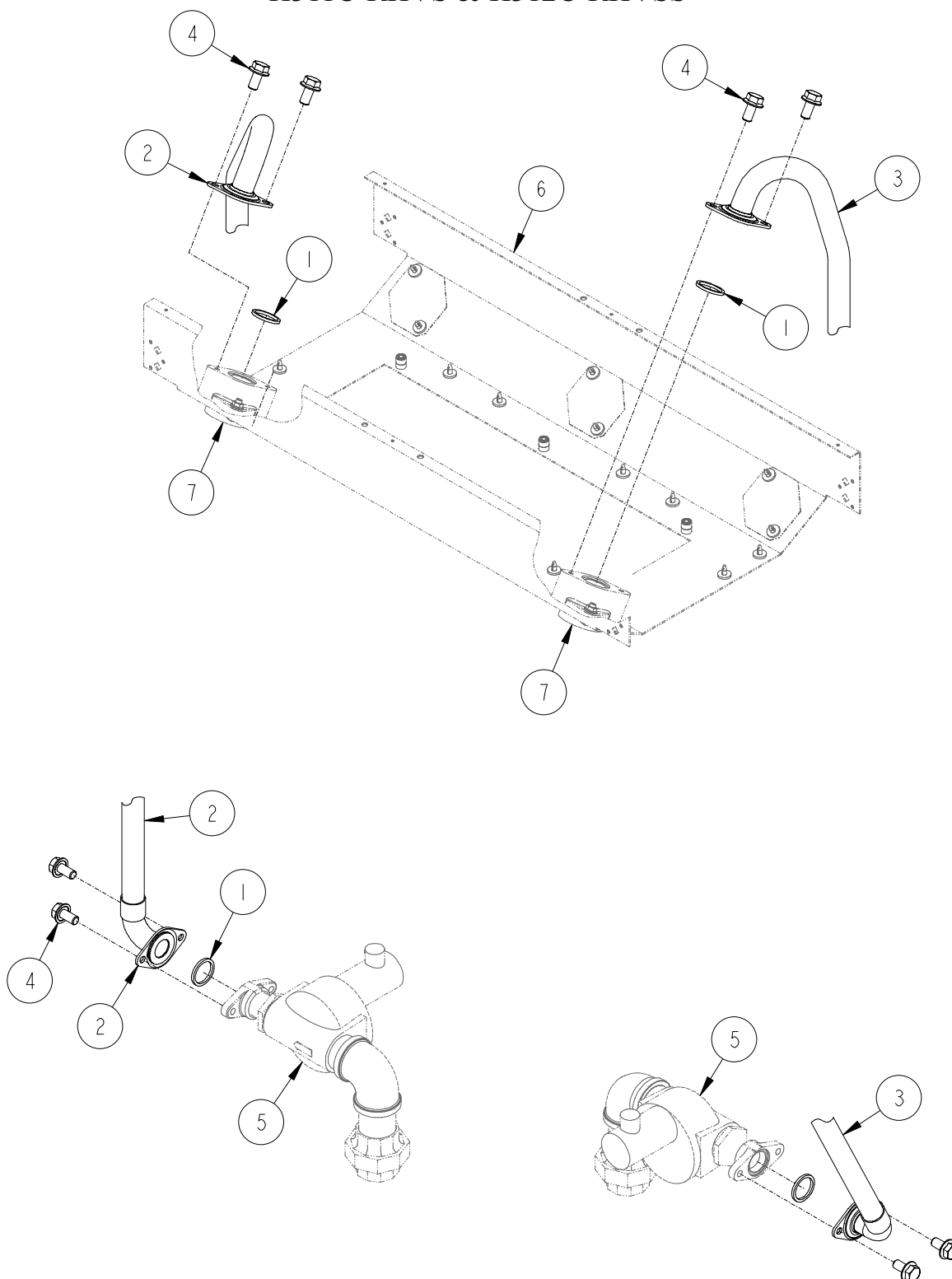
ITEM NO.	PART NO.	DESCRIPTION
1	13-313235	Gasket
2	1-422967	Fuel Discharge Tube (H311C-RHVM & H312C-RHVMM)
3	1-422968	Fuel Discharge Tube (H312C-RHVMM)
4	35-55132	5/16-18 x 5/8" Long M-F Flange Whiz Lock Screw
5	<u>For parts call out of Master/Master System see 72913.</u>	
6	<u>For parts call out of Chassis Assembly see 72779.</u>	
7	<u>For parts call out of Outlet Adaptor Assembly see 72763.</u>	
 <u>Reference for Tokheim internal use only:</u>		
	321436	Fuel Tube Hydraulic Assembly
	422740	Raceway Assembly

1-72965


 4  
A

## **DISCHARGE ASSEMBLY**

H311C-RHVS & H312C-RHVSS



1-72966

## DISCHARGE ASSEMBLY

### H311C-RHVS & H312C-RHVSS

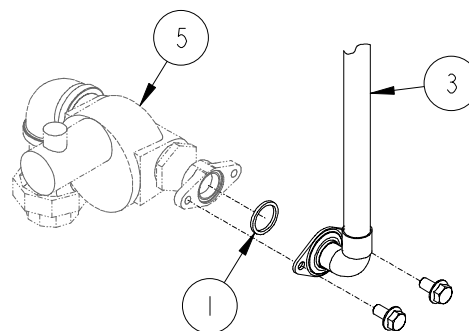
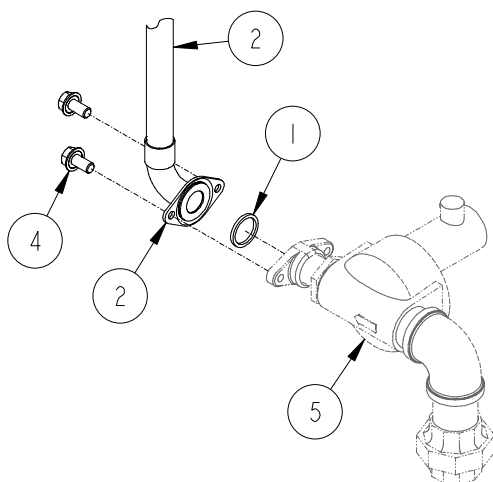
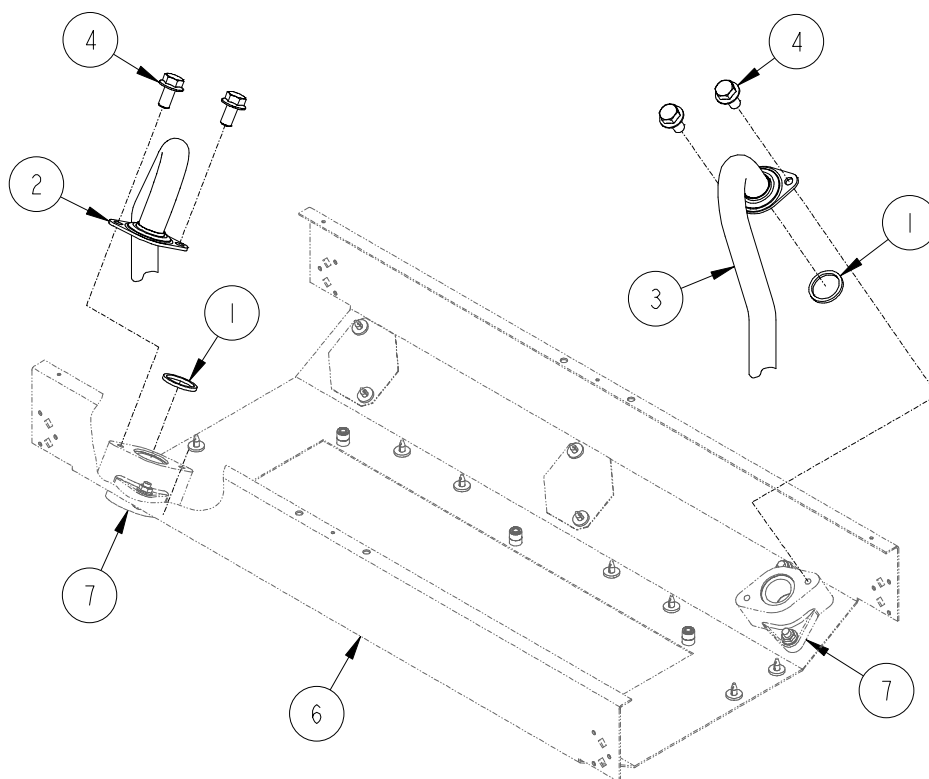
ITEM NO.	PART NO.	DESCRIPTION
1	13-313235	Gasket
2	1-422969	Fuel Discharge Tube (H311C-RHVS & H312C-RHVSS)
3	1-422970	Fuel Discharge Tube (H312C-RHVSS)
4	35-55132	5/16-18 x 5/8" Long M-F Flange Whiz Lock Screw
5	<u>For parts call out of Satellite System see 72912.</u>	
6	<u>For parts call out of Chassis Assembly see 72779.</u>	
7	<u>For parts call out of Outlet Adaptor Assembly see 72763.</u>	
 <u>Reference for Tokheim internal use only:</u>		
	321436	Fuel Tube Hydraulic Assembly
	422740	Raceway Assembly

1-72966


 4A

## **DISCHARGE ASSEMBLY**

H322C-RHVSS



1-72967



---

**DISCHARGE ASSEMBLY**  
**H322C-RHVSS**

---

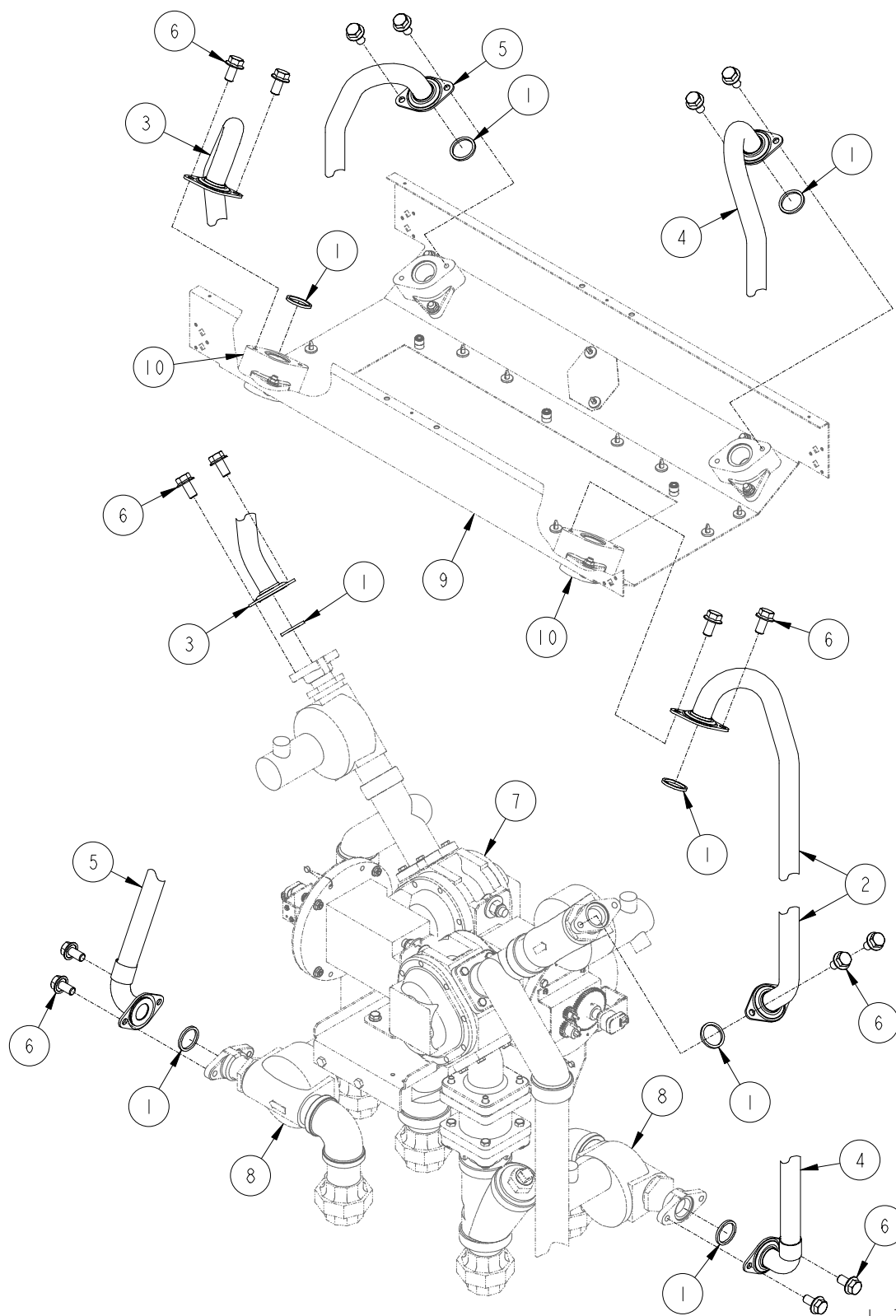
ITEM NO.	PART NO.	DESCRIPTION
1	13-313235	Gasket
2	1-422969	Fuel Discharge Tube
3	1-422969	Fuel Discharge Tube
4	35-55132	5/16-18 x 5/8" Long M-F Flange Whiz Lock Screw
5	<u>For parts call out of Satellite System see 72912.</u>	
6	<u>For parts call out of Chassis Assembly see 72779.</u>	
7	<u>For parts call out of Outlet Adaptor Assembly see 72763.</u>	
 <u>Reference for Tokheim internal use only:</u>		
	321436	Fuel Tube Hydraulic Assembly
	422740	Raceway Assembly

1-72967

**4  
A**

## **DISCHARGE ASSEMBLY**

### **H322C-RHMS & H324C-RHVMS**



1-72968

## DISCHARGE ASSEMBLY

### H322C-RHVMS & H324C-RHVMS

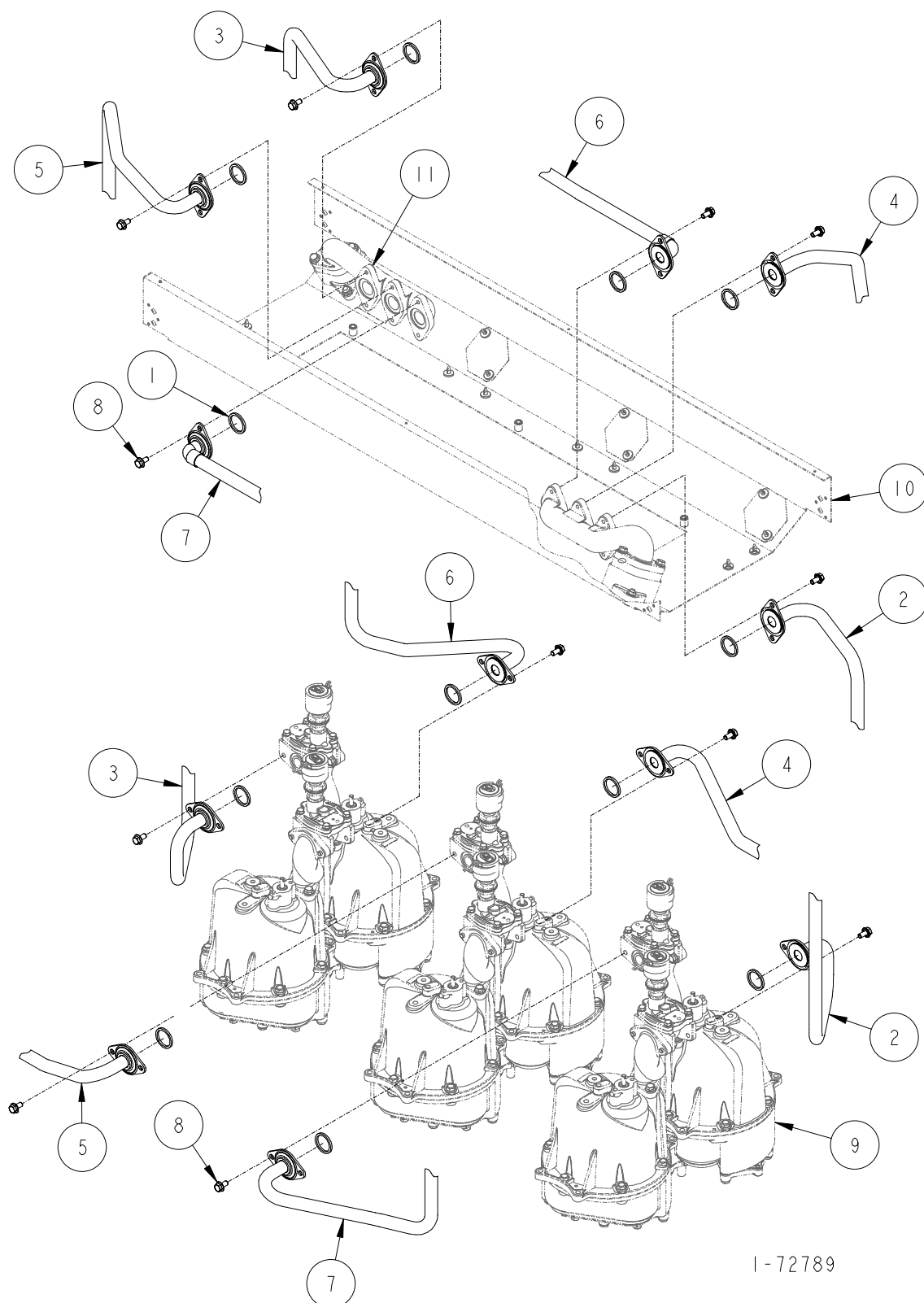
ITEM NO.	PART NO.	DESCRIPTION
1	13-313235	Gasket
2	1-422967	Fuel Discharge Tube
3	1-422968	Fuel Discharge Tube
4	1-422969	Fuel Discharge Tube
5	1-422970	Fuel Discharge Tube
6	35-55132	5/16-18 x 5/8" Long M-F Flange Whiz Lock Screw
7	<u>For parts call out of Master/Master System see 72912.</u>	
8	<u>For parts call out of Satellite System see 72913.</u>	
9	<u>For parts call out of Chassis Assembly see 72779.</u>	
10	<u>For parts call out of Outlet Adaptor Assembly see 72763.</u>	
 <u>Reference for Tokheim internal use only:</u>		
	321436	Fuel Tube Hydraulic Assembly
	422740	Raceway Assembly

1-72968


 4  
A

## **DISCHARGE ASSEMBLY**

H411C, H422C, H411D & H422D (NON VAPOR)



1-72789

## DISCHARGE ASSEMBLY

### H411C, H422C, H411D & H422D (NON VAPOR)

ITEM NO.	PART NO.	DESCRIPTION
1	13-313235	Gasket
2	1-422729	Fuel Discharge Tube (H411C, H422C Side "A", H411D, H422D Side "A")
3	1-422729	Fuel Discharge Tube (H422C Side "B" & H422D Side "B")
4	1-422730	Fuel Discharge Tube (H411C, H422C Side "A", H411D, H422D Side "A")
5	1-422730	Fuel Discharge Tube (H422C Side B & H422D Side "B")
6	1-422731	Fuel Discharge Tube (H411C, H422C Side "A", H411D, H422D Side "A")
7	1-422731	Fuel Discharge Tube (H422C Side "B" & H422D Side "B")
8	35-55132	5/16-18 x 5/8" Long M-F Flange Whiz Lock Screw
9	<u>For parts call out of Meter &amp; Hydraulics Assembly see 72726.</u>	
10	<u>For parts call out of Chassis Assembly see 72724.</u>	
11	<u>For parts call out of Outlet Adapter Assembly see 72761.</u>	

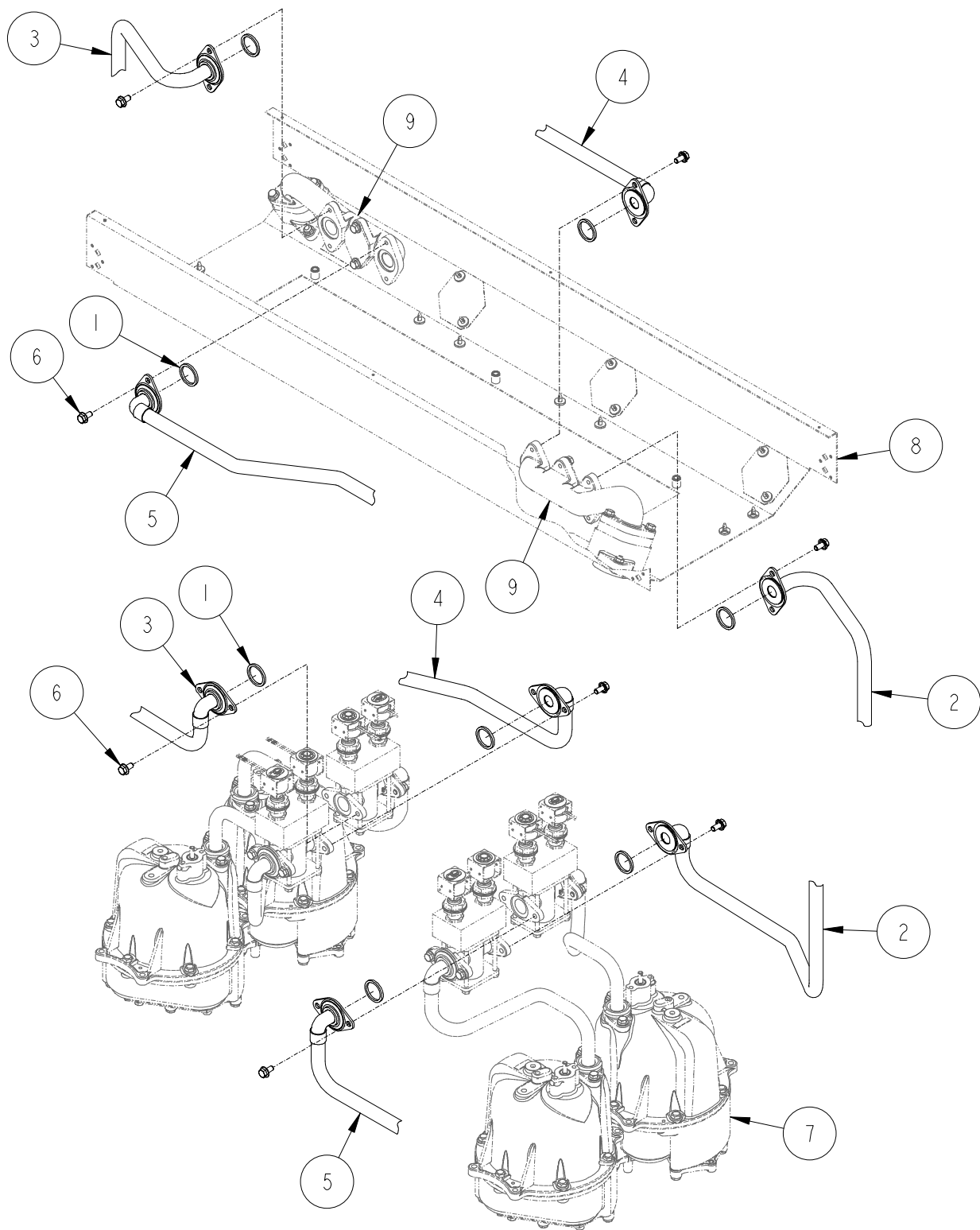
Reference for Tokheim internal use only:

321170      Fuel Tube Hydraulic Assembly  
 422624      Raceway Assembly

*1-72789*

4  
A

## DISCHARGE ASSEMBLY



2-72790

## DISCHARGE ASSEMBLY

### H411C-B3/5 & H422C-B3/5 (NON VAPOR)

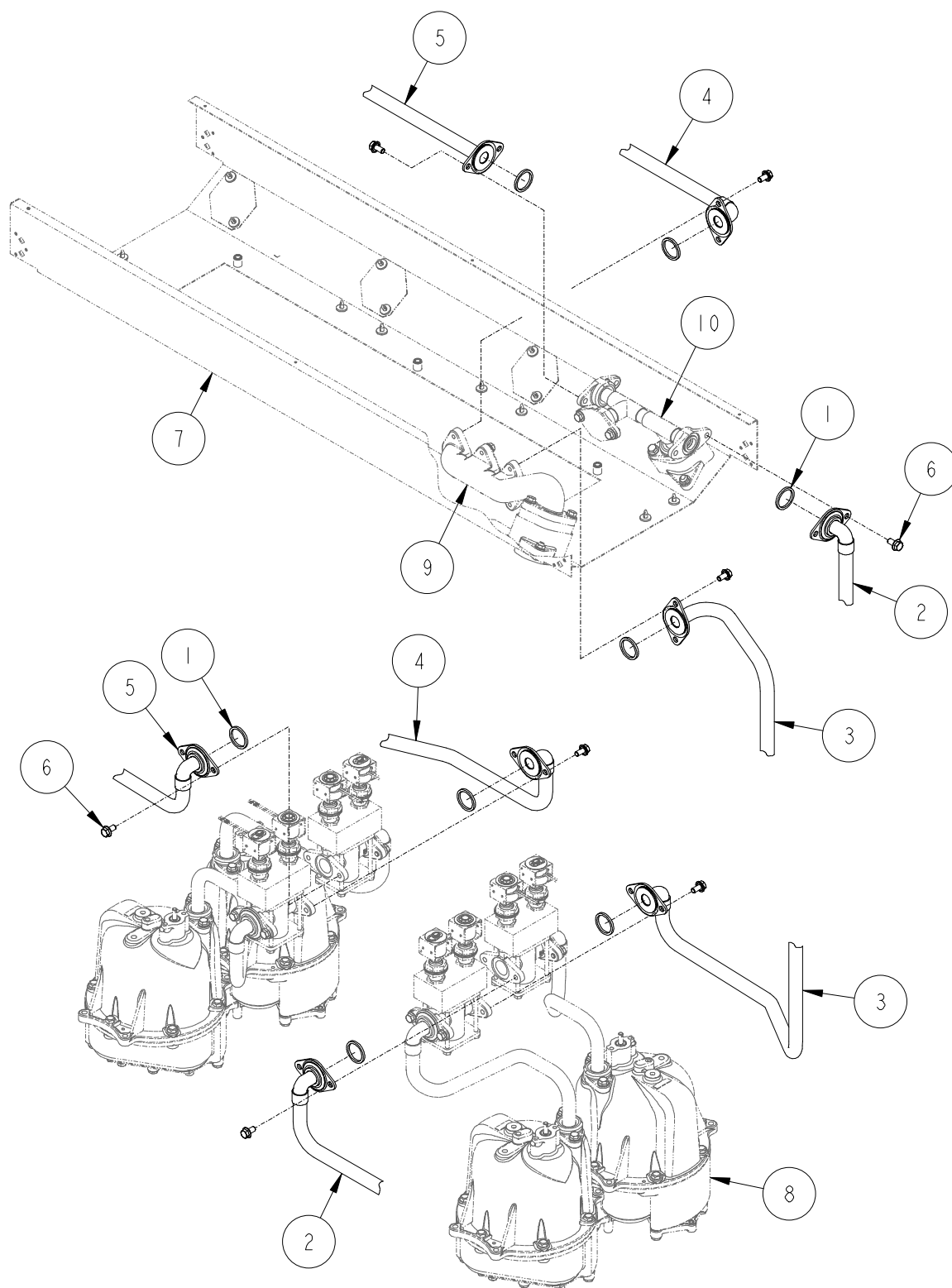
ITEM NO.	PART NO.	DESCRIPTION
1	13-313235	Gasket
2	1-422732	Fuel Discharge Tube (H411C-B3/5 & H422C-B3/5 Side A)
3	1-422732	Fuel Discharge Tube (H422C-B3/5 Side B)
4	1-422733	Fuel Discharge Tube (H411C-B3/5 & H422C-B3/5 Side A)
5	1-422733	Fuel Discharge Tube (H422C-B3/5 Side B)
6	35-55132	5/16-18 x 5/8" Long M-F Flange Whiz Lock Screw
7	<u>For parts call out of Meter &amp; Hydraulics Assembly see 72728.</u>	
8	<u>For parts call out of Chassis Assembly see 72724.</u>	
9	<u>For parts call out of Outlet Adapter Assembly see 72761.</u>	
<u>Reference for Tokheim internal use only:</u>		
321170	Fuel Tube Hydraulic Assembly	
422624	Raceway Assembly	

2-72790


 4  
A

## **DISCHARGE ASSEMBLY**

H411C-B3/5MR & H422C-B3/5MR (NON VAPOR)



1-72931



## DISCHARGE ASSEMBLY

### H411C-B3/5MR & H422C-B3/5MR (NON VAPOR)

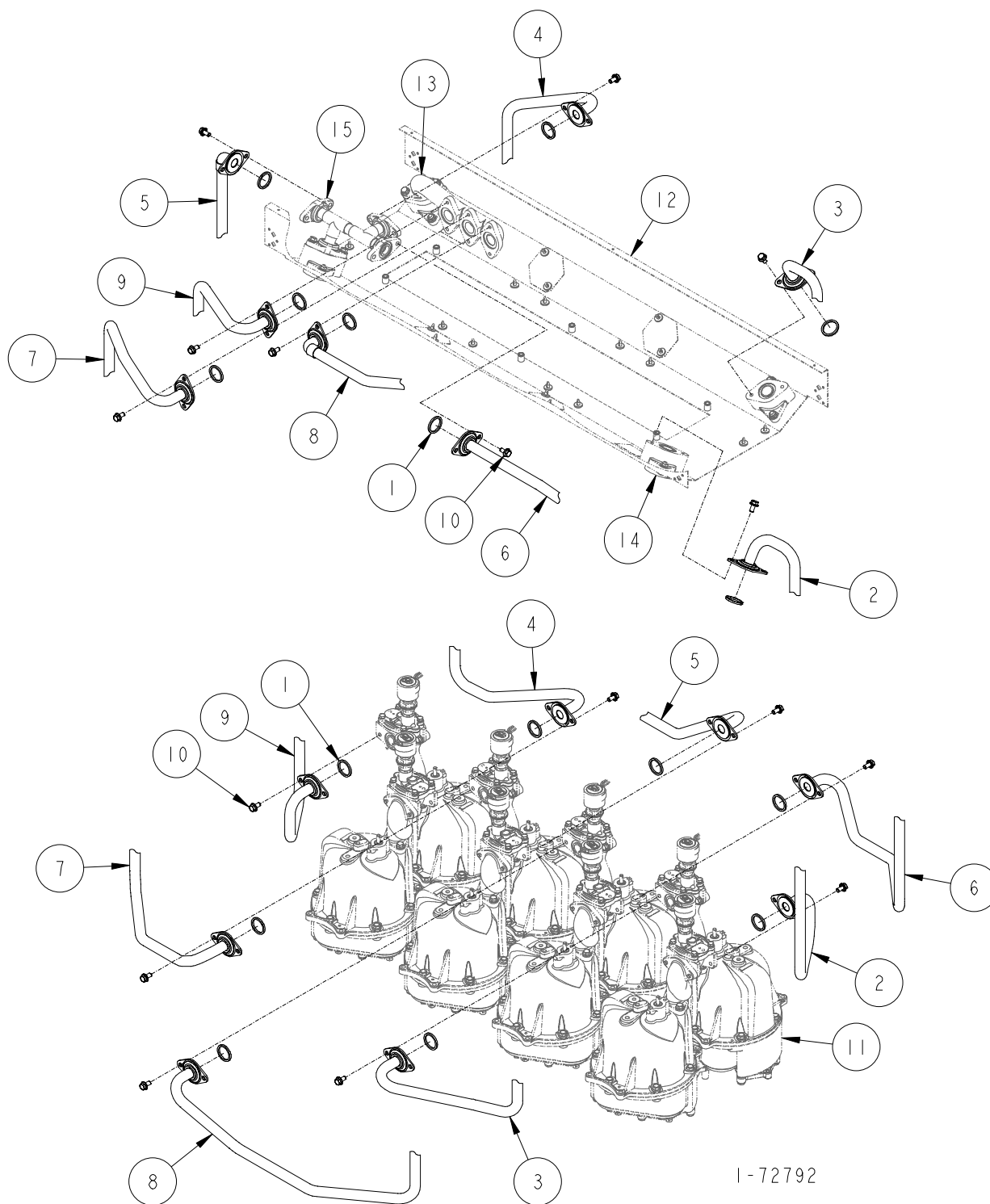
ITEM NO.	PART NO.	DESCRIPTION
1	13-313235	Gasket
2	1-422732	Fuel Discharge Tube
3	1-422732	Fuel Discharge Tube
4	1-422733	Fuel Discharge Tube
5	1-422732	Fuel Discharge Tube
6	35-55132	5/16-18 x 5/8" Long M-F Flange Whiz Lock Screw
7	<u>For parts call out of Chassis Assembly see 72724.</u>	
8	<u>For parts call out of Meter &amp; Hydraulics Assembly see 72728.</u>	
9	<u>For parts call out of Outlet Adapter Assembly see 72761.</u>	
10	<u>For parts call out of Outlet Adapter Assembly see 72818.</u>	
<u>Reference for Tokheim internal use only:</u>		
321170	Fuel Tube Hydraulic Assembly	
422624	Raceway Assembly	

1-72931


 4  
A

## **DISCHARGE ASSEMBLY**

H412C, H424C, H412D & H424D (NON VAPOR)



## DISCHARGE ASSEMBLY

### H412C, H424C, H412D & H424D (NON VAPOR)

ITEM NO.	PART NO.	DESCRIPTION
1	13-313235	Gasket
2	1-422641	Fuel Discharge Tube (H412C, H424C Side "A", H412D, H424D Side "A")
3	1-422642	Fuel Discharge Tube (H424C Side "B" & H424D Side "B")
4	1-422697	Fuel Discharge Tube (H412C, H424C Side "A", H412D, H424D Side "A")
5	1-422698	Fuel Discharge Tube (H424C Side "B" & H424D Side "B")
6	1-422699	Fuel Discharge Tube (H412C, H424C Side "A", H412D, H424D Side "A")
7	1-422700	Fuel Discharge Tube (H424C Side "B" & H424D Side "B")
8	1-422701	Fuel Discharge Tube (H412C, H424C Side "A", H412D, H424D Side "A")
9	1-422729	Fuel Discharge Tube (H424C Side "B" & H424D Side "B")
10	35-55132	5/16-18 x 5/8" Long M-F Flange Whiz Lock Screw
11	<u>For parts call out of Meter &amp; Hydraulics Assembly see 72726.</u>	
12	<u>For parts call out of Chassis Assembly see 72724.</u>	
13	<u>For parts call out of Outlet Adapter Assembly see 72761.</u>	
14	<u>For parts call out of Outlet Adapter Assembly see 72763.</u>	
15	<u>For parts call out of Outlet Adapter Assembly see 72818.</u>	

Reference for Tokheim internal use only:

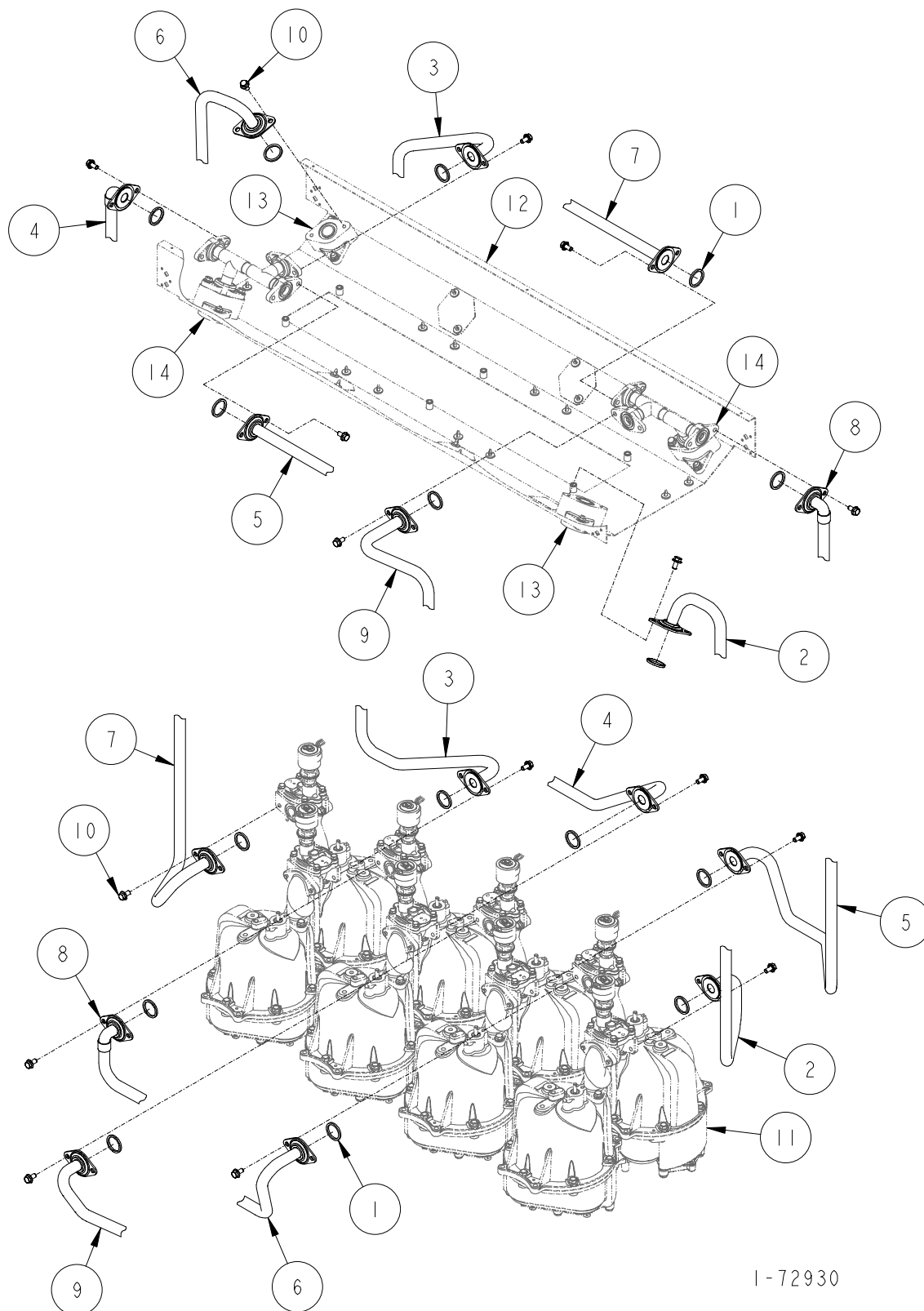
321170	Fuel Tube Hydraulic Assembly
422624	Raceway Assembly

1-72792



## **DISCHARGE ASSEMBLY**

H412C-TR, H412D-TR, H424C-TR & H424D-TR (NON VAPOR)



1-72930

**DISCHARGE ASSEMBLY****H412C-TR, H412D-TR, H424C-TR & H424D-TR (NON VAPOR)**

ITEM NO.	PART NO.	DESCRIPTION
1	13-313235	Gasket
2	1-422641	Fuel Discharge Tube (H412C-TR, H424C-TR Side "A", H412D-TR, H424D-TR Side "A")
3	1-422697	Fuel Discharge Tube (H412C-TR, H424C-TR Side "A", H412D-TR, H424D-TR Side "A")
4	1-422698	Fuel Discharge Tube (H412C-TR, H424C-TR Side "A", H412D-TR, H424D-TR Side "A")
5	1-422699	Fuel Discharge Tube (H412C-TR, H424C-TR Side "A", H412D-TR, H424D-TR Side "A")
6	1-422975	Fuel Discharge Tube (H424C-TR Side "B" & H424D-TR Side "B")
7	1-422976	Fuel Discharge Tube (H424C-TR Side "B" & H424D-TR Side "B")
8	1-422977	Fuel Discharge Tube (H424C-TR Side "B" & H424D-TR Side "B")
9	1-422978	Fuel Discharge Tube (H424C-TR Side "B" & H424D-TR Side "B")
10	35-55132	5/16-18 x 5/8" Long M-F Flange Whiz Lock Screw
11	<u>For parts call out of Meter &amp; Hydraulics Assembly see 72726.</u>	
12	<u>For parts call out of Chassis Assembly see 72724.</u>	
13	<u>For parts call out of Outlet Adapter Assembly see 72763.</u>	
14	<u>For parts call out of Outlet Adapter Assembly see 72818.</u>	

Reference for Tokheim internal use only:

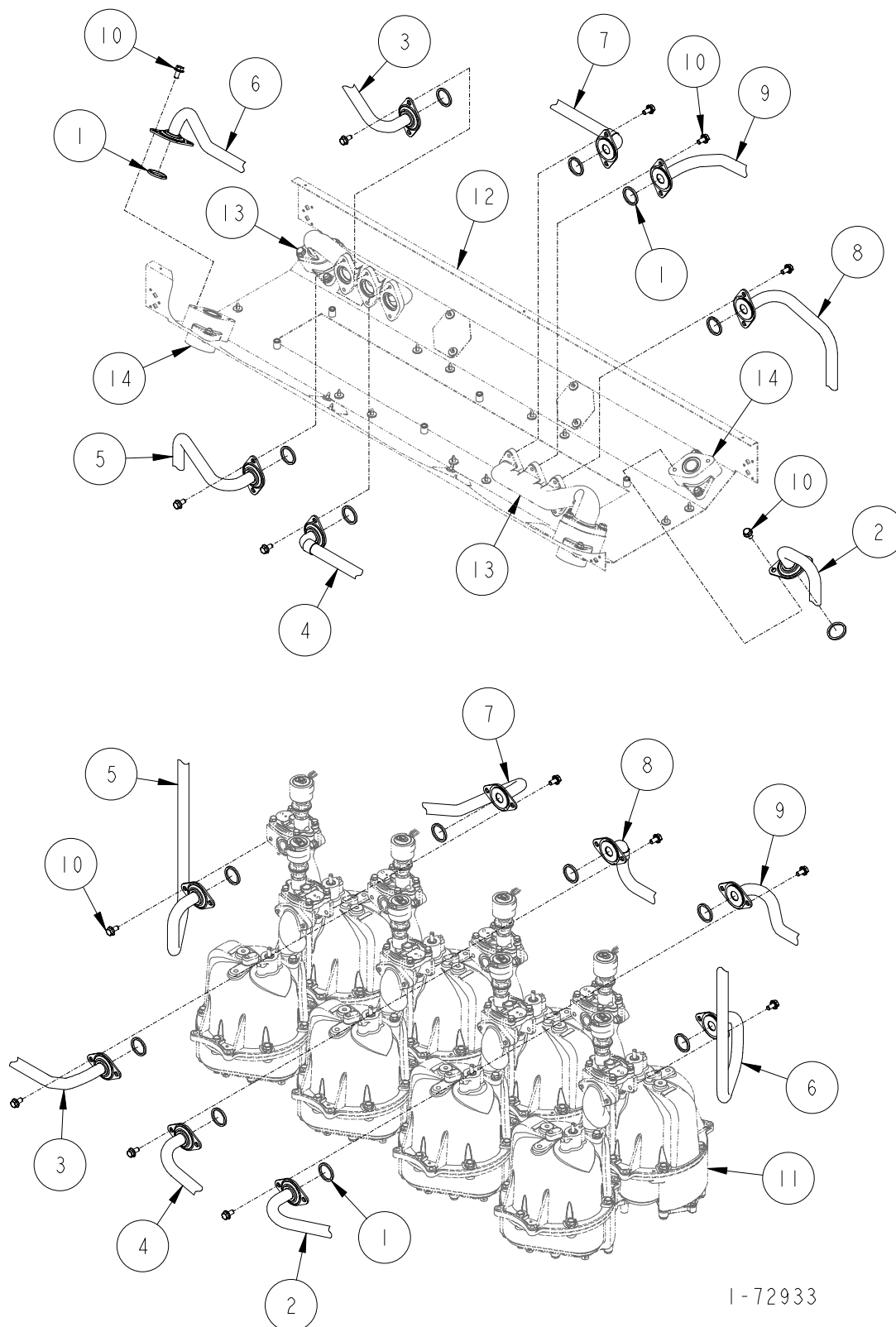
321170 Fuel Tube Hydraulic Assembly  
 422624 Raceway Assembly

1-72930

4  
A

## **DISCHARGE ASSEMBLY**

H412C-TL, H412D-TL, H424C-TL & H424D-TL (NON VAPOR)



1-72933

**DISCHARGE ASSEMBLY****H412C-TL, H412D-TL, H424C-TL & H424D-TL (NON VAPOR)**

ITEM NO.	PART NO.	DESCRIPTION
1	13-313235	Gasket
2	1-422642	Fuel Discharge Tube (H424C-TR Side "B" & H424D-TR Side "B")
3	1-422700	Fuel Discharge Tube (H424C-TR Side "B" & H424D-TR Side "B")
4	1-422701	Fuel Discharge Tube (H424C-TR Side "B" & H424D-TR Side "B")
5	1-422729	Fuel Discharge Tube (H424C-TR Side "B" & H424D-TR Side "B")
6	1-422832	Fuel Discharge Tube (H412C-TR, H424C-TR Side "A", H412D-TR, H424D-TR Side "A")
7	1-422854	Fuel Discharge Tube (H412C-TR, H424C-TR Side "A", H412D-TR, H424D-TR Side "A")
8	1-422855	Fuel Discharge Tube (H412C-TR, H424C-TR Side "A", H412D-TR, H424D-TR Side "A")
9	1-422856	Fuel Discharge Tube (H412C-TR, H424C-TR Side "A", H412D-TR, H424D-TR Side "A")
10	35-55132	5/16-18 x 5/8" Long M-F Flange Whiz Lock Screw
11	<u>For parts call out of Meter &amp; Hydraulics Assembly see 72726.</u>	
12	<u>For parts call out of Chassis Assembly see 72724.</u>	
13	<u>For parts call out of Outlet Adapter Assembly see 72761.</u>	
14	<u>For parts call out of Outlet Adapter Assembly see 72763.</u>	

Reference for Tokheim internal use only:

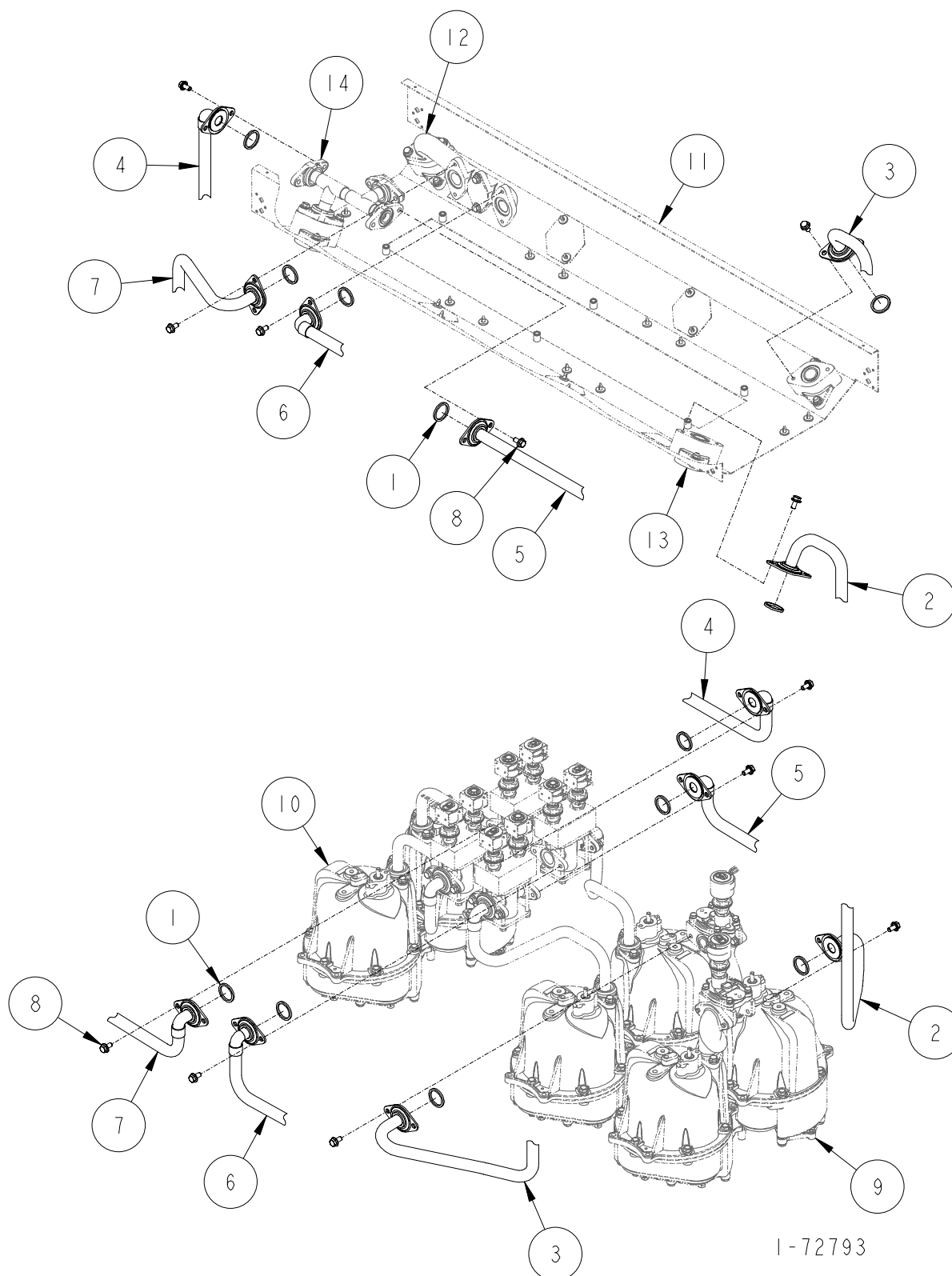
321170	Fuel Tube Hydraulic Assembly
422624	Raceway Assembly

I-72933

4  
A

## **DISCHARGE ASSEMBLY**

H412C-B3/4 & H424C-B3/4 (NON VAPOR)





## DISCHARGE ASSEMBLY

### H412C-B3/4 & H424C-B3/4 (NON VAPOR)

ITEM NO.	PART NO.	DESCRIPTION
1	13-313235	Gasket
2	1-422641	Fuel Discharge Tube (H412C-B3/4 Side "A", H424C-B3/4 Side "A")
3	1-422642	Fuel Discharge Tube (H424C-B3/4 Side "B")
4	1-422702	Fuel Discharge Tube (H412C-B3/4 Side "A", H424C-B3/4 Side "A")
5	1-422703	Fuel Discharge Tube (H412C-B3/4 Side "A", H424C-B3/4 Side "A")
6	1-422704	Fuel Discharge Tube (H424C-B3/4 Side "B")
7	1-422732	Fuel Discharge Tube (H424C-B3/4 Side "B")
8	35-55132	5/16-18 x 5/8" Long M-F Flange Whiz Lock Screw
9	<u>For parts call out of Meter &amp; Hydraulics Assembly see 72726.</u>	
10	<u>For parts call out of Meter &amp; Hydraulics Assembly see 72728.</u>	
11	<u>For parts call out of Chassis Assembly see 72724.</u>	
12	<u>For parts call out of Outlet Adapter Assembly see 72761.</u>	
13	<u>For parts call out of Outlet Adapter Assembly see 72763.</u>	
14	<u>For parts call out of Outlet Adapter Assembly see 72818.</u>	

Reference for Tokheim internal use only:

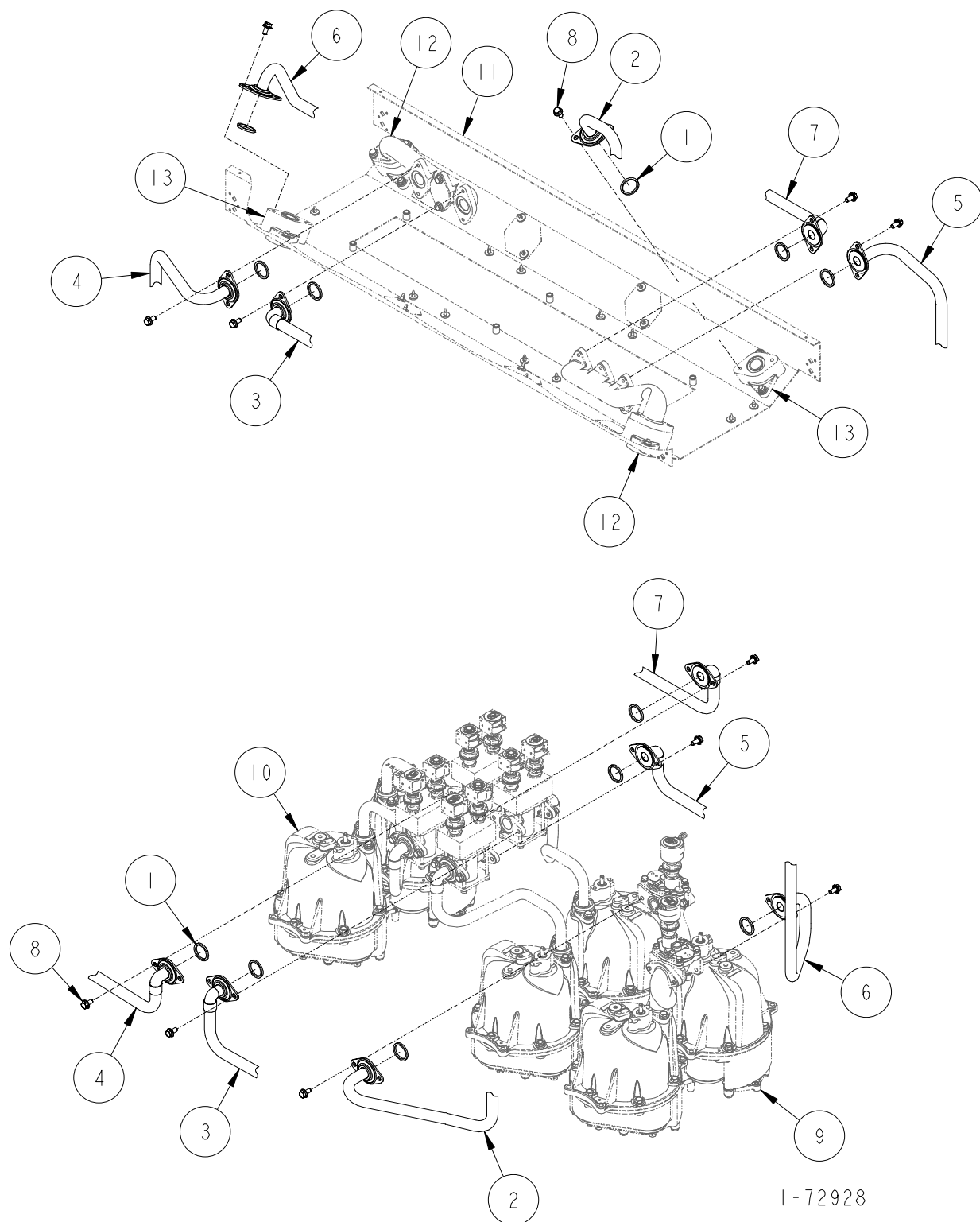
321170      Fuel Tube Hydraulic Assembly  
 422624      Raceway Assembly

*1-72793*

4  
A

## **DISCHARGE ASSEMBLY**

H412C-B3/4TL & H424C-B3/4TL (NON VAPOR)



## DISCHARGE ASSEMBLY

### H412C-B3/4TL & H424C-B3/4TL (NON VAPOR)

ITEM NO.	PART NO.	DESCRIPTION
1	13-313235	Gasket
2	1-422642	Fuel Discharge Tube (H424C-B3/4TL Side "B")
3	1-422704	Fuel Discharge Tube (H424C-B3/4TL Side "B")
4	1-422732	Fuel Discharge Tube (H424C-B3/4TL Side "B")
5	1-422831	Fuel Discharge Tube (H412C-B3/4TL & H424C-B3/4TL Side "A")
6	1-422832	Fuel Discharge Tube (H412C-B3/4TL & H424C-B3/4TL Side "A")
7	1-422833	Fuel Discharge Tube (H412C-B3/4TL & H424C-B3/4TL Side "A")
8	35-55132	5/16-18 x 5/8" Long M-F Flange Whiz Lock Screw
9	<u>For parts call out of Meter &amp; Hydraulics Assembly see 72726.</u>	
10	<u>For parts call out of Meter &amp; Hydraulics Assembly see 72728.</u>	
11	<u>For parts call out of Chassis Assembly see 72724.</u>	
12	<u>For parts call out of Outlet Adapter Assembly see 72761.</u>	
13	<u>For parts call out of Outlet Adapter Assembly see 72763.</u>	

Reference for Tokheim internal use only:

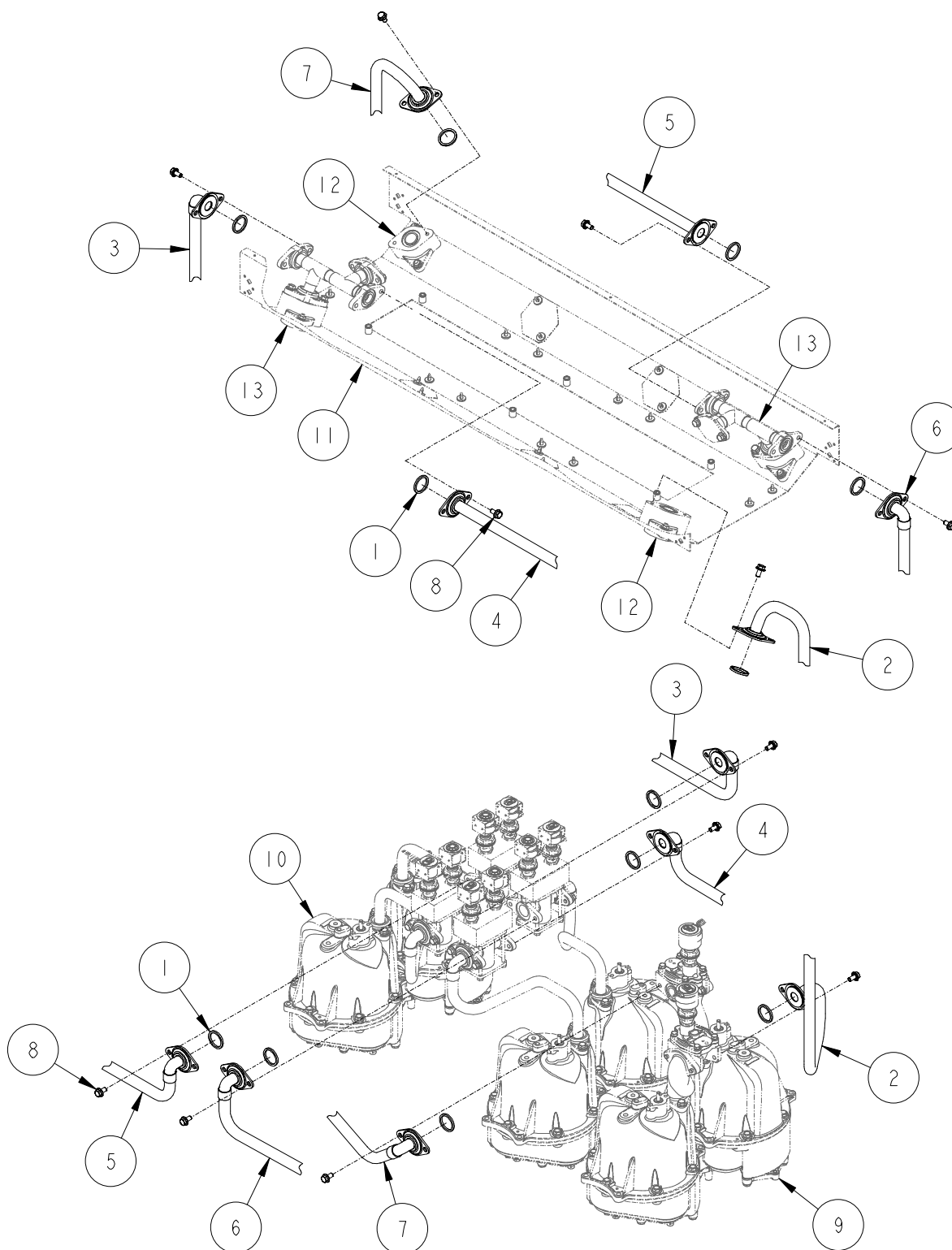
321170	Fuel Tube Hydraulic Assembly
422624	Raceway Assembly

1-72928


 4A

## **DISCHARGE ASSEMBLY**

H412C-B3/4TR & H424C-B3/4TR (NON VAPOR)



1-72929

## DISCHARGE ASSEMBLY

### H412C-B3/4TR & H424C-B3/4TR (NON VAPOR)

ITEM NO.	PART NO.	DESCRIPTION
1	13-313235	Gasket
2	1-422641	Fuel Discharge Tube (H412C-B3/4TR & H424C-B3/4TR Side "A")
3	1-422702	Fuel Discharge Tube (H412C-B3/4TR & H424C-B3/4TR Side "A")
4	1-422703	Fuel Discharge Tube (H412C-B3/4TR & H424C-B3/4TR Side "A")
5	1-422844	Fuel Discharge Tube (H424C-B3/4TR Side "B")
6	1-422845	Fuel Discharge Tube (H424C-B3/4TR Side "B")
7	1-422881	Fuel Discharge Tube (H424C-B3/4TR Side "B")
8	35-55132	5/16-18 x 5/8" Long M-F Flange Whiz Lock Screw
9	<u>For parts call out of Meter &amp; Hydraulics Assembly see 72726.</u>	
10	<u>For parts call out of Meter &amp; Hydraulics Assembly see 72728.</u>	
11	<u>For parts call out of Chassis Assembly see 72724.</u>	
12	<u>For parts call out of Outlet Adapter Assembly see 72763.</u>	
13	<u>For parts call out of Outlet Adapter Assembly see 72818.</u>	

Reference for Tokheim internal use only:

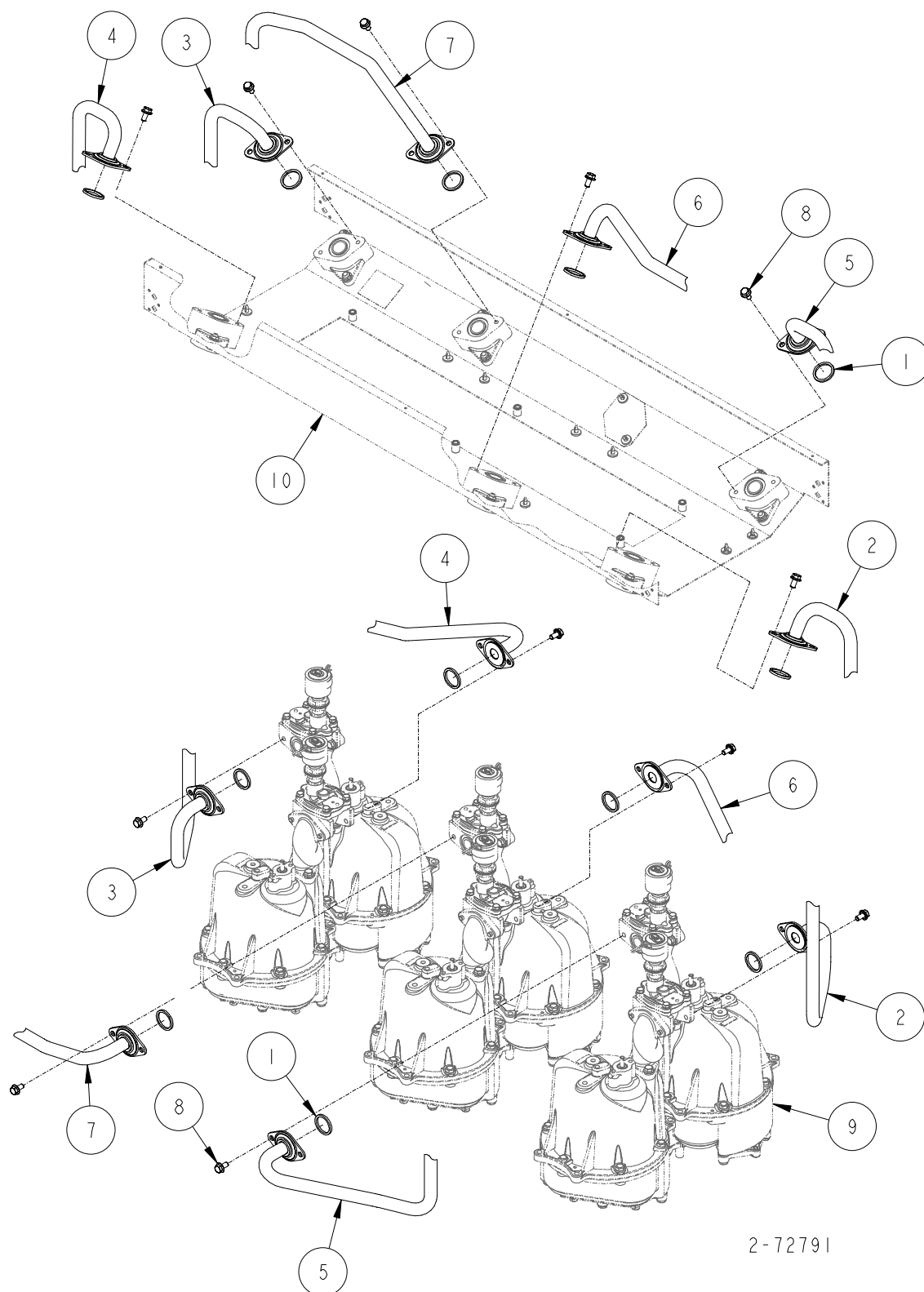
321170	Fuel Tube Hydraulic Assembly
422624	Raceway Assembly

1-72929


 4  
A

## **DISCHARGE ASSEMBLY**

H413C, H426C, H413D & H426D (NON VAPOR)



## DISCHARGE ASSEMBLY

### H413C, H426C, H413D & H426D (NON VAPOR)

ITEM NO.	PART NO.	DESCRIPTION
1	13-313235	Gasket
2	1-422641	Fuel Discharge Tube (H413C, H426C Side "A", H413D, H426D Side "A")
3	1-422641	Fuel Discharge Tube (H426C Side "B" & H426D Side "B")
4	1-422642	Fuel Discharge Tube (H413C, H426C Side "A", H413D, H426D Side "A")
5	1-422642	Fuel Discharge Tube (H426C Side "B" & H426D Side "B")
6	1-422643	Fuel Discharge Tube (H413C, H426C Side "A", H413D, H426D Side "A")
7	1-422643	Fuel Discharge Tube (H426C Side "B" & H426D Side "B")
8	35-55132	5/16-18 x 5/8" Long M-F Flange Whiz Lock Screw
9	<u>For parts call out of Meter &amp; Hydraulics Assembly see 72726.</u>	
10	<u>For parts call out of Chassis Assembly see 72724.</u>	
11	<u>For parts call out of Outlet Adapter Assembly see 72763.</u>	

Reference for Tokheim internal use only:

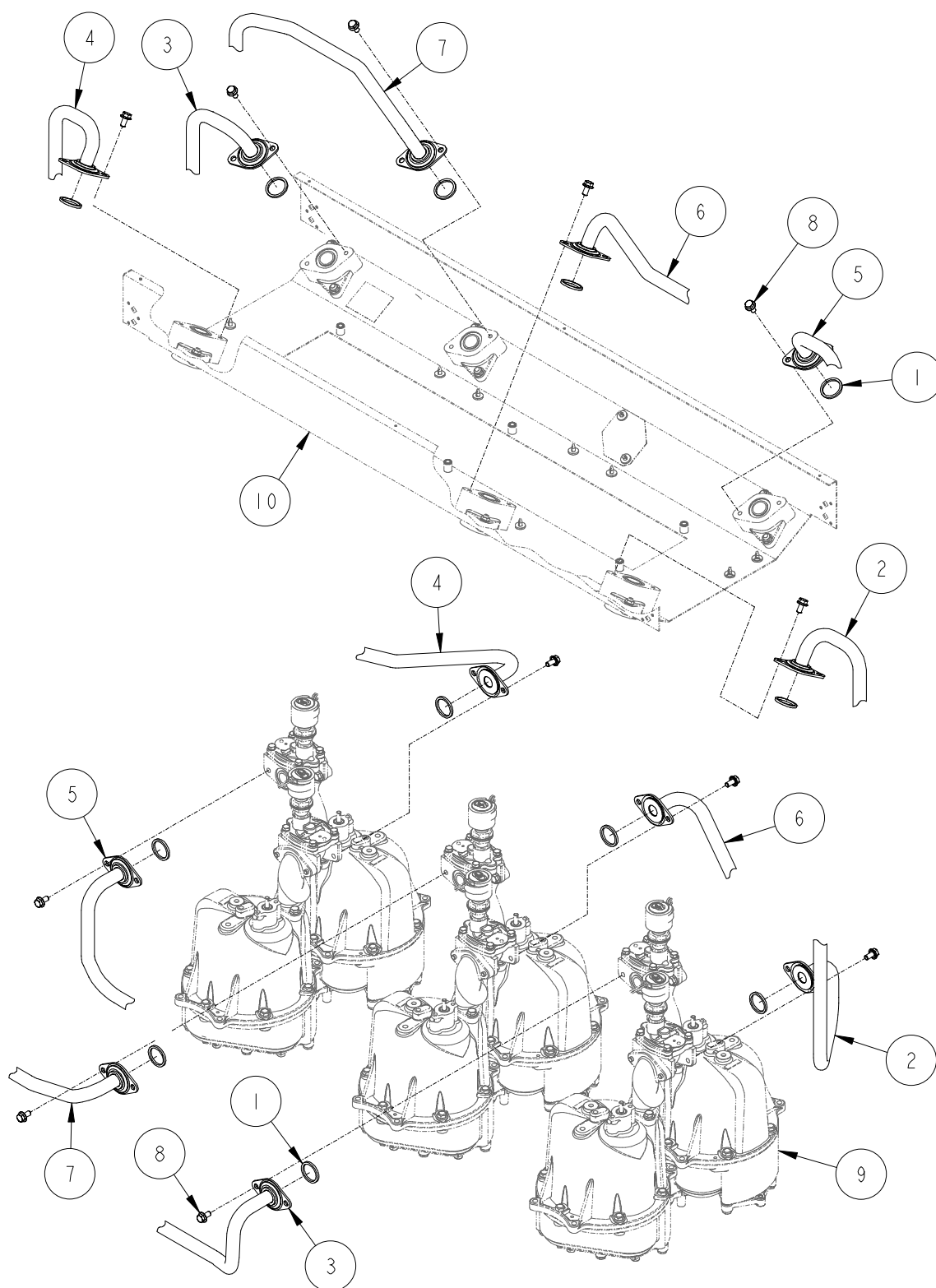
321170	Fuel Tube Hydraulic Assembly
422624	Raceway Assembly

2-72791



## **DISCHARGE ASSEMBLY**

H413C-TR, H426C-TR, H413D-TR & H426D-TR (NON VAPOR)



1-72934



**DISCHARGE ASSEMBLY****H413C-TR, H426C-TR, H413D-TR & H426D-TR (NON VAPOR)**

ITEM NO.	PART NO.	DESCRIPTION
1	13-313235	Gasket
2	1-422641	Fuel Discharge Tube (H413C, H426C Side "A", H413D, H426D Side "A")
3	1-422883	Fuel Discharge Tube (H426C Side "B" & H426D Side "B")
4	1-422642	Fuel Discharge Tube (H413C, H426C Side "A", H413D, H426D Side "A")
5	1-422883	Fuel Discharge Tube (H426C Side "B" & H426D Side "B")
6	1-422643	Fuel Discharge Tube (H413C, H426C Side "A", H413D, H426D Side "A")
7	1-422643	Fuel Discharge Tube (H426C Side "B" & H426D Side "B")
8	35-55132	5/16-18 x 5/8" Long M-F Flange Whiz Lock Screw
9	<u>For parts call out of Meter &amp; Hydraulics Assembly see 72726.</u>	
10	<u>For parts call out of Chassis Assembly see 72724.</u>	
11	<u>For parts call out of Outlet Adapter Assembly see 72763.</u>	

Reference for Tokheim internal use only:

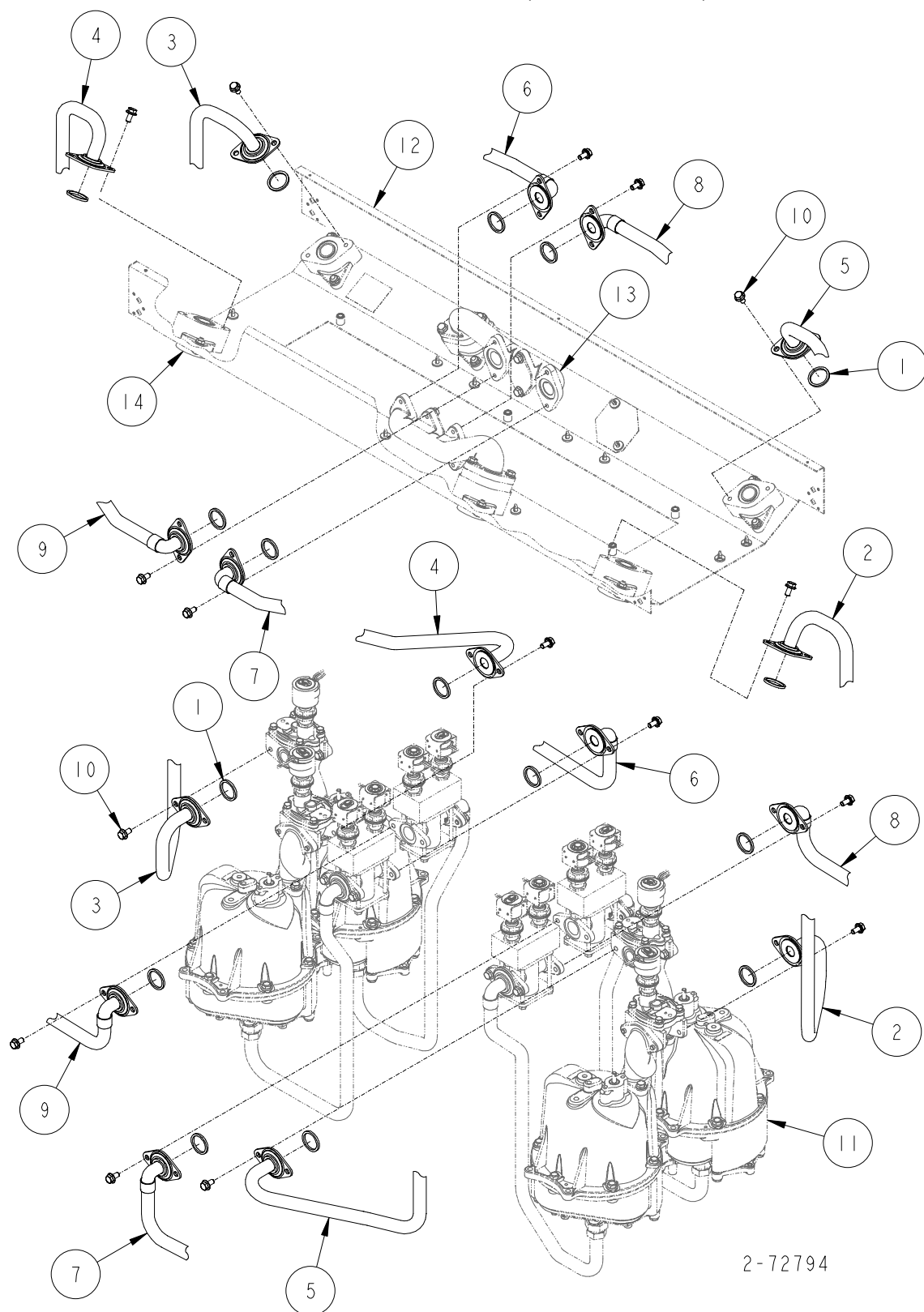
321170	Fuel Tube Hydraulic Assembly
422624	Raceway Assembly

1-72934

4  
A

## **DISCHARGE ASSEMBLY**

H413C-EB & H426C-EB (NON VAPOR)



2-72794

## DISCHARGE ASSEMBLY

### H413C-EB & H426C-EB (NON VAPOR)

ITEM NO.	PART NO.	DESCRIPTION
1	13-313235	Gasket
2	1-422641	Fuel Discharge Tube (H413C-EB & H426C-EB Side "A")
3	1-422641	Fuel Discharge Tube (H426C-EB Side "B")
4	1-422642	Fuel Discharge Tube (H413C-EB & H426C-EB Side "A")
5	1-422642	Fuel Discharge Tube (H426C-EB Side "B")
6	1-422706	Fuel Discharge Tube (H413C-EB & H426C-EB Side "A")
7	1-422706	Fuel Discharge Tube (H426C-EB Side "B")
8	1-422707	Fuel Discharge Tube (H413C-EB & H426C-EB Side "A")
9	1-422707	Fuel Discharge Tube (H426C-EB Side "B")
10	35-55132	5/16-18 x 5/8" Long M-F Flange Whiz Lock Screw
11	<u>For parts call out of Meter &amp; Hydraulics Assembly see 72726.</u>	
12	<u>For parts call out of Chassis Assembly see 72724.</u>	
13	<u>For parts call out of Outlet Adapter Assembly see 72761.</u>	
14	<u>For parts call out of Outlet Adapter Assembly see 72763.</u>	

Reference for Tokheim internal use only:

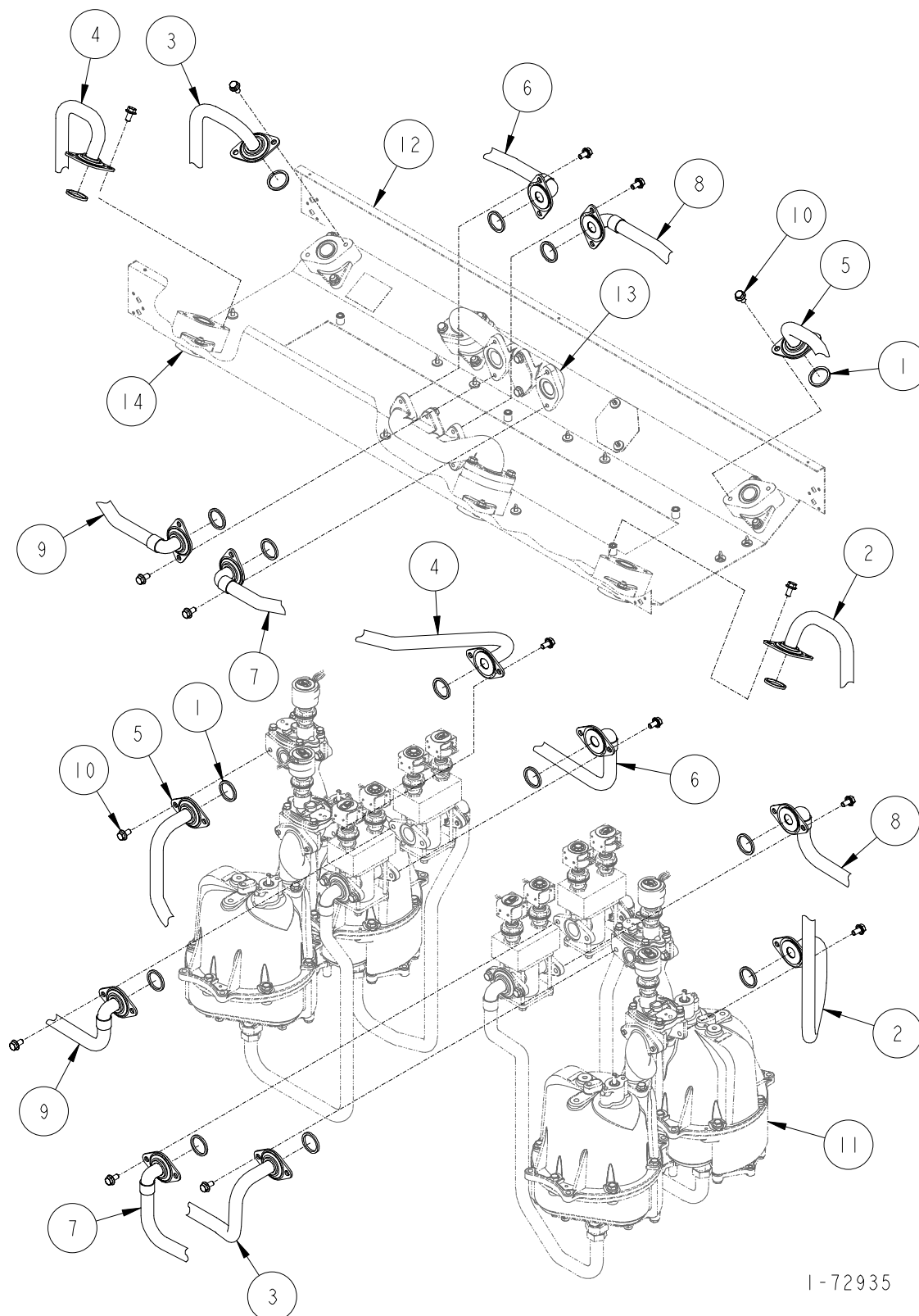
321170	Fuel Tube Hydraulic Assembly
422624	Raceway Assembly

2-72794



## **DISCHARGE ASSEMBLY**

H413C-EBTR & H426C-EBTR (NON VAPOR)



1-72935

## DISCHARGE ASSEMBLY

### H413C-EBTR & H426C-EBTR (NON VAPOR)

ITEM NO.	PART NO.	DESCRIPTION
1	13-313235	Gasket
2	1-422641	Fuel Discharge Tube (H413C-EB & H426C-EB Side "A")
3	1-422883	Fuel Discharge Tube (H426C-EB Side "B")
4	1-422642	Fuel Discharge Tube (H413C-EB & H426C-EB Side "A")
5	1-422882	Fuel Discharge Tube (H426C-EB Side "B")
6	1-422706	Fuel Discharge Tube (H413C-EB & H426C-EB Side "A")
7	1-422706	Fuel Discharge Tube (H426C-EB Side "B")
8	1-422707	Fuel Discharge Tube (H413C-EB & H426C-EB Side "A")
9	1-422707	Fuel Discharge Tube (H426C-EB Side "B")
10	35-55132	5/16-18 x 5/8" Long M-F Flange Whiz Lock Screw
11	<u>For parts call out of Meter &amp; Hydraulics Assembly see 72726.</u>	
12	<u>For parts call out of Chassis Assembly see 72724.</u>	
13	<u>For parts call out of Outlet Adapter Assembly see 72761.</u>	
14	<u>For parts call out of Outlet Adapter Assembly see 72763.</u>	

Reference for Tokheim internal use only:

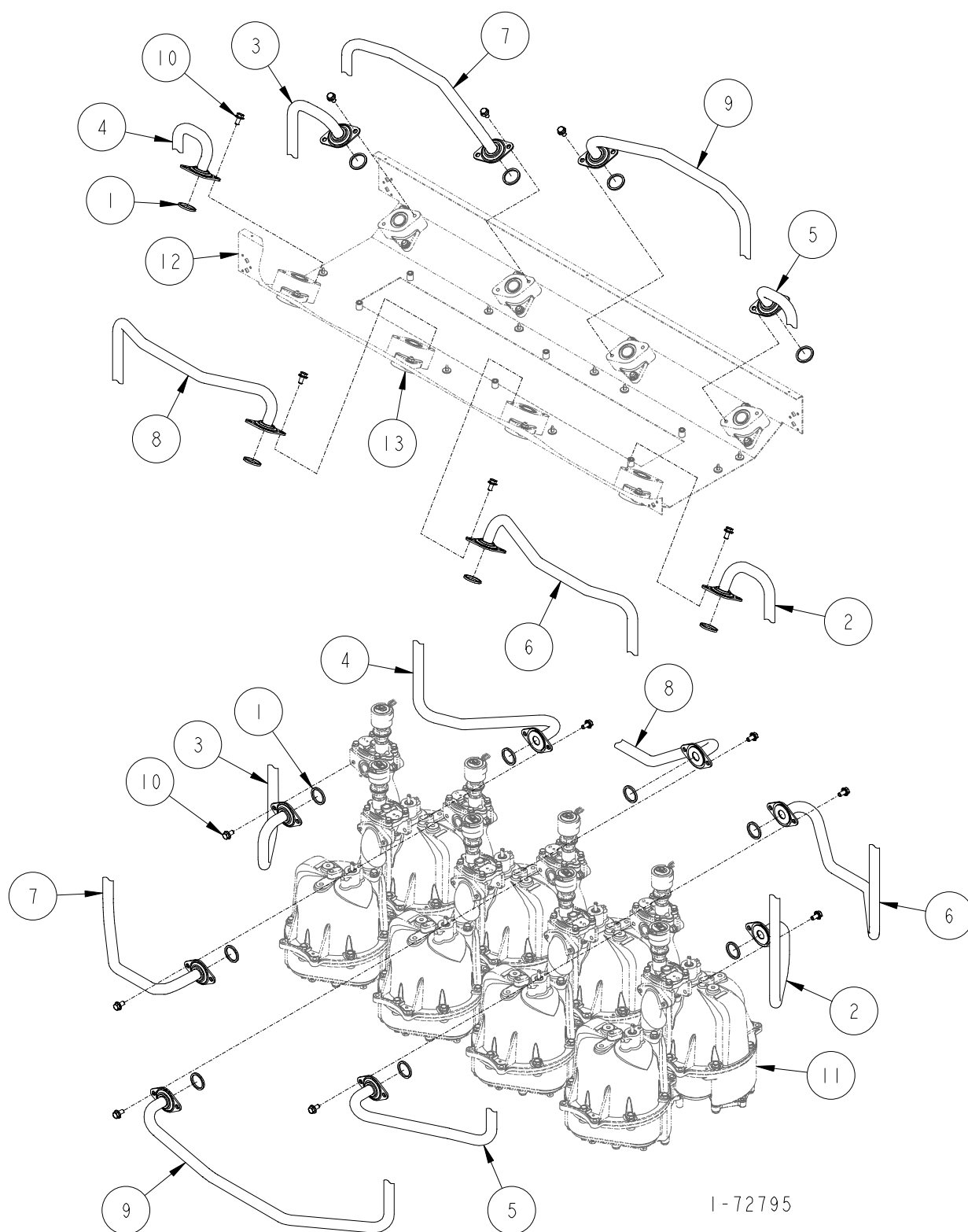
321170	Fuel Tube Hydraulic Assembly
422624	Raceway Assembly

*1-72935*

4  
A

## **DISCHARGE ASSEMBLY**

H414C, H428C, H414D & H428D (NON VAPOR)



## DISCHARGE ASSEMBLY

### H414C, H428C, H414D & H428D (NON VAPOR)

ITEM NO.	PART NO.	DESCRIPTION
1	13-313235	Gasket
2	1-422641	Fuel Discharge Tube (H414C, H428C Side "A", H414D, H428D Side "A")
3	1-422641	Fuel Discharge Tube (H428C Side "B" & H428D Side "B")
4	1-422642	Fuel Discharge Tube (H414C, H428C Side "A", H414D, H428D Side "A")
5	1-422642	Fuel Discharge Tube (H428C Side "B" & H428D Side "B")
6	1-422694	Fuel Discharge Tube (H414C, H428C Side "A", H414D, H428D Side "A")
7	1-422694	Fuel Discharge Tube (H428C Side "B" & H428D Side "B")
8	1-422695	Fuel Discharge Tube (H414C, H428C Side "A", H414D, H428D Side "A")
9	1-422695	Fuel Discharge Tube (H428C Side "B" & H428D Side "B")
10	35-55132	5/16-18 x 5/8" Long M-F Flange Whiz Lock Screw
11	<u>For parts call out of Meter &amp; Hydraulics Assembly see 72726.</u>	
12	<u>For parts call out of Chassis Assembly see 72724.</u>	
13	<u>For parts call out of Outlet Adapter Assembly see 72763.</u>	

Reference for Tokheim internal use only:

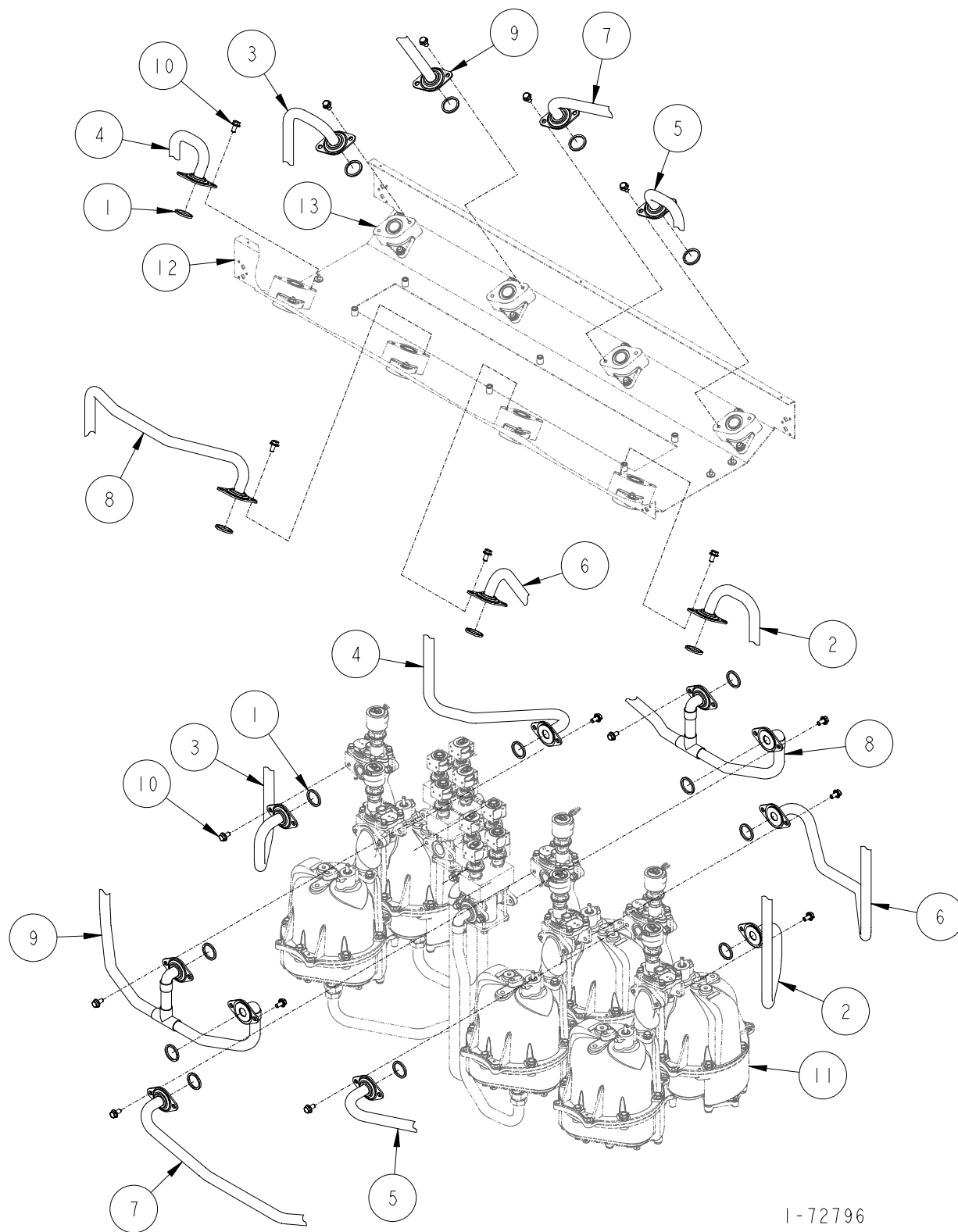
321170      Fuel Tube Hydraulic Assembly  
 422624      Raceway Assembly

*1-72795*

4  
A

## **DISCHARGE ASSEMBLY**

H414C-EB & H428C-EB (NON VAPOR)





## DISCHARGE ASSEMBLY

### H414C-EB & H428C-EB (NON VAPOR)

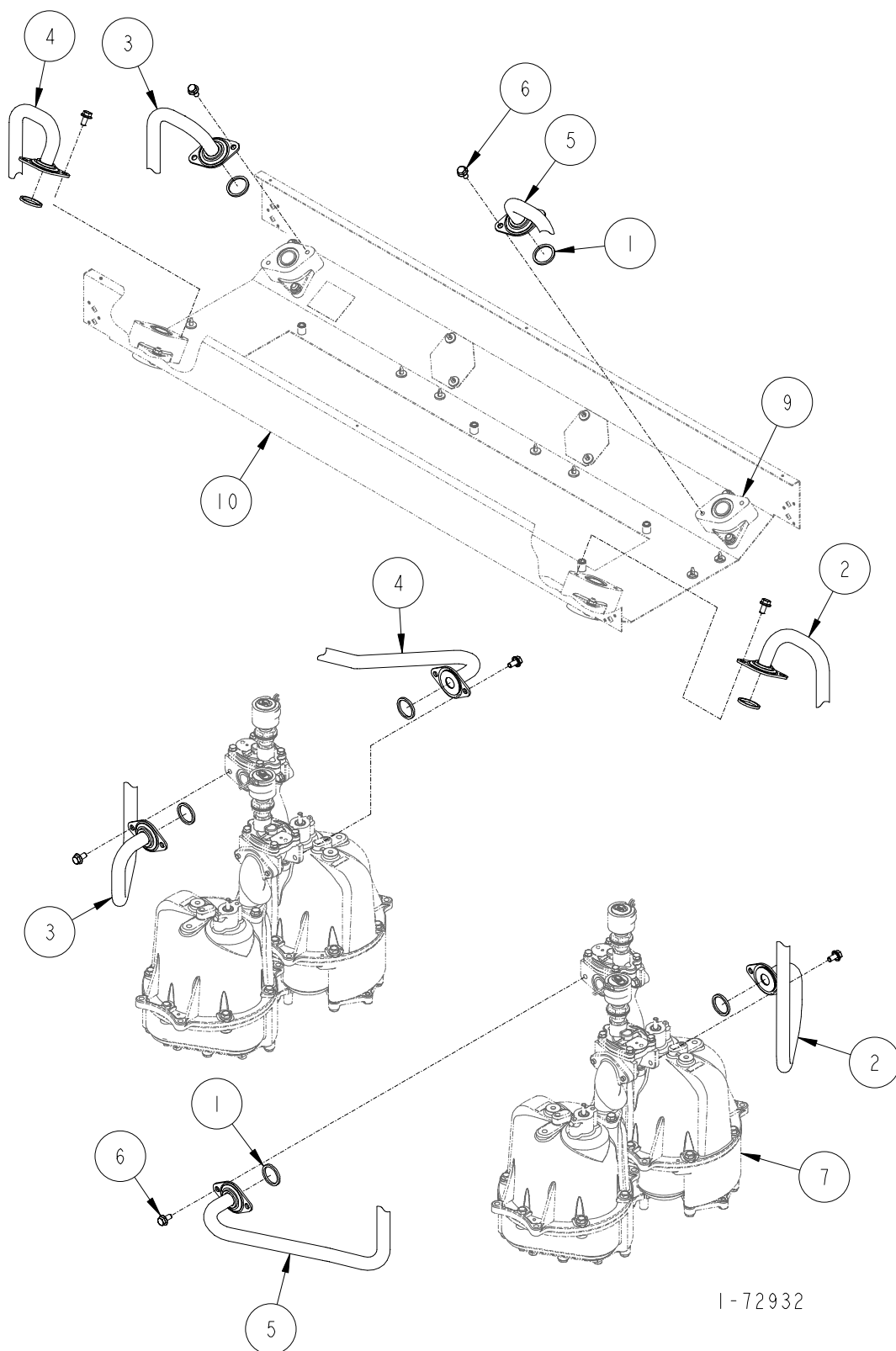
ITEM NO.	PART NO.	DESCRIPTION
1	13-313235	Gasket
2	1-422641	Fuel Discharge Tube (H428C-EB Side "A")
3	1-422641	Fuel Discharge Tube (H428C-EB Side "B")
4	1-422642	Fuel Discharge Tube (H428C-EB Side "A")
5	1-422642	Fuel Discharge Tube (H428C-EB Side "B")
6	1-422694	Fuel Discharge Tube (H428C-EB Side "A")
7	1-422720	Fuel Discharge Tube (H428C-EB Side "B")
8	1-422721	Fuel Discharge Tube (H428C-EB Side "A")
9	1-422722	Fuel Discharge Tube
10	35-55132	5/16-18 x 5/8" Long M-F Flange Whiz Lock Screw
11	<u>For parts call out of Meter &amp; Hydraulics Assembly see 72730.</u>	
12	<u>For parts call out of Chassis Assembly see 72724.</u>	
13	<u>For parts call out of Outlet Adapter Assembly see 72763.</u>	
 <u>Reference for Tokheim internal use only:</u>		
321170	Fuel Tube Hydraulic Assembly	
422624	Raceway Assembly	

1-72796


 4  
A

## **DISCHARGE ASSEMBLY**

H724C (NON VAPOR)



## DISCHARGE ASSEMBLY

### H724C (NON VAPOR)

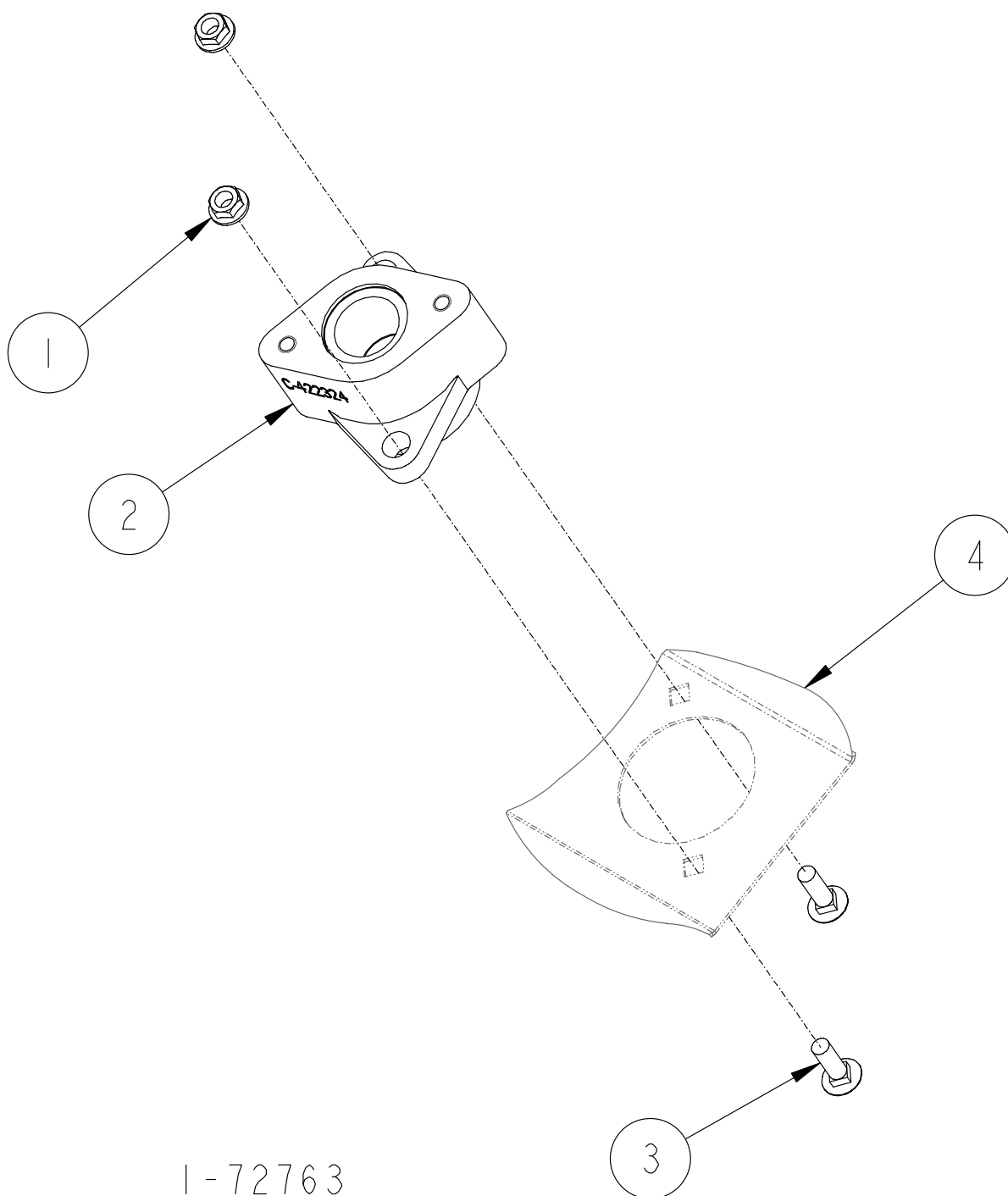
ITEM NO.	PART NO.	DESCRIPTION
1	13-313235	Gasket
2	1-422641	Fuel Discharge Tube (H724C Side "A")
3	1-422641	Fuel Discharge Tube (H724C Side "B")
4	1-422642	Fuel Discharge Tube (H724C Side "A")
5	1-422642	Fuel Discharge Tube (H724C Side "B")
6	35-55132	5/16-18 x 5/8" Long M-F Flange Whiz Lock Screw
7	<u>For parts call out of Meter &amp; Hydraulics Assembly see 72726.</u>	
8	<u>For parts call out of Chassis Assembly see 72724.</u>	
9	<u>For parts call out of Outlet Adapter Assembly see 72763.</u>	
<u>Reference for Tokheim internal use only:</u>		
321170	Fuel Tube Hydraulic Assembly	
422624	Raceway Assembly	

1-72932


 4A

## **OUTLET ADAPTER ASSEMBLY**

NON VAPOR



## OUTLET ADAPTER ASSEMBLY (NON VAPOR)

ITEM NO.	PART NO.	DESCRIPTION
1	02-54752	5/16-18 M-F Flange Whiz Lock Nut
2	<u>Outlet Adapter</u>	
	1-422324	3/4"
	2-422324	1" (High Volume only)
3	39-52198	5/16-18 x 1" Long Carriage Bolt
4	<u>For parts call out of Chassis Assembly see:</u>	
	72779	H300C & H300D Series
	72724	H400C & H400D Series
	<u>Reference for Tokheim internal use only:</u>	
	422624	Raceway Assembly (H400C & H400D Series)
	422740	Raceway Assembly (H300C & H300D Series)

1-72763


 4  
A



## OUTLET ADAPTER ASSEMBLY

### (Non-Vapor)

ITEM NO.	PART NO.	DESCRIPTION	ITEM NO.	PART NO.	DESCRIPTION
1	<u>Vapor</u>		13	39-52198	5/16-18 x 1" Long Carriage Bolt
	1-132494	Flange	14	05-52482	Truarc Retaining Ring
	1-228345	Cap	15	02-54752	5/16-18 M-F Flange Whiz Lock Nut
2	4-227299	Flange (Used with old Outlet Manifold 1-421962 only)	16	35-55132	5/16-18 x 5/8" Long M-F Flange Whiz Lock Screw
3	<u>Check Valve Seat</u>		17	41-55132	M-F Flange Whiz Lock Screw
	1-233801	All models except Canada	18	<u>For parts call out of Chassis Assembly see:</u>	
	2-233801	Canada		72779	H300C Series
4	1-233802	Spring		72724	H400C Series
5	1-233805	Poppet Seal			
6	1-233807	Stem Sleeve			
7	13-313235	Gasket			
8	18-318940	O Ring			
9	<u>Poppet Assembly</u>				
	1-321451	All models except Canada			
	2-321451	Canada			
10	<u>Check Valve Assembly</u>				
	321452-1	All models except Canada			
	321452-2	Canada			
11	<u>Outlet Manifold</u>				
	1-421962	Old Design (No longer used)			
	1-423000	New Design			
12	1-422324	Outlet Adapter			

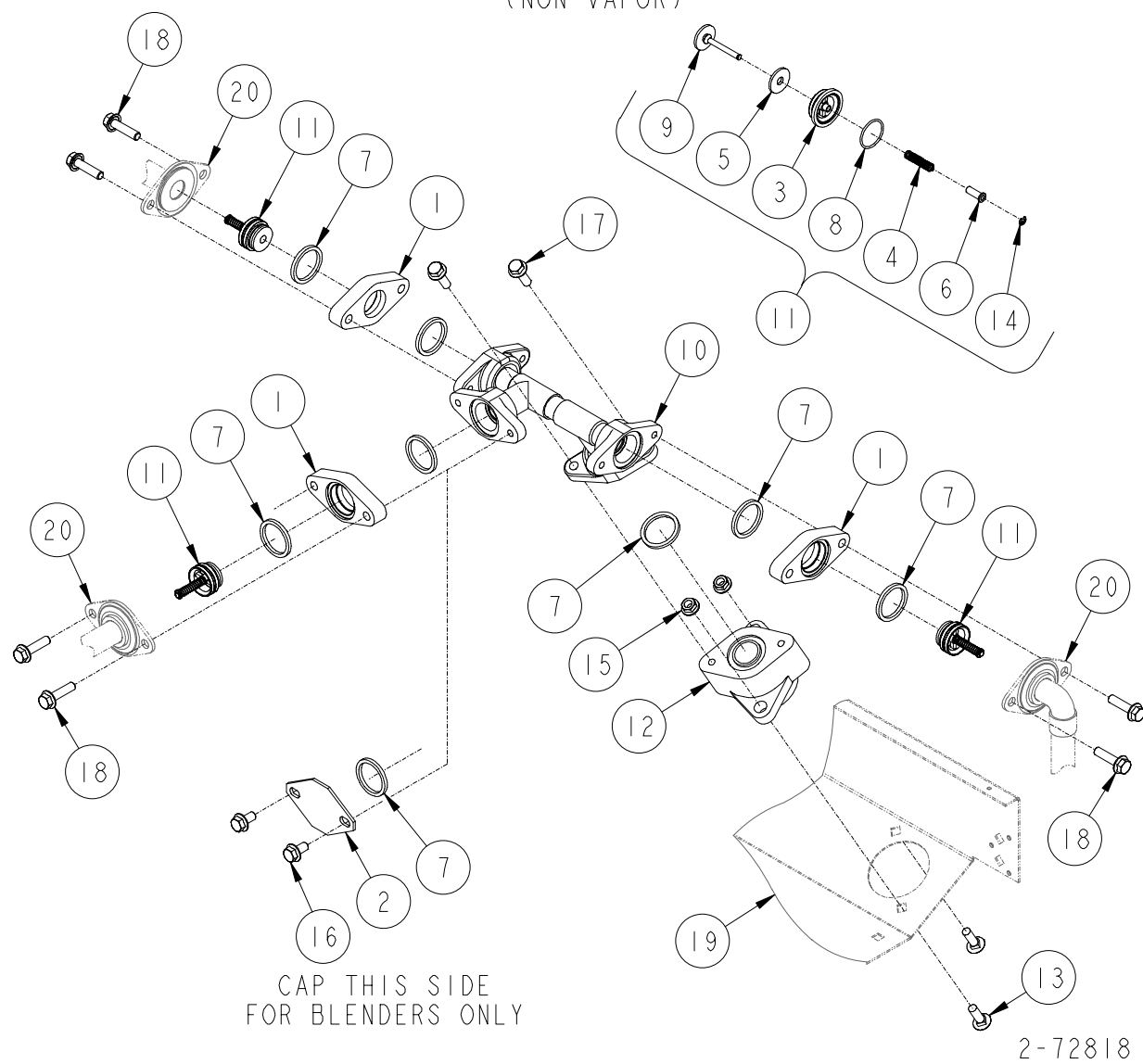
4  
A

Reference for Tokheim internal use only:

422624 Raceway Assembly (H400C & H400D Series)  
422740 Raceway Assembly (H300C & H300D Series)

2-72761

## OUTLET ADAPTER ASSEMBLY (NON-VAPOR)





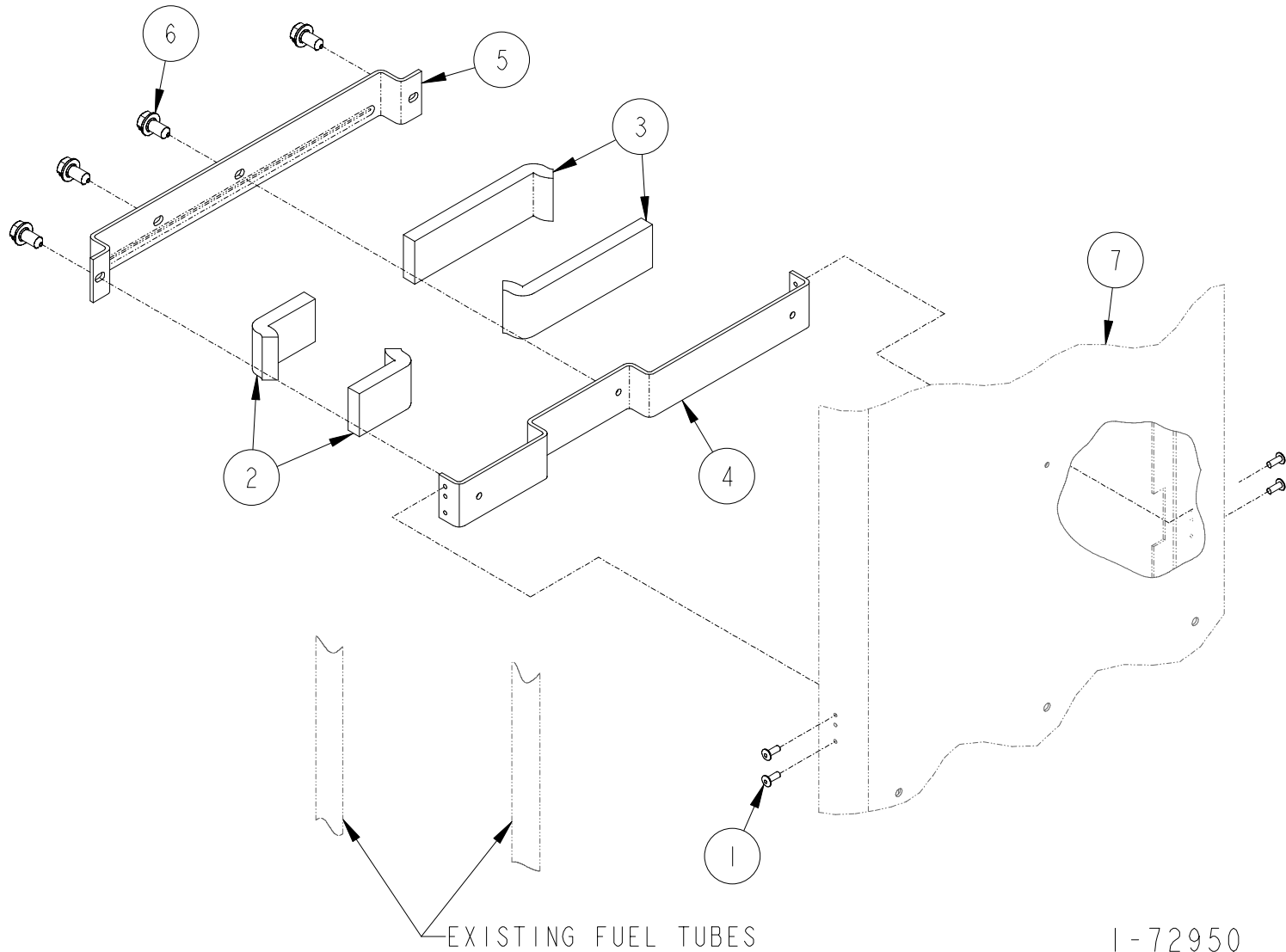
## OUTLET ADAPTER ASSEMBLY

### (Non-Vapor)

ITEM NO.	PART NO.	DESCRIPTION	ITEM NO.	PART NO.	DESCRIPTION
1	5-227299	Flange	17	38-55132	5/16-18 x 1" Long M-F Flange Whiz Lock Screw
2	1-228345	Manifold Cap	18	40-55132	5/16-18 x 1-1/4" Long M-F Flange Whiz Lock Screw
3	<u>Check Valve Seat</u>		19	<u>For parts call out of Chassis Assembly see:</u>	
	1-233801	All models except Canada		72779	H300C & H300D Series
	2-233801	Canada		72724	H400C & H400D Series
4	1-233802	Spring	20	<u>For parts call out of Discharge Assembly see:</u>	
5	1-233805	Poppet Seal		72792	H412C/D & H422C/D
6	1-233807	Stem Sleeve		72793	H412C-B3/4 & H424C-B3/4
7	13-313235	Gasket		72929	H412C-B3/4TR & H424C-B3/4TR
8	18-318940	O Ring		72930	H412C/D-TR & H424C/D-TR
9	<u>Poppet Assembly</u>			72931	H411C-B3/5MR & H422C-B3/5MR
	1-321451	All models except Canada			<u>Reference for Tokheim internal use only:</u>
	2-321451	Canada		422624	Raceway Assembly (H400C & H400D Series)
10	1-321491	Manifold Assembly		422740	Raceway Assembly (H300C & H300D Series)
11	<u>Check Valve Assembly</u>				
	321452-1	All models except Canada			
	321452-2	Canada			
12	1-422324	Outlet Adapter			
13	39-52198	5/16-18 x 1" Long Carriage Bolt			
14	05-52482	Truarc Retaining Ring			
15	02-54752	5/16-18 M-F Flange Whiz Lock Nut			
16	35-55132	5/16-18 x 5/8" Long M-F Flange Whiz Lock Screw			2-72818

4  
A

FUEL TUBE CLAMP ASSEMBLY



1-72950

**FUEL TUBE CLAMP ASSEMBLY**

ITEM NO.	PART NO.	DESCRIPTION
----------	----------	-------------

1	2-128281	Rivet
2	15-317638	Cushion
3	49-317638	Cushion
4	1-321415	Tube Bracket
5	1-321416	Tube Holder
6	69-55392	1/4 x 1/2" Long Hex Washer Head Tapping Screw

7 For parts call out of Chassis Assembly see:

72779          45"

72724          30"

Reference for Tokheim internal use only:

321170          45"

321212          30"

1-72950

898 Discharge Hydraulics (Non Vapor)



# SECTION

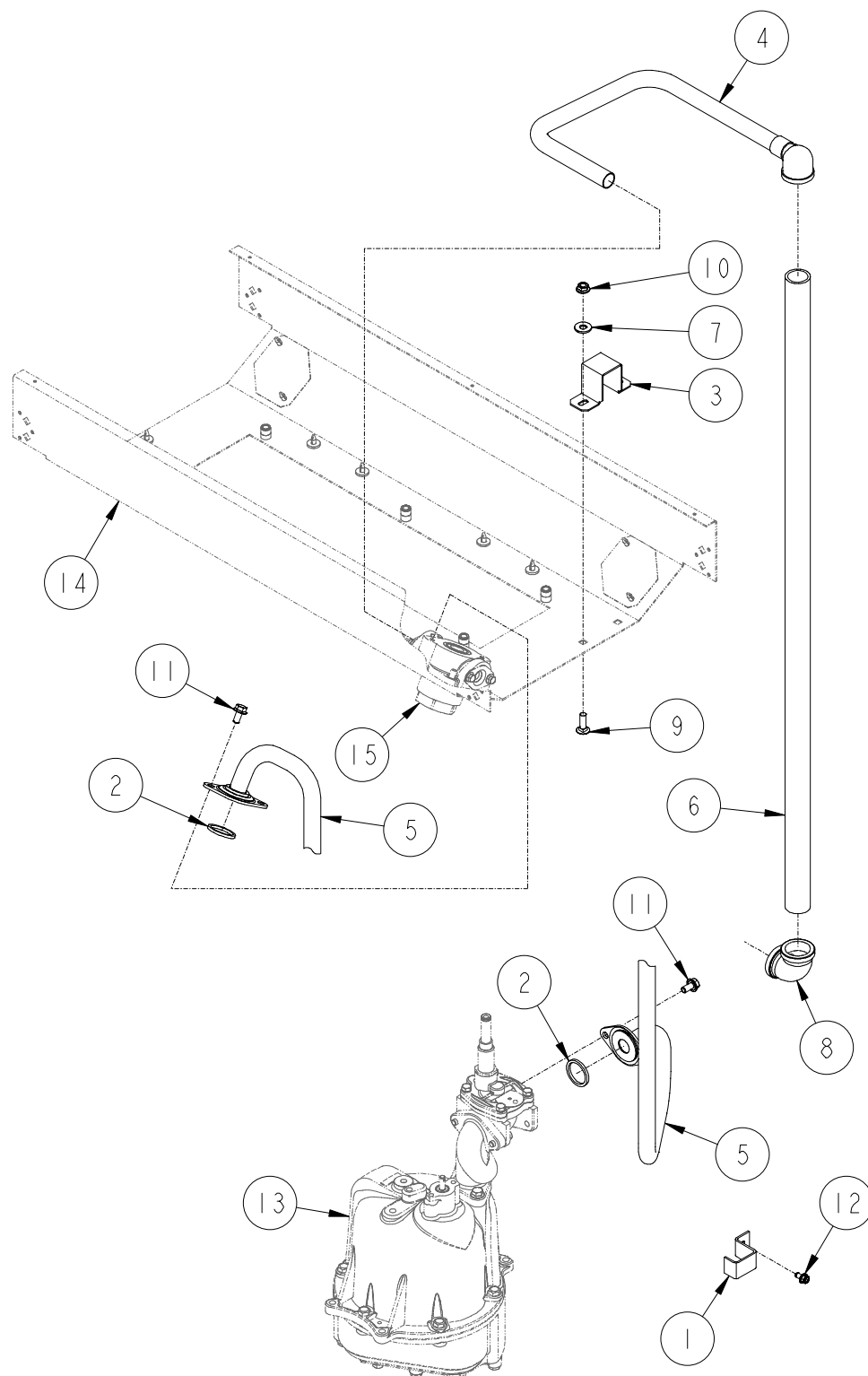
# 4B

## 898 Discharge Hydraulics IV & Full Vapor (Balance)

Page Number	Page Number
<u>Discharge Assembly</u>	<u>Discharge Assembly (Continued)</u>
H311C, H311D ..... 4B-2, 4B-3	H426C, H426D ..... 4B-56, 4B-57
This page reserved for future use ..... 4B-4, 4B-5	H426C-EB ..... 4B-58, 4B-59
H312C, H312D ..... 4B-6, 4B-7	H428C, H428D ..... 4B-60, 4B-61
H322C, H322D ..... 4B-8, 4B-9	H428C-EB ..... 4B-62, 4B-63
H322C-B3/5 ..... 4B-10, 4B-11	Suction Vapor Assembly ..... 4B-64, 4B-65
H324C, H324D ..... 4B-12, 4B-13	<u>Outlet Adapter Assembly</u>
These pages reserved for future use ..... 4B-14—4B-25	H311C, H312C, H322C, H324C, H413C, H424C, H424C-B3/4, H424C-B3/4+DIESEL, H426C, H426C-EB, H428C, H428C-EB, H311D, H312D, H322D, H324D, H413D, H424D, H426D, H428D ..... 4B-66, 4B-67
H413C, H413D ..... 4B-26, 4B-27	H322C-B3/5, H422C, H422C-B3/5, H424C, H424C-B3/4, H424C-B3/4+DIESEL, H426C-EB ..... 4B-68, 4B-69
H413C-EB ..... 4B-28, 4B-29	H424C-IV, H424C-B3/4-IV, H424C-B3/4-TLIN/FN, H424C-B3/4-TRIN/FN H424D-IV ..... 4B-70, 4B-71
H414C, H414D ..... 4B-30, 4B-31	Non Vapor ..... 4B-72, 4B-73
This page reserved for future use ..... 4B-32, 4B-33	Fuel Tube Clamp Assembly ..... 4B-74, 4B-75
H422C, H422D ..... 4B-34, 4B-35	
H422C-B3/5 ..... 4B-36, 4B-37	
H422C-B3/5MR ..... 4B-38, 4B-39	
H424C, H424D ..... 4B-40, 4B-41	
H424C-IN/FN & H424D-IN/FN ..... 4B-42, 4B-43	
H424C-TLIN/FN & H424D-TLIN/FN ..... 4B-44, 4B-45	
H424C-TRIN/FN & H424D-TRIN/FN ..... 4B-46, 4B-47	
H424C-B3/4-IN/FN ..... 4B-48, 4B-49	
H424C-B3/4TL-IN/FN ..... 4B-50, 4B-51	
H424C-B3/4TR-IN/FN ..... 4B-52, 4B-53	
H424C-B3/4+ Diesel ..... 4B-54, 4B-55	

## **DISCHARGE ASSEMBLY**

H311C-IV & Full (Balance) & H311D-IV & Full (Balance)



1-72739

**DISCHARGE ASSEMBLY****H311C-IV & Full (Balance) & H311D-IV & Full (Balance)**

ITEM NO.	PART NO.	DESCRIPTION
1	1-231856	Discharge Tube Bracket
2	13-313235	Gasket
3	1-321154	Down Pipe Bracket
4	5-422734	Vapor Outlet Tube
5	1-422641	Fuel Discharge Tube
6	335-50510	1-1/2" x 81-1/2" Long Pipe
7	03-50611	5/16 Plate Washer
8	06-51700	1" x 90° Elbow - Banded
9	39-52198	5/16-18 x 1" Long Carriage Bolt
10	02-54752	5/16-18 M-F Flange Whiz Lock Nut
11	35-55132	5/16-18 x 5/8" Long M-F Flange Whiz Lock Screw
12	69-55392	1/4 x 1/2" Long Hex Washer Head Tapping Screw
13	<u>For parts call out of Meter &amp; Hydraulics Assembly see 72726.</u>	
14	<u>For parts call out of Chassis Assembly see 72779.</u>	
15	<u>For parts call out of Outlet Adapter Assembly see 72752.</u>	

Reference for Tokheim internal use only:

321212      Fuel Tube Hydraulic Assembly  
 422740      Raceway Assembly

*1-72739*

**4  
B**

This page reserved for future use.

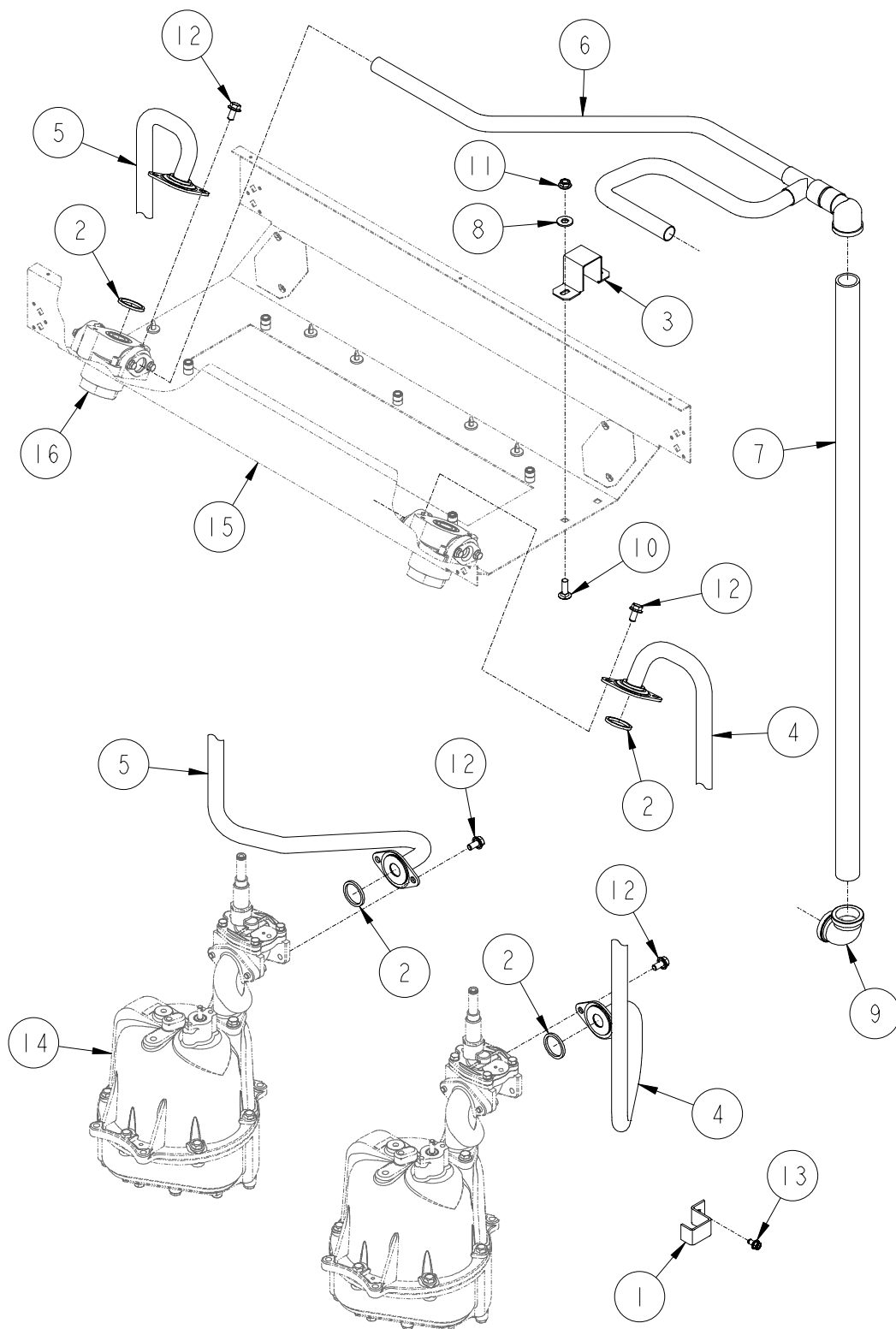


This page reserved for future use.

4  
B

## **DISCHARGE ASSEMBLY**

H312C-IV & Full (Balance) & H312D-IV & Full (Balance)



1-72741

**DISCHARGE ASSEMBLY****H312C-IV & Full (Balance) & H312D-IV & Full (Balance)**

ITEM NO.	PART NO.	DESCRIPTION
1	1-231856	Discharge Tube Bracket
2	13-313235	Gasket
3	1-321154	Down Pipe Bracket
4	1-422641	Fuel Discharge Tube
5	1-422642	Fuel Discharge Tube
6	4-422734	Vapor Outlet Tube
7	335-50510	1-1/2" x 81-1/2" Long Pipe
8	03-50611	5/16 Plate Washer
9	06-51700	1" x 90° Elbow - Banded
10	39-52198	5/16-18 x 1" Long Carriage Bolt
11	02-54752	5/16-18 M-F Flange Whiz Lock Nut
12	35-55132	5/16-18 x 5/8" Long M-F Flange Whiz Lock Screw
13	69-55392	1/4 x 1/2" Long Hex Washer Head Tapping Screw
14	<u>For parts call out of Meter &amp; Hydraulics Assembly see 72726.</u>	
15	<u>For parts call out of Chassis Assembly see 72779.</u>	
16	<u>For parts call out of Outlet Adapter Assembly see 72752.</u>	

Reference for Tokheim internal use only:

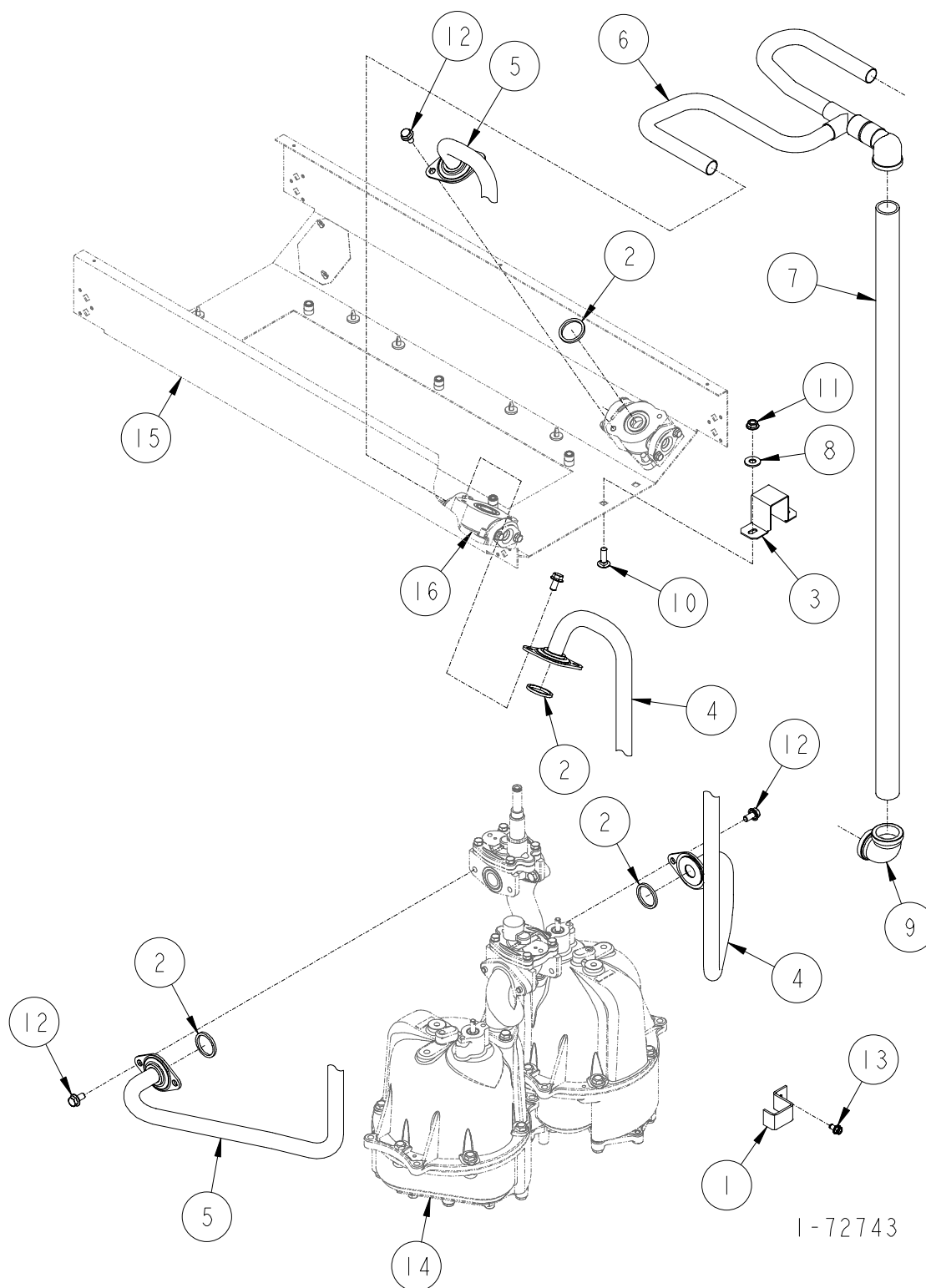
321212 Fuel Tube Hydraulic Assembly  
422740 Raceway Assembly

1-72741



## **DISCHARGE ASSEMBLY**

H322C-IV & Full (Balance) & H322D-IV & Full (Balance)



**DISCHARGE ASSEMBLY****H322C-IV & Full (Balance) & H322D-IV & Full (Balance)**

ITEM NO.	PART NO.	DESCRIPTION
1	1-231856	Discharge Tube Bracket
2	13-313235	Gasket
3	1-321154	Down Pipe Bracket
4	1-422641	Fuel Discharge Tube
5	1-422642	Fuel Discharge Tube
6	4-422734	Vapor Outlet Tube
7	335-50510	1-1/2" x 81-1/2" Long Pipe
8	03-50611	5/16 Plate Washer
9	06-51700	1" x 90° Elbow - Banded
10	39-52198	5/16-18 x 1" Long Carriage Bolt
11	02-54752	5/16-18 M-F Flange Whiz Lock Nut
12	35-55132	5/16-18 x 5/8" Long M-F Flange Whiz Lock Screw
13	69-55392	1/4 x 1/2" Long Hex Washer Head Tapping Screw
14	<u>For parts call out of Meter &amp; Hydraulics Assembly see 72726.</u>	
15	<u>For parts call out of Chassis Assembly see 72779.</u>	
16	<u>For parts call out of Outlet Adapter Assembly see 72752.</u>	

Reference for Tokheim internal use only:

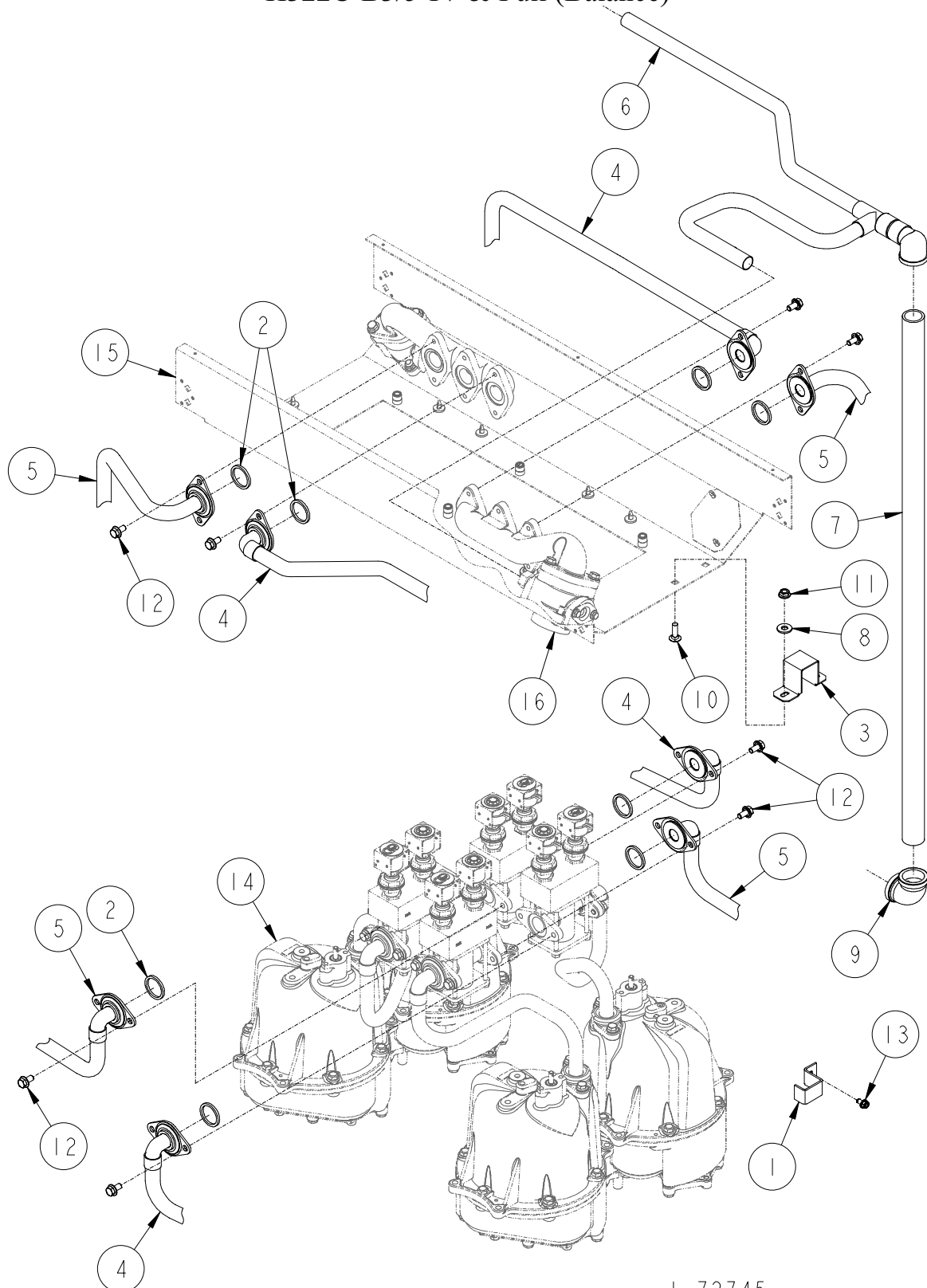
321212	Fuel Tube Hydraulic Assembly
422740	Raceway Assembly

1-72743

4  
B

## **DISCHARGE ASSEMBLY**

H322C-B3/5-IV & Full (Balance)



1-72745

## DISCHARGE ASSEMBLY

### H322C-B3/5-IV & Full (Balance)

ITEM NO.	PART NO.	DESCRIPTION
1	1-231856	Discharge Tube Bracket
2	13-313235	Gasket
3	1-321154	Down Pipe Bracket
4	1-422696	Fuel Discharge Tube
5	1-422711	Fuel Discharge Tube
6	4-422734	Vapor Outlet Tube
7	335-50510	1-1/2" x 81-1/2" Long Pipe
8	03-50611	5/16" Plate Washer
9	06-51700	1" x 90° Elbow - Banded
10	39-52198	5/16-18 x 1" Long Carriage Bolt
11	02-54752	5/16-18 M-F Flange Whiz Lock Nut
12	35-55132	5/16-18 x 5/8" Long M-F Flange Whiz Lock Screw
13	69-55392	1/4 x 1/2" Long Hex Washer Head Tapping Screw
14	<u>For parts call out of Meter &amp; Hydraulics Assembly see 72726.</u>	
15	<u>For parts call out of Chassis Assembly see 72779.</u>	
16	<u>For parts call out of Outlet Adapter Assembly see 72752.</u>	

Reference for Tokheim internal use only:

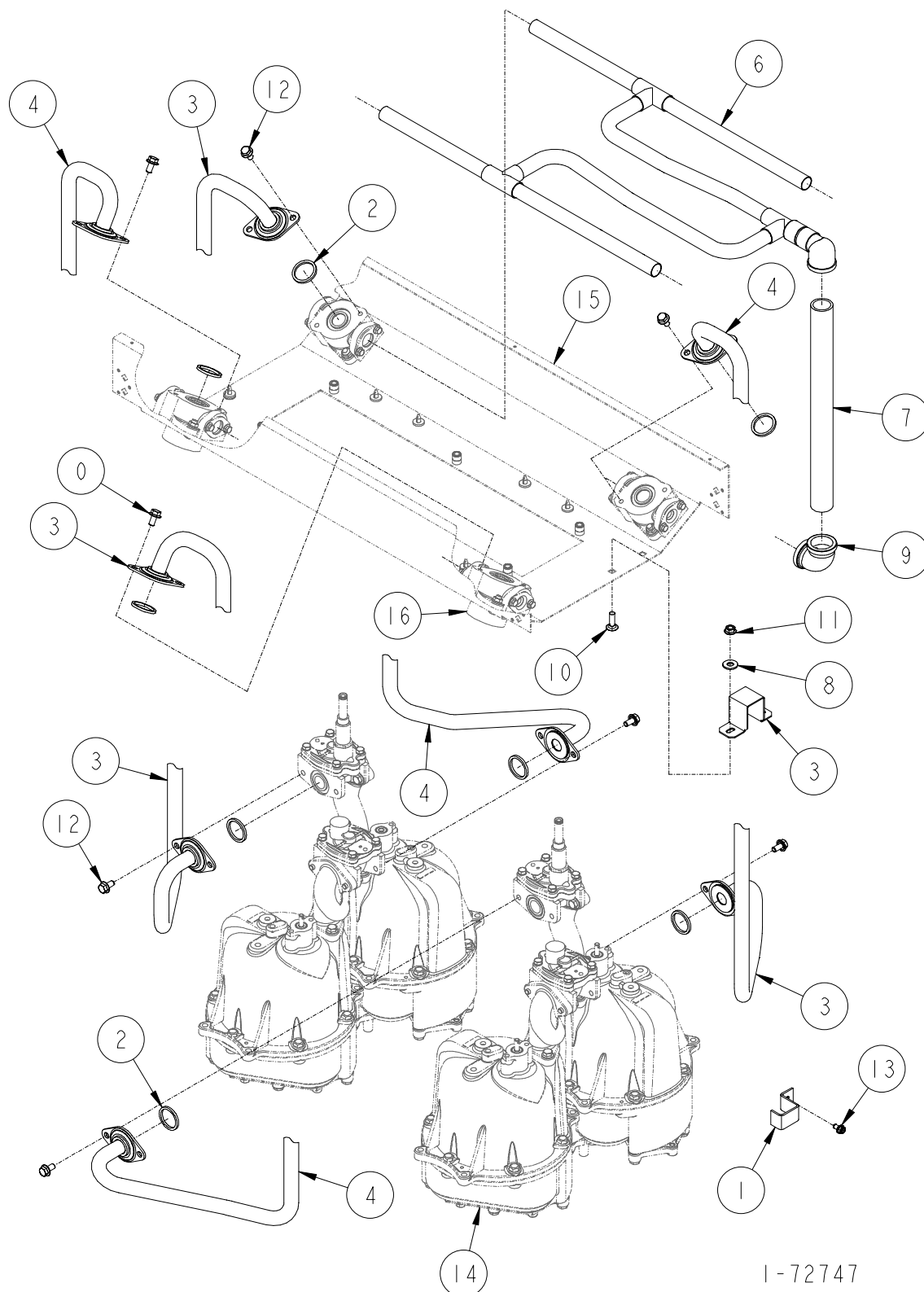
321212	Fuel Tube Hydraulic Assembly
422740	Raceway Assembly

1-72745



## **DISCHARGE ASSEMBLY**

H324C-IV & Full (Balance) & H324D-IV & Full (Balance)



1-72747



**DISCHARGE ASSEMBLY****H324C-IV & Full (Balance) & H324D-IV & Full (Balance)**

ITEM NO.	PART NO.	DESCRIPTION
1	1-231856	Discharge Tube Bracket
2	13-313235	Gasket
3	1-321154	Down Pipe Bracket
4	1-422641	Fuel Discharge Tube
5	1-422642	Fuel Discharge Tube
6	4-422734	Vapor Outlet Tube
7	335-50510	1-1/2" x 81-1/2" Long Pipe
8	03-50611	5/16 Plate Washer
9	06-51700	1" x 90° Elbow - Banded
10	39-52198	5/16-18 x 1" Long Carriage Bolt
11	02-54752	5/16-18 M-F Flange Whiz Lock Nut
12	35-55132	5/16-18 x 5/8" Long M-F Flange Whiz Lock Screw
13	69-55392	1/4 x 1/2" Long Hex Washer Head Tapping Screw
14	<u>For parts call out of Meter &amp; Hydraulics Assembly see 72726.</u>	
15	<u>For parts call out of Chassis Assembly see 72779.</u>	
16	<u>For parts call out of Outlet Adapter Assembly see 72752.</u>	

Reference for Tokheim internal use only:

321212	Fuel Tube Hydraulic Assembly
422740	Raceway Assembly

1-72747

4  
B

This page reserved for future use.

This page reserved for future use.

4  
B

This page reserved for future use.

This page reserved for future use.

4  
B

This page reserved for future use.

This page reserved for future use.

4  
B

This page reserved for future use.



This page reserved for future use.

4  
B

This page reserved for future use.

This page reserved for future use.

4  
B

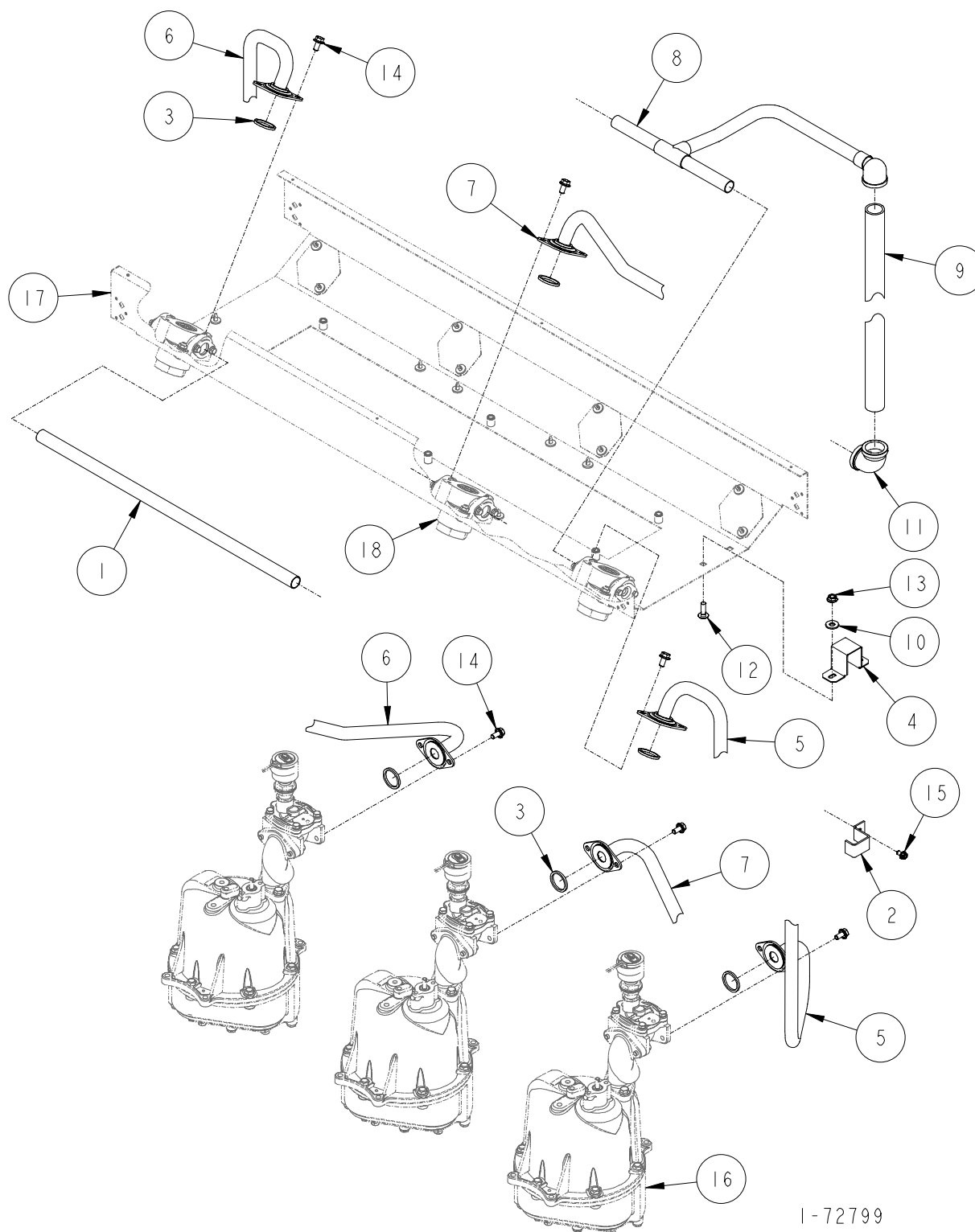
This page reserved for future use.

This page reserved for future use.

4  
B

## **DISCHARGE ASSEMBLY**

H413C-IV & Full (Balance) & H413D-IV & Full (Balance)



1-72799

**DISCHARGE ASSEMBLY****H413C-IV & Full (Balance) & H413D-IV & Full (Balance)**

ITEM NO.	PART NO.	DESCRIPTION
1	94-230486	Copper Tube Nipple
2	1-231856	Discharge Tube Bracket
3	13-313235	Gasket
4	1-321154	Down Pipe Bracket
5	1-422641	Fuel Discharge Tube
6	1-422642	Fuel Discharge Tube
7	1-422643	Fuel Discharge Tube
8	5-422689	Vapor Outlet Tube
9	335-50510	1-1/2" x 81-1/2" Long Pipe
10	03-50611	5/16 Plate Washer
11	06-51700	1" x 90° Elbow - Banded
12	39-52198	5/16-18 x 1" Long Carriage Bolt
13	02-54752	5/16-18 M-F Flange Whiz Lock Nut
14	35-55132	5/16-18 x 5/8" Long M-F Flange Whiz Lock Screw
15	69-55392	1/4 x 1/2" Long Hex Washer Head Tapping Screw
16	<u>For parts call out of Meter &amp; Hydraulics Assembly see 72726.</u>	
17	<u>For parts call out of Chassis Assembly see 72724.</u>	
18	<u>For parts call out of Outlet Adapter Assembly see 72752.</u>	

Reference for Tokheim internal use only:

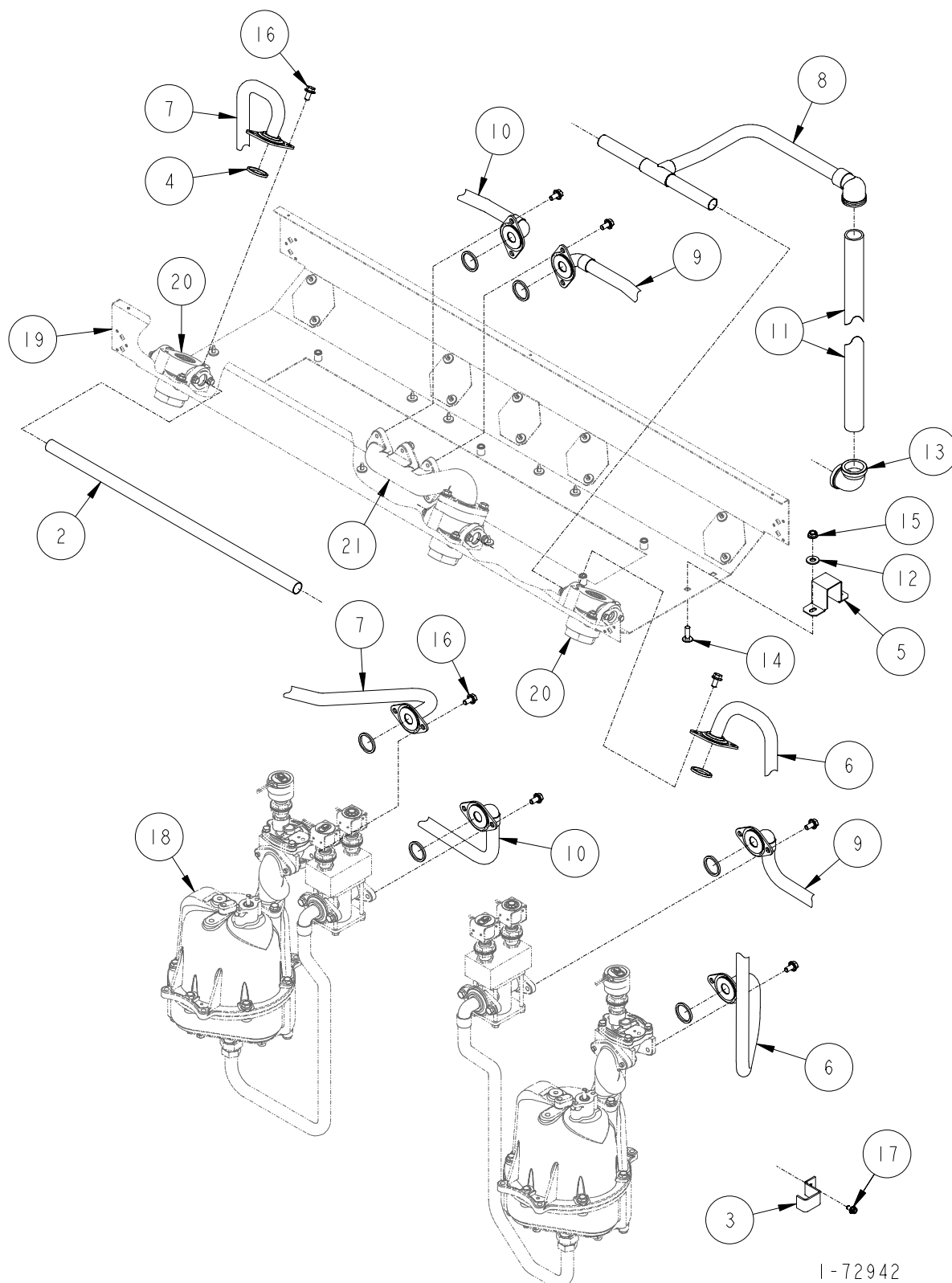
321170 Fuel Tube Hydraulic Assembly  
 422624 Raceway Assembly

1-72799


 4  
B

## **DISCHARGE ASSEMBLY**

### **H413C-EB-IV & FULL (BALANCE)**



1-72942



## DISCHARGE ASSEMBLY

### H413C-EB-IV & FULL (BALANCE)

ITEM NO.	PART NO.	DESCRIPTION
1	7-230486	Copper Tube Nipple
2	94-230486	Copper Tube Nipple
3	1-231856	Discharge Tube Bracket
4	13-313235	Gasket
5	1-321154	Down Pipe Bracket
6	1-422641	Fuel Discharge Tube
7	1-422642	Fuel Discharge Tube
8	5-422689	Vapor Outlet Tube
9	1-422707	Fuel Discharge Tube
10	1-422706	Fuel Discharge Tube
11	335-50510	1-1/2" x 81-1/2" Long Pipe
12	03-50611	5/16 Plate Washer
13	06-51700	1" x 90° Elbow - Banded
14	39-52198	5/16-18 x 1" Long Carriage Bolt
15	02-54752	5/16-18 M-F Flange Whiz Lock Nut
16	35-55132	5/16-18 x 5/8" Long M-F Flange Whiz Lock Screw
17	69-55392	1/4 x 1/2" Long Hex Washer Head Tapping Screw
18	<u>For parts call out of Meter &amp; Hydraulics Assembly see 72729.</u>	
19	<u>For parts call out of Chassis Assembly see 72724.</u>	
20	<u>For parts call out of Outlet Adapter Assembly see 72752.</u>	
21	<u>For parts call out of Outlet Adapter Assembly see 72760.</u>	

Reference for Tokheim internal use only:

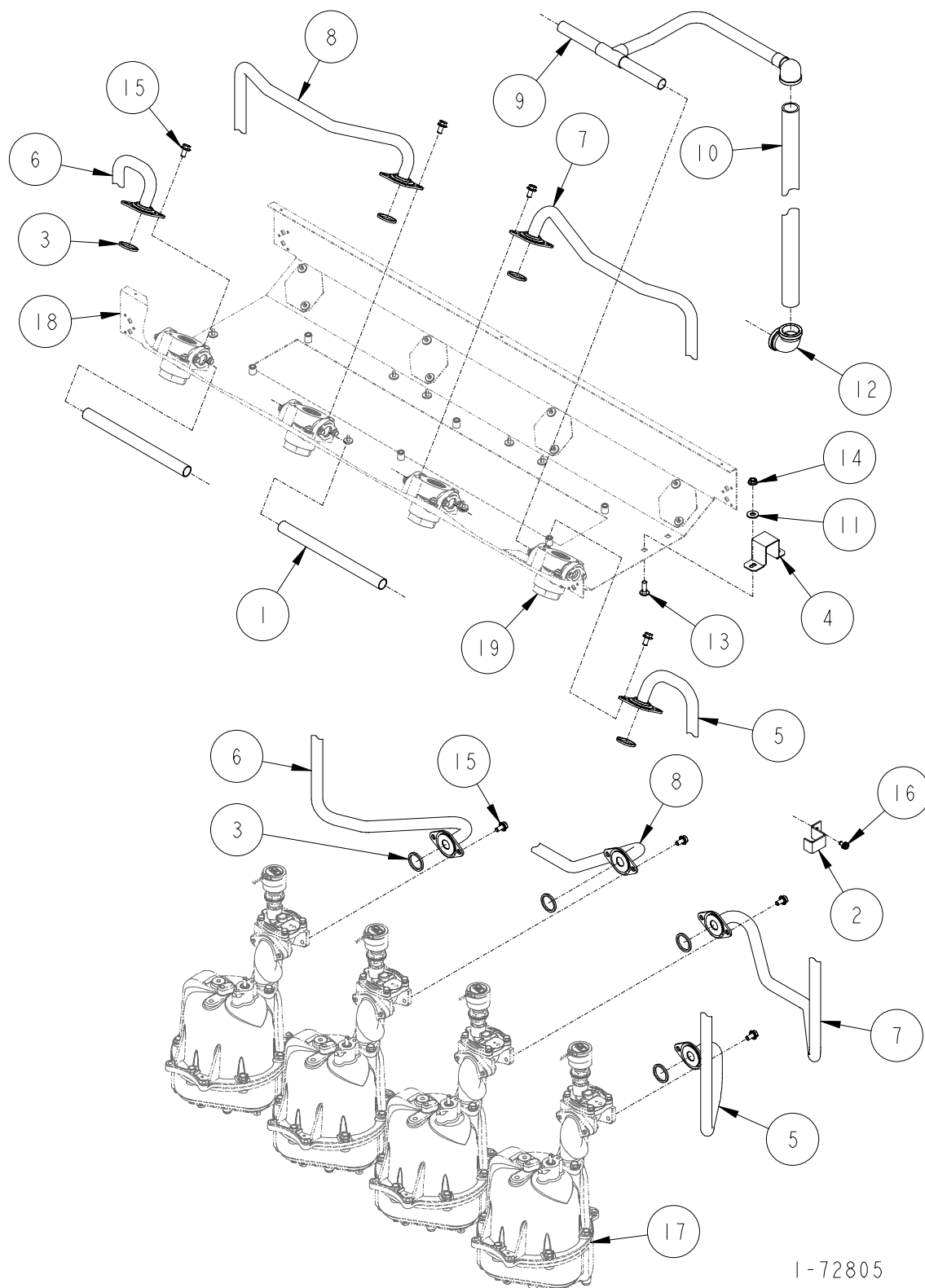
321170	Fuel Tube Hydraulic Assembly
422624	Raceway Assembly

1-72942



## **DISCHARGE ASSEMBLY**

H414C-IV & Full (Balance) & H414D-IV & Full (Balance)



1-72805

**DISCHARGE ASSEMBLY****H414C-IV & Full (Balance) & H414D-IV & Full (Balance)**

ITEM NO.	PART NO.	DESCRIPTION
1	7-230486	Copper Tube Nipple
2	1-231856	Discharge Tube Bracket
3	13-313235	Gasket
4	1-321154	Down Pipe Bracket
5	1-422641	Fuel Discharge Tube
6	1-422642	Fuel Discharge Tube
7	1-422694	Fuel Discharge Tube
8	1-422695	Fuel Discharge Tube
9	5-422689	Vapor Outlet Tube
10	335-50510	1-1/2" x 81-1/2" Long Pipe
11	03-50611	5/16 Plate Washer
12	06-51700	1" x 90° Elbow - Banded
13	39-52198	5/16-18 x 1" Long Carriage Bolt
14	02-54752	5/16-18 M-F Flange Whiz Lock Nut
15	35-55132	5/16-18 x 5/8" Long M-F Flange Whiz Lock Screw
16	69-55392	1/4 x 1/2" Long Hex Washer Head Tapping Screw
17	<u>For parts call out of Meter &amp; Hydraulics Assembly see 72726.</u>	
18	<u>For parts call out of Chassis Assembly see 72724.</u>	
19	<u>For parts call out of Outlet Adapter Assembly see 72752.</u>	

Reference for Tokheim internal use only:

321170	Fuel Tube Hydraulic Assembly
422624	Raceway Assembly

1-72805

4  
B

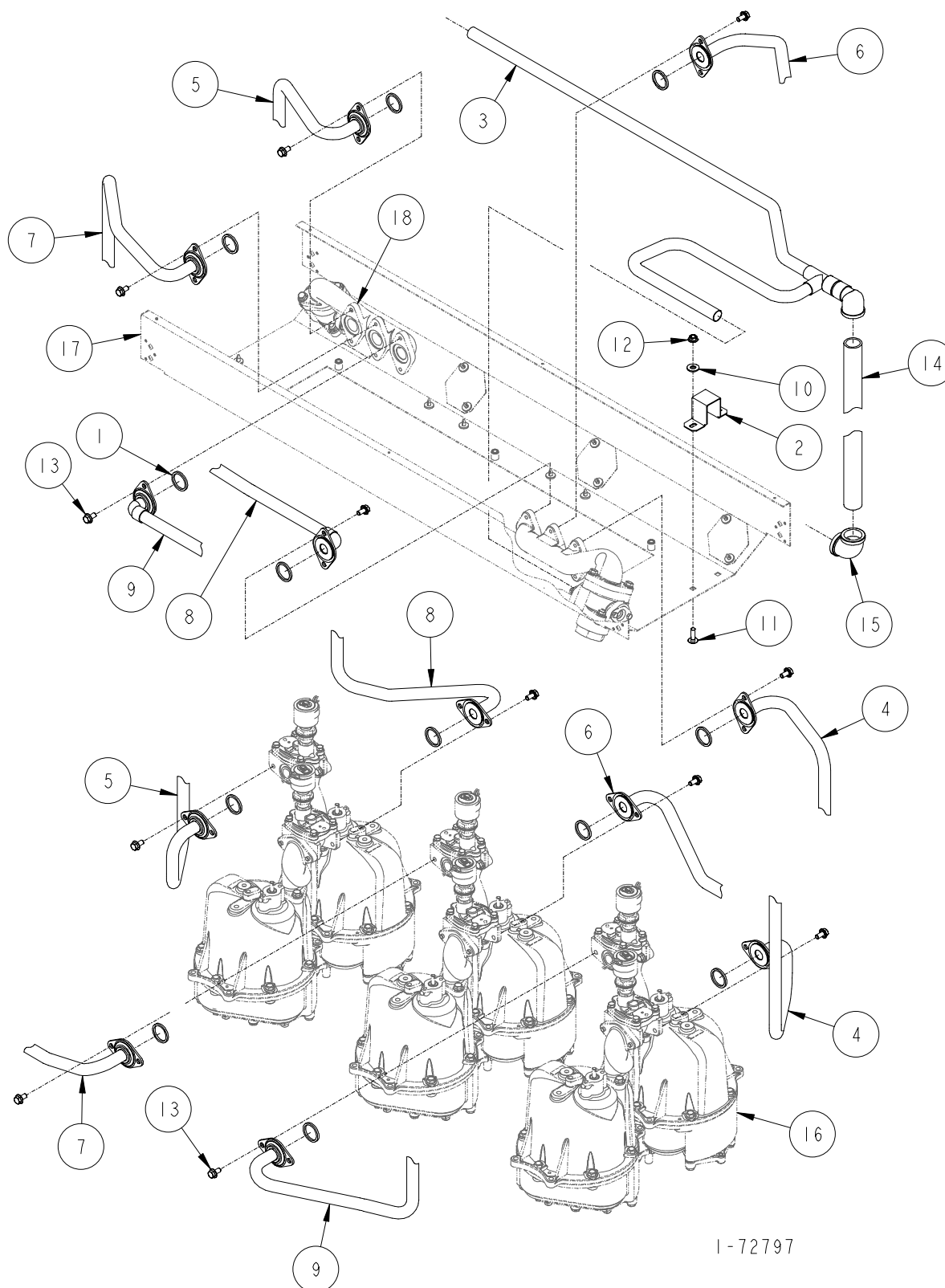
This page reserved for future use.

This page reserved for future use.

4  
B

## **DISCHARGE ASSEMBLY**

H422C-IV & Full (Balance) & H422D-IV & Full (Balance)



1-72797

**DISCHARGE ASSEMBLY****H422C-IV & Full (Balance) & H422D-IV & Full (Balance)**

ITEM NO.	PART NO.	DESCRIPTION
1	13-313235	Gasket
2	1-321154	Down Pipe Bracket
3	4-422689	Vapor Outlet Tube
4	1-422729	Fuel Discharge Tube (H422C Side A)
5	1-422729	Fuel Discharge Tube (H422C Side B)
6	1-422730	Fuel Discharge Tube (H422C Side A)
7	1-422730	Fuel Discharge Tube (H422C Side B)
8	1-422731	Fuel Discharge Tube (H422C Side A)
9	1-422731	Fuel Discharge Tube (H422C Side B)
10	03-50611	5/16 Plate Washer
11	39-52198	5/16-18 x 1" Long Carriage Bolt
12	02-54752	5/16-18 M-F Flange Whiz Lock Nut
13	35-55132	5/16-18 x 5/8" Long M-F Flange Whiz Lock Screw
14	335-50510	1-1/2" x 81-1/2" Long Pipe
15	06-51700	1" x 90° Elbow - Banded
16	<u>For parts call out of Meter &amp; Hydraulics Assembly see 72726.</u>	
17	<u>For parts call out of Chassis Assembly see 72724.</u>	
18	<u>For parts call out of Outlet Adapter Assembly see 72760.</u>	

Reference for Tokheim internal use only:

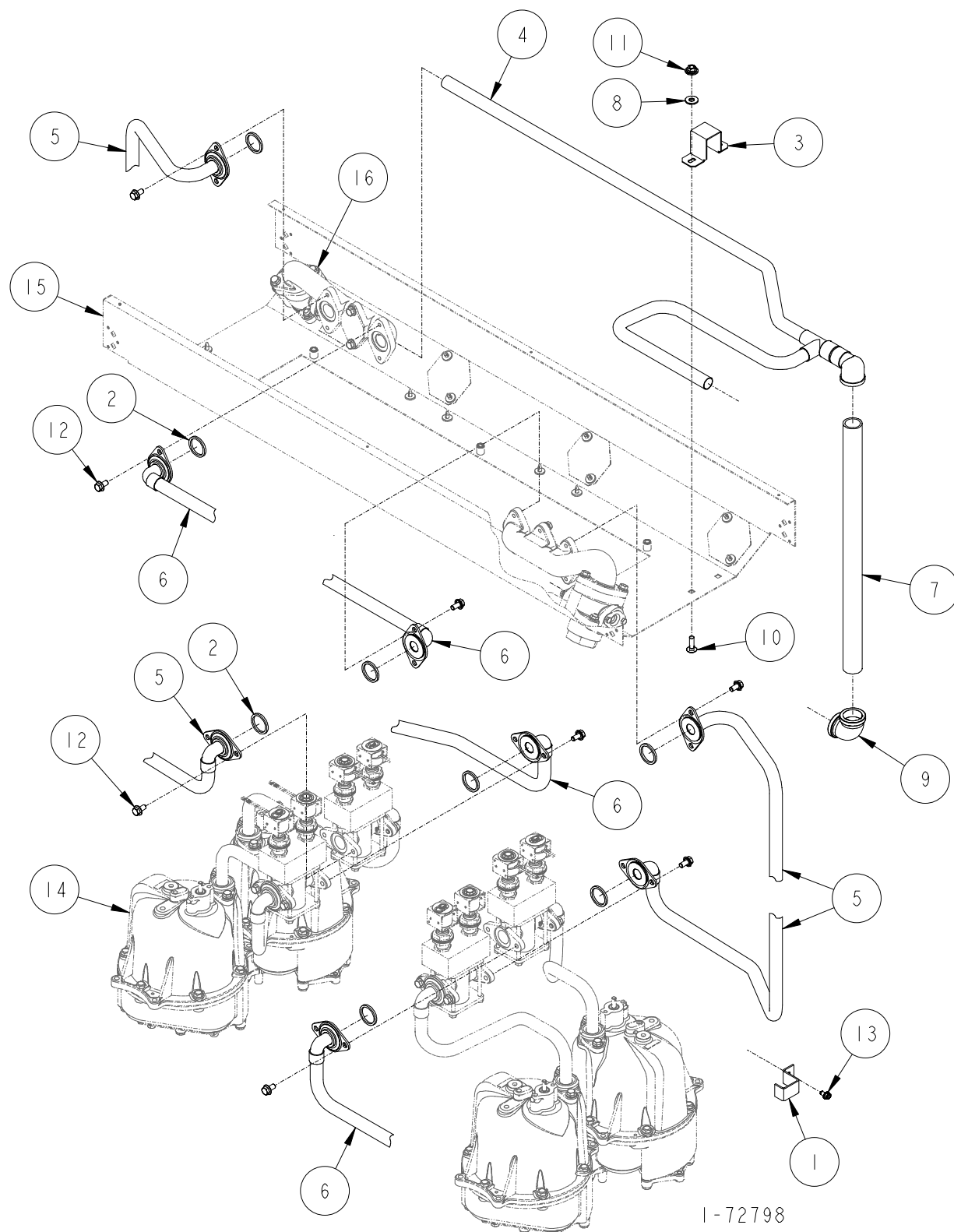
321170      Fuel Tube Hydraulic Assembly  
 422624      Raceway Assembly

1-72797


 4  
B

## **DISCHARGE ASSEMBLY**

H422C-B3/5-IV & Full (Balance)



1-72798



## DISCHARGE ASSEMBLY

### H422C-B3/5-IV & FULL (BALANCE)

ITEM NO.	PART NO.	DESCRIPTION
1	1-231856	Discharge Tube Bracket
2	13-313235	Gasket
3	1-321154	Down Pipe Bracket
4	1-422689	Vapor Outlet Tube
5	1-422732	Fuel Discharge Tube
6	1-422733	Fuel Discharge Tube
7	335-50510	1-1/2" x 81-1/2" Long Pipe
8	03-50611	5/16 Plate Washer
9	06-51700	1" x 90° Elbow - Banded
10	39-52198	5/16-18 x 1" Long Carriage Bolt
11	02-54752	5/16-18 M-F Flange Whiz Lock Nut
12	35-55132	5/16-18 x 5/8" Long M-F Flange Whiz Lock Screw
13	69-55392	1/4 x 1/2" Long Hex Washer Head Tapping Screw
14	<u>For parts call out of Meter &amp; Hydraulics Assembly see 72728.</u>	
15	<u>For parts call out of Chassis Assembly see 72724.</u>	
16	<u>For parts call out of Outlet Adapter Assembly see 72760.</u>	

Reference for Tokheim internal use only:

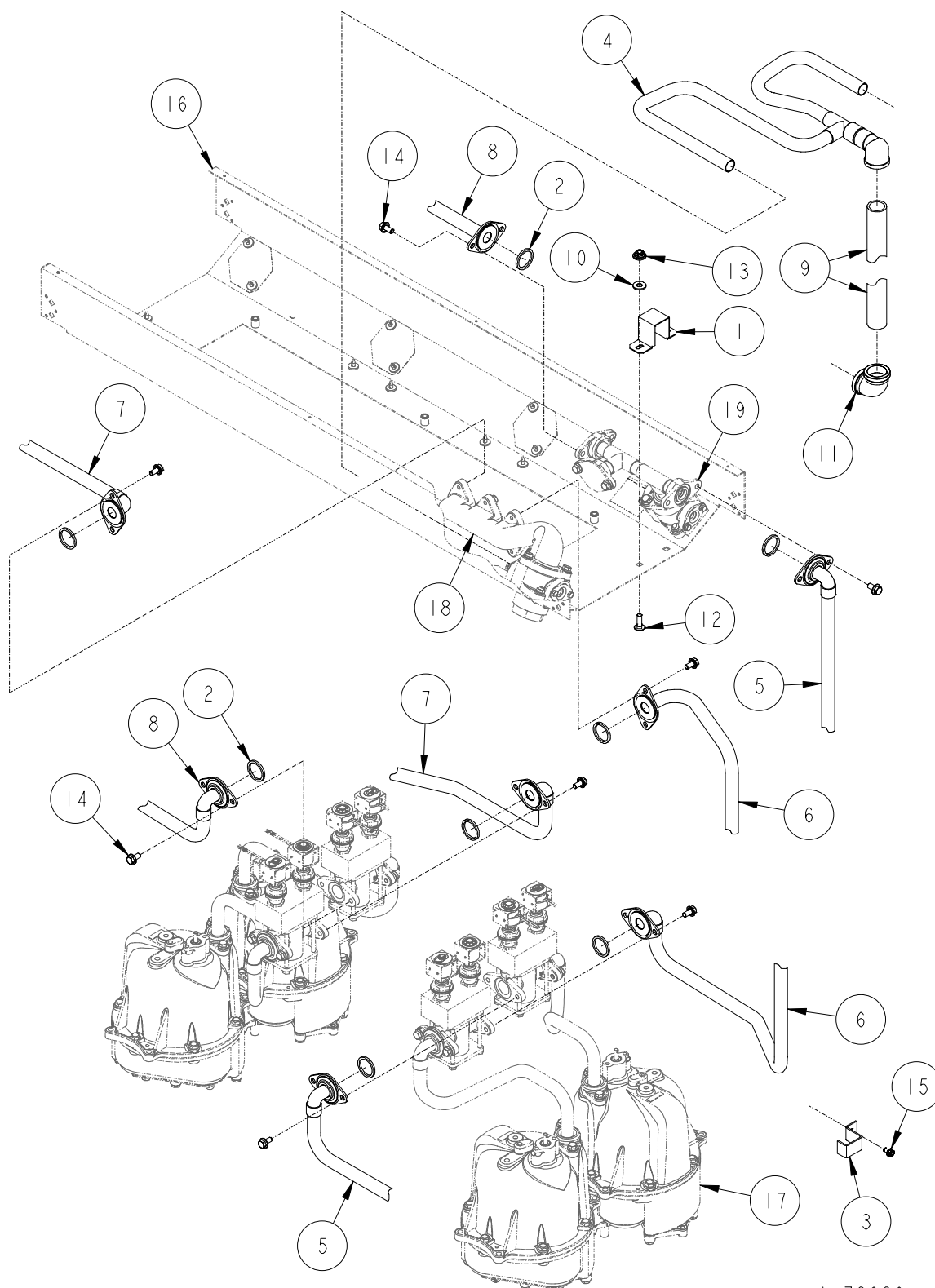
321170	Fuel Tube Hydraulic Assembly
422624	Raceway Assembly

1-72798



## **DISCHARGE ASSEMBLY**

H422C-B3/5MR-IV & Full (Balance)



1-72936

## DISCHARGE ASSEMBLY

### H422C-B3/5MR-IV & FULL (BALANCE)

ITEM NO.	PART NO.	DESCRIPTION
1	1-231856	Discharge Tube Bracket
2	13-313235	Gasket
3	1-321154	Down Pipe Bracket
4	8-422689	Vapor Outlet Tube
5	1-422732	Fuel Discharge Tube
6	1-422732	Fuel Discharge Tube
7	1-422733	Fuel Discharge Tube
8	1-422732	Fuel Discharge Tube
9	335-50510	1-1/2" x 81-1/2" Long Pipe
10	03-50611	5/16 Plate Washer
11	06-51700	1" x 90° Elbow - Banded
12	39-52198	5/16-18 x 1" Long Carriage Bolt
13	02-54752	5/16-18 M-F Flange Whiz Lock Nut
14	35-55132	5/16-18 x 5/8" Long M-F Flange Whiz Lock Screw
15	69-55392	1/4 x 1/2" Long Hex Washer Head Tapping Screw
16	<u>For parts call out of Chassis Assembly see 72724.</u>	
17	<u>For parts call out of Meter &amp; Hydraulics Assembly see 72728.</u>	
18	<u>For parts call out of Outlet Adapter Assembly see 72760.</u>	
19	<u>For parts call out of Outlet Adapter Assembly see 72819.</u>	

Reference for Tokheim internal use only:

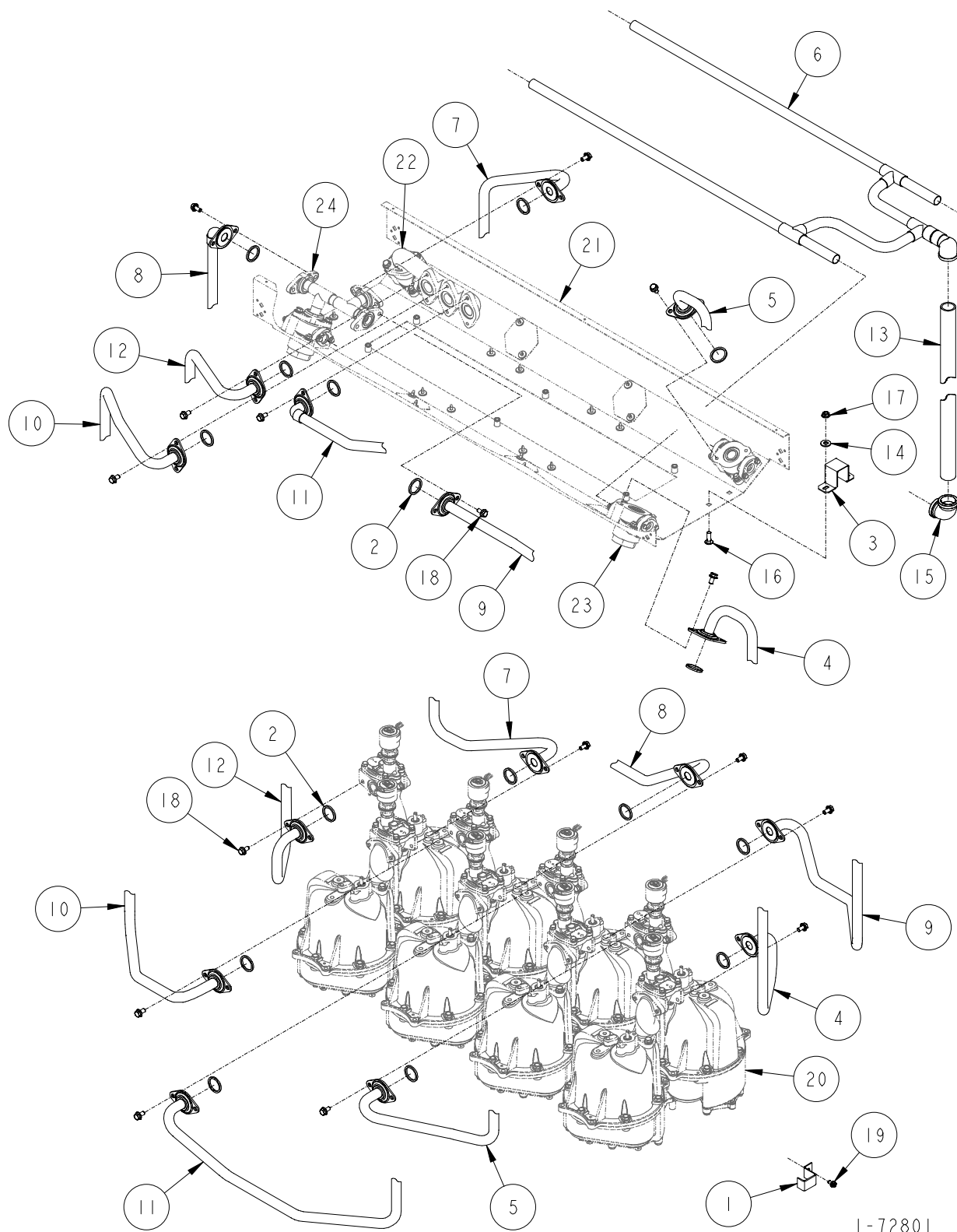
321170	Fuel Tube Hydraulic Assembly
422624	Raceway Assembly

1-72936



## **DISCHARGE ASSEMBLY**

H424C-IV & Full (Balance) & H424D-IV & Full (Balance)



**DISCHARGE ASSEMBLY****H424C-IV & Full (Balance) & H424D-IV & Full (Balance)**

ITEM NO.	PART NO.	DESCRIPTION
1	1-231856	Discharge Tube Bracket
2	13-313235	Gasket
3	1-321154	Down Pipe Bracket
4	1-422641	Fuel Discharge Tube
5	1-422642	Fuel Discharge Tube
6	3-422689	Vapor Outlet Tube
7	1-422697	Fuel Discharge Tube
8	1-422698	Fuel Discharge Tube
9	1-422699	Fuel Discharge Tube
10	1-422700	Fuel Discharge Tube
11	1-422701	Fuel Discharge Tube
12	1-422729	Fuel Discharge Tube
13	335-50510	1-1/2" x 81-1/2" Long Pipe
14	03-50611	5/16 Plate Washer
15	06-51700	1" x 90° Elbow - Banded
16	39-52198	5/16-18 x 1" Long Carriage Bolt
17	02-54752	5/16-18 M-F Flange Whiz Lock Nut
18	35-55132	5/16-18 x 5/8" Long M-F Flange Whiz Lock Screw
19	69-55392	1/4 x 1/2" Long Hex Washer Head Tapping Screw
20	<u>For parts call out of Meter &amp; Hydraulics Assembly see 72726.</u>	
21	<u>For parts call out of Chassis Assembly see 72724.</u>	
22	<u>For parts call out of Outlet Adapter Assembly see 72760.</u>	
23	<u>For parts call out of Outlet Adapter Assembly see 72752.</u>	
24	<u>For parts call out of Outlet Adapter Assembly see 72819.</u>	

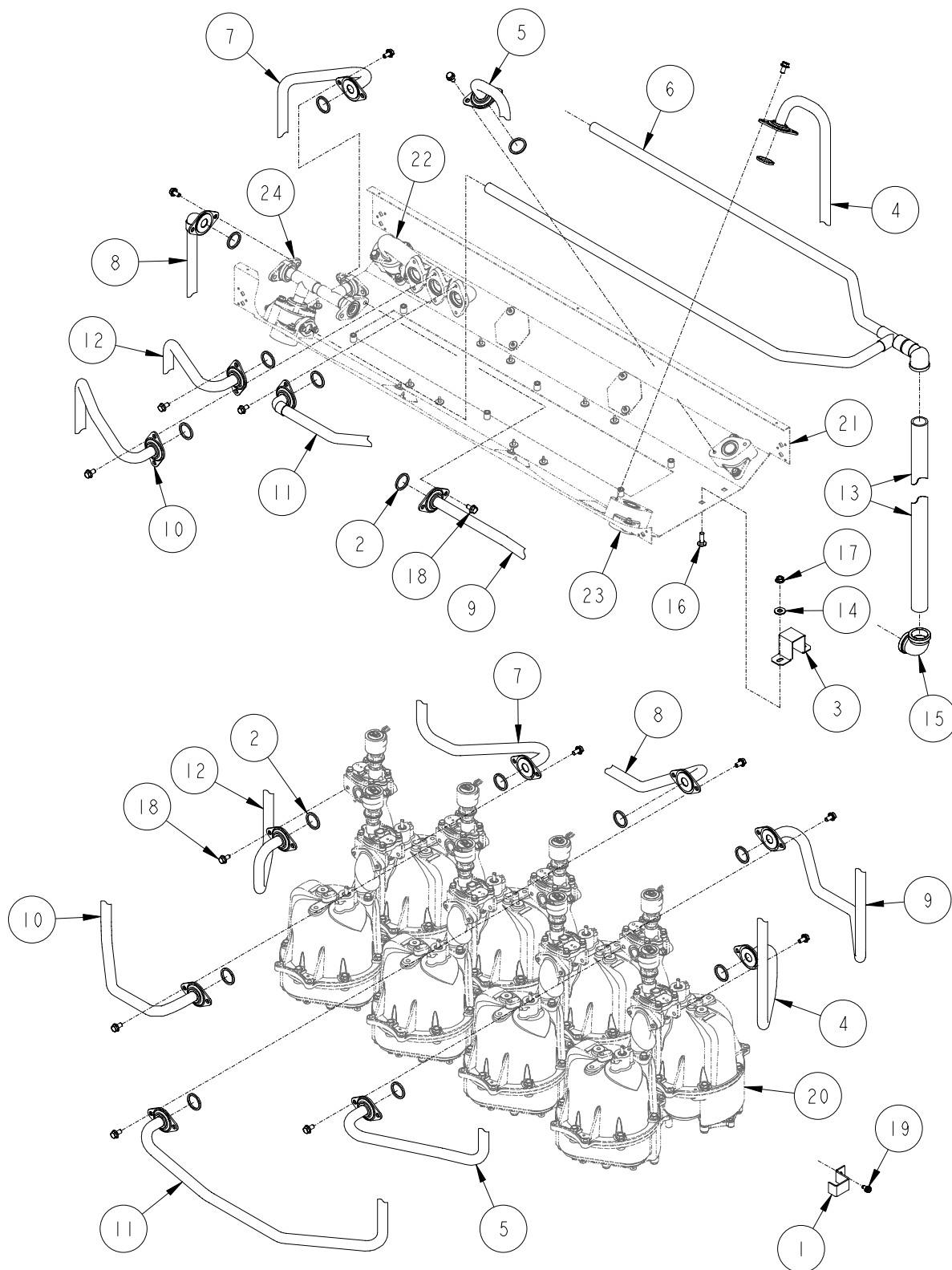
Reference for Tokheim internal use only:

321170 Fuel Tube Hydraulic Assembly  
 422624 Raceway Assembly

1-72801

## **DISCHARGE ASSEMBLY**

H424C-IN/FN & H424D-IN/FN



1-72937

## DISCHARGE ASSEMBLY

### H424C-IN/FN & H424D-IN/FN

ITEM NO.	PART NO.	DESCRIPTION
1	1-231856	Discharge Tube Bracket
2	13-313235	Gasket
3	1-321154	Down Pipe Bracket
4	1-422641	Fuel Discharge Tube
5	1-422642	Fuel Discharge Tube
6	6-422689	Vapor Outlet Tube
7	1-422697	Fuel Discharge Tube
8	1-422698	Fuel Discharge Tube
9	1-422699	Fuel Discharge Tube
10	1-422700	Fuel Discharge Tube
11	1-422701	Fuel Discharge Tube
12	1-422729	Fuel Discharge Tube
13	335-50510	1-1/2" x 81-1/2" Long Pipe
14	03-50611	5/16 Plate Washer
15	06-51700	1" x 90° Elbow - Banded
16	39-52198	5/16-18 x 1" Long Carriage Bolt
17	02-54752	5/16-18 M-F Flange Whiz Lock Nut
18	35-55132	5/16-18 x 5/8" Long M-F Flange Whiz Lock Screw
19	69-55392	1/4 x 1/2" Long Hex Washer Head Tapping Screw
20	<u>For parts call out of Meter &amp; Hydraulics Assembly see 72726.</u>	
21	<u>For parts call out of Chassis Assembly see 72724.</u>	
22	<u>For parts call out of Outlet Adapter Assembly see 72760.</u>	
23	<u>For parts call out of Outlet Adapter Assembly see 72763.</u>	
24	<u>For parts call out of Outlet Adapter Assembly see 72819.</u>	

Reference for Tokheim internal use only:

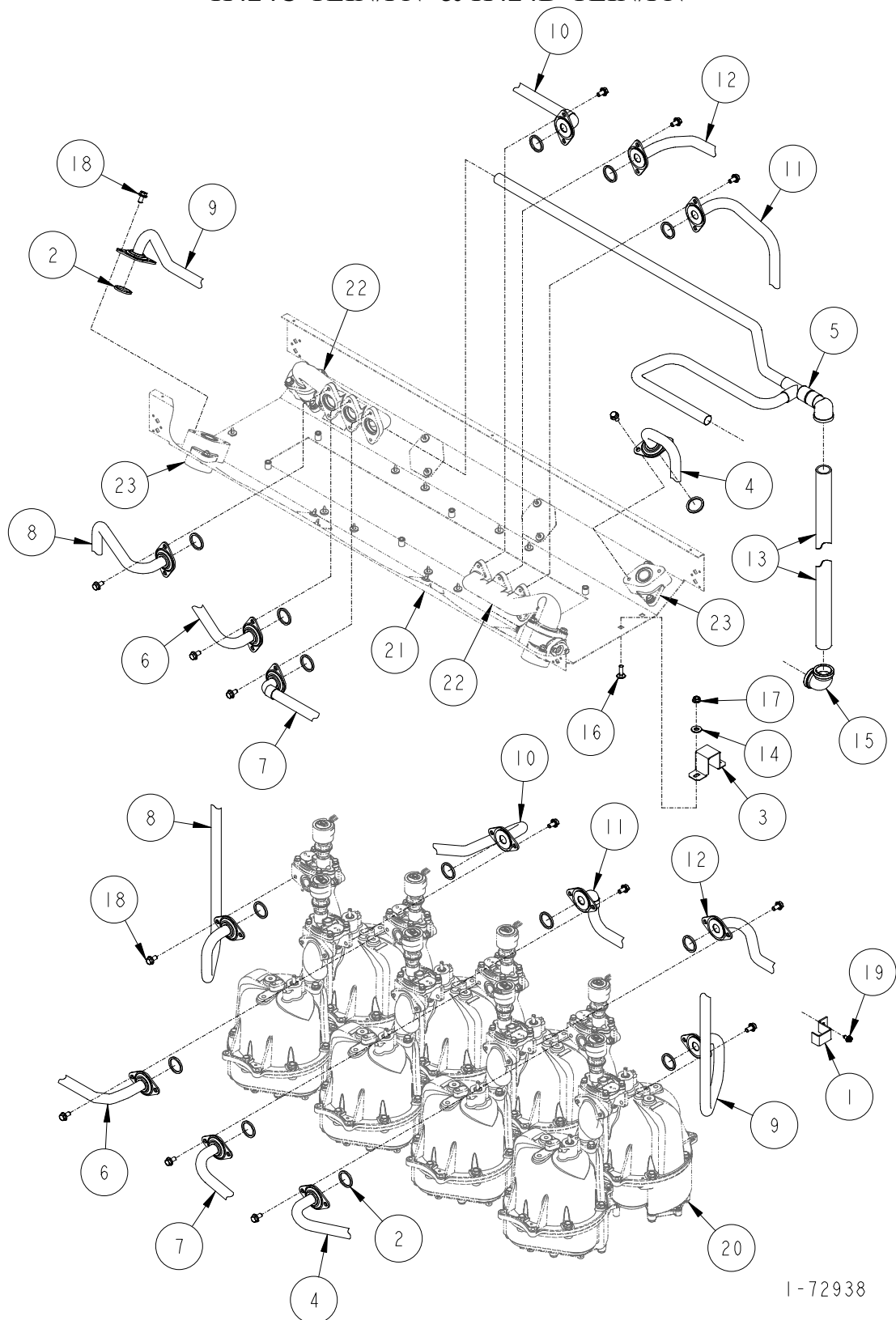
321170      Fuel Tube Hydraulic Assembly  
 422624      Raceway Assembly

1-72937

4  
B

## **DISCHARGE ASSEMBLY**

H424C-TLIN/FN & H424D-TLIN/FN



1-72938



## DISCHARGE ASSEMBLY

### H424C-TLIN/FN & H424D-TLIN/FN

ITEM NO.	PART NO.	DESCRIPTION
1	1-231856	Discharge Tube Bracket
2	13-313235	Gasket
3	1-321154	Down Pipe Bracket
4	1-422642	Fuel Discharge Tube
5	4-422689	Vapor Outlet Tube
6	1-422700	Fuel Discharge Tube
7	1-422701	Fuel Discharge Tube
8	1-422729	Fuel Discharge Tube
9	1-422832	Fuel Discharge Tube
10	1-422854	Fuel Discharge Tube
11	1-422855	Fuel Discharge Tube
12	1-422856	Fuel Discharge Tube
13	335-50510	1-1/2" x 81-1/2" Long Pipe
14	03-50611	5/16 Plate Washer
15	06-51700	1" x 90° Elbow - Banded
16	39-52198	5/16-18 x 1" Long Carriage Bolt
17	02-54752	5/16-18 M-F Flange Whiz Lock Nut
18	35-55132	5/16-18 x 5/8" Long M-F Flange Whiz Lock Screw
19	69-55392	1/4 x 1/2" Long Hex Washer Head Tapping Screw
20	<u>For parts call out of Meter &amp; Hydraulics Assembly see 72726.</u>	
21	<u>For parts call out of Chassis Assembly see 72724.</u>	
22	<u>For parts call out of Outlet Adapter Assembly see 72760.</u>	
23	<u>For parts call out of Outlet Adapter Assembly see 72763.</u>	

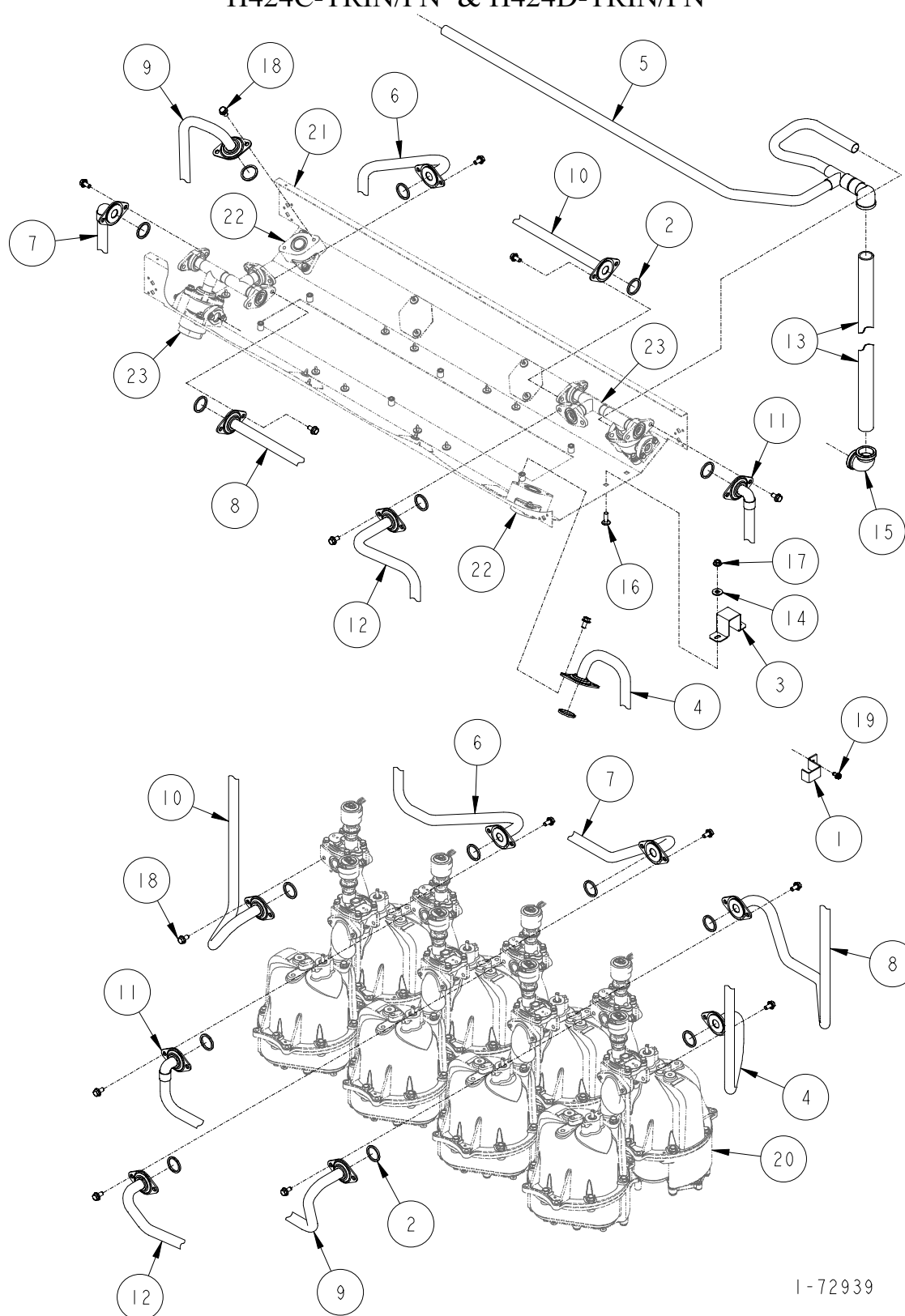
Reference for Tokheim internal use only:

321170	Fuel Tube Hydraulic Assembly
422624	Raceway Assembly

1-72938

## **DISCHARGE ASSEMBLY**

H424C-TRIN/FN & H424D-TRIN/FN



## DISCHARGE ASSEMBLY

### H424C-TRIN/FN & H424D-TRIN/FN

ITEM NO.	PART NO.	DESCRIPTION
1	1-231856	Discharge Tube Bracket
2	13-313235	Gasket
3	1-321154	Down Pipe Bracket
4	1-422641	Fuel Discharge Tube
5	7-422689	Vapor Outlet Tube
6	1-422697	Fuel Discharge Tube
7	1-422698	Fuel Discharge Tube
8	1-422699	Fuel Discharge Tube
9	1-422975	Fuel Discharge Tube
10	1-422976	Fuel Discharge Tube
11	1-422977	Fuel Discharge Tube
12	1-422978	Fuel Discharge Tube
13	335-50510	1-1/2" x 81-1/2" Long Pipe
14	03-50611	5/16 Plate Washer
15	06-51700	1" x 90° Elbow - Banded
16	39-52198	5/16-18 x 1" Long Carriage Bolt
17	02-54752	5/16-18 M-F Flange Whiz Lock Nut
18	35-55132	5/16-18 x 5/8" Long M-F Flange Whiz Lock Screw
19	69-55392	1/4 x 1/2" Long Hex Washer Head Tapping Screw
20	<u>For parts call out of Meter &amp; Hydraulics Assembly see 72726.</u>	
21	<u>For parts call out of Chassis Assembly see 72724.</u>	
22	<u>For parts call out of Outlet Adapter Assembly see 72763.</u>	
23	<u>For parts call out of Outlet Adapter Assembly see 72819.</u>	

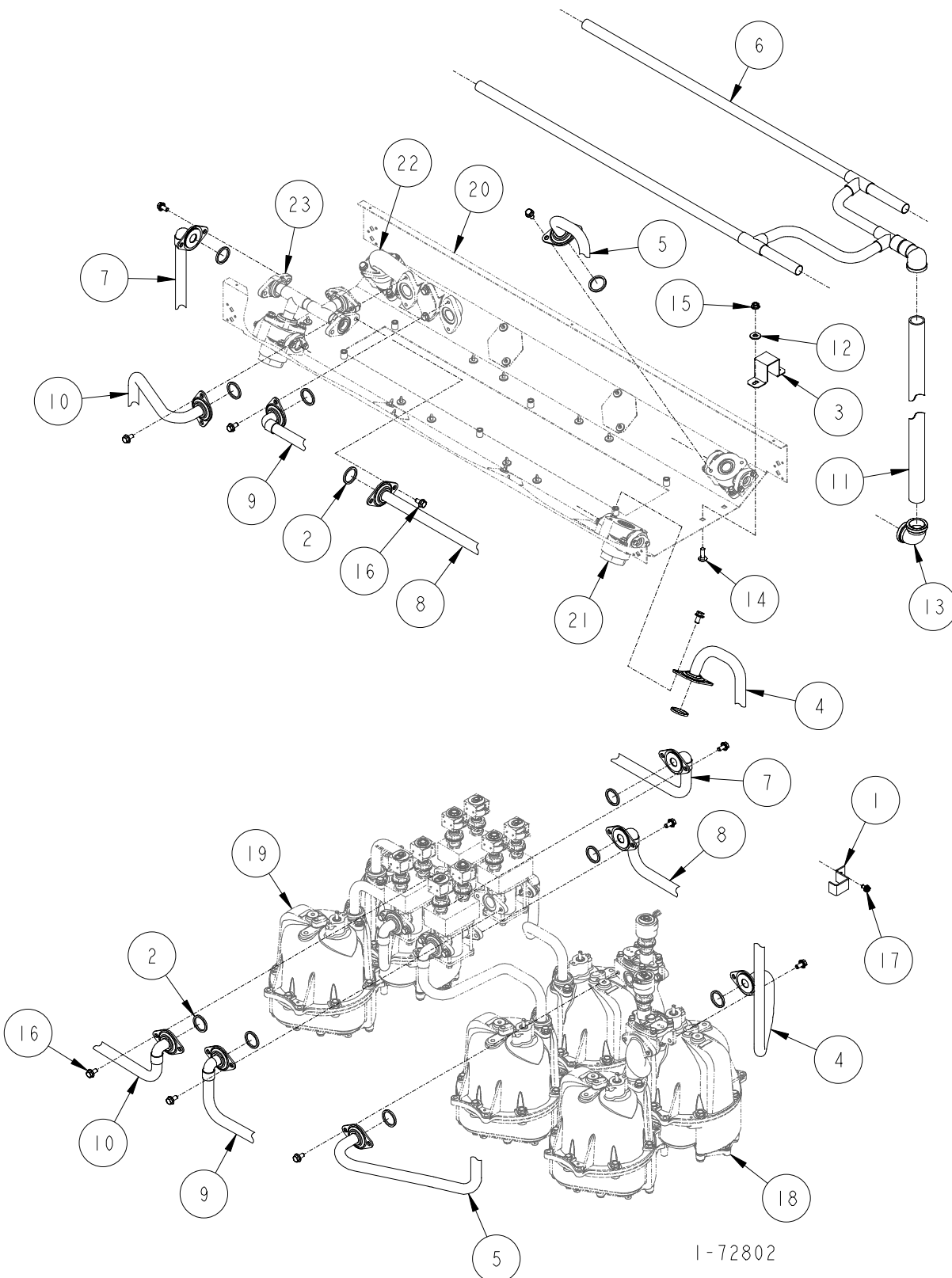
Reference for Tokheim internal use only:

321170	Fuel Tube Hydraulic Assembly
422624	Raceway Assembly

1-72939

## **DISCHARGE ASSEMBLY**

H424C-B3/4-IN/FN



1-72802

## DISCHARGE ASSEMBLY

### H424C-B3/4-IN/FN

ITEM NO.	PART NO.	DESCRIPTION
1	1-231856	Discharge Tube Bracket
2	13-313235	Gasket
3	1-321154	Down Pipe Bracket
4	1-422641	Fuel Discharge Tube
5	1-422642	Fuel Discharge Tube
6	3-422689	Vapor Outlet Tube
7	1-422702	Fuel Discharge Tube
8	1-422703	Fuel Discharge Tube
9	1-422704	Fuel Discharge Tube
10	1-422732	Fuel Discharge Tube
11	335-50510	1-1/2" x 81-1/2" Long Pipe
12	03-50611	5/16" Plate Washer
13	06-51700	1" x 90° Elbow - Banded
14	39-52198	5/16-18 x 1" Long Carriage Bolt
15	02-54752	5/16-18 M-F Flange Whiz Lock Nut
16	35-55132	5/16-18 x 5/8" Long M-F Flange Whiz Lock Screw
17	69-55392	1/4 x 1/2" Long Hex Washer Head Tapping Screw
18	<u>For parts call out of Meter &amp; Hydraulics Assembly see 72726.</u>	
19	<u>For parts call out of Meter &amp; Hydraulics Assembly see 72728.</u>	
20	<u>For parts call out of Chassis Assembly see 72724.</u>	
21	<u>For parts call out of Outlet Adapter Assembly see 72752.</u>	
22	<u>For parts call out of Outlet Adapter Assembly see 72760.</u>	
23	<u>For parts call out of Outlet Adapter Assembly see 72819.</u>	

Reference for Tokheim internal use only:

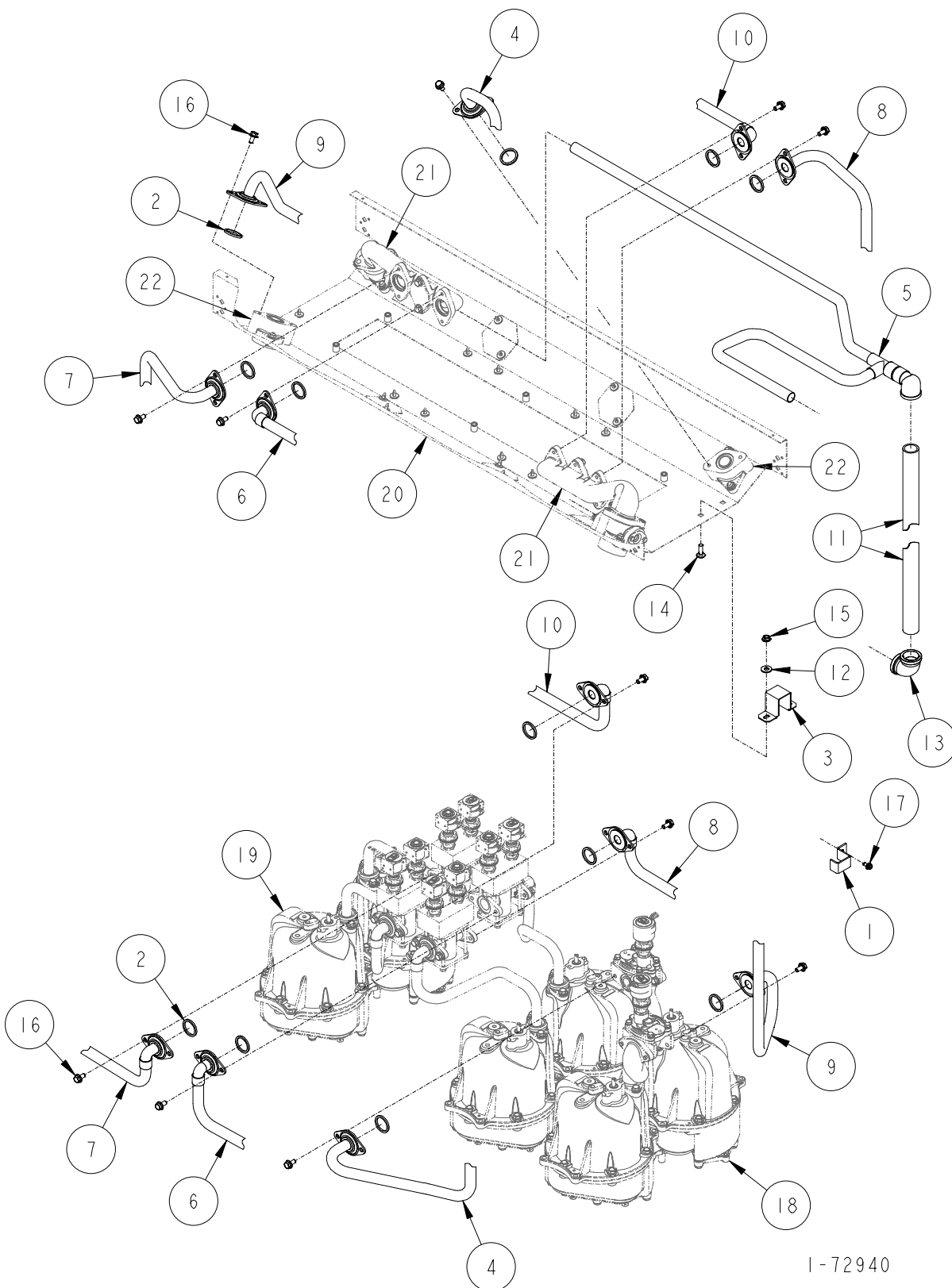
321170	Fuel Tube Hydraulic Assembly
422624	Raceway Assembly

1-72802

4  
B

## **DISCHARGE ASSEMBLY**

H424C-B3/4TL-IN/FN



1-72940

## DISCHARGE ASSEMBLY

### H424C-B3/4TL-IN/FN

ITEM NO.	PART NO.	DESCRIPTION
1	1-231856	Discharge Tube Bracket
2	13-313235	Gasket
3	1-321154	Down Pipe Bracket
4	1-422642	Fuel Discharge Tube
5	4-422689	Vapor Outlet Tube
6	1-422704	Fuel Discharge Tube
7	1-422732	Fuel Discharge Tube
8	1-422831	Fuel Discharge Tube
9	1-422832	Fuel Discharge Tube
10	1-422833	Fuel Discharge Tube
11	335-50510	1-1/2" x 81-1/2" Long Pipe
12	03-50611	5/16" Plate Washer
13	06-51700	1" x 90° Elbow - Banded
14	39-52198	5/16-18 x 1" Long Carriage Bolt
15	02-54752	5/16-18 M-F Flange Whiz Lock Nut
16	35-55132	5/16-18 x 5/8" Long M-F Flange Whiz Lock Screw
17	69-55392	1/4 x 1/2" Long Hex Washer Head Tapping Screw
18	<u>For parts call out of Meter &amp; Hydraulics Assembly see 72726.</u>	
19	<u>For parts call out of Meter &amp; Hydraulics Assembly see 72728.</u>	
20	<u>For parts call out of Chassis Assembly see 72724.</u>	
21	<u>For parts call out of Outlet Adapter Assembly see 72760.</u>	
22	<u>For parts call out of Outlet Adapter Assembly see 72763.</u>	

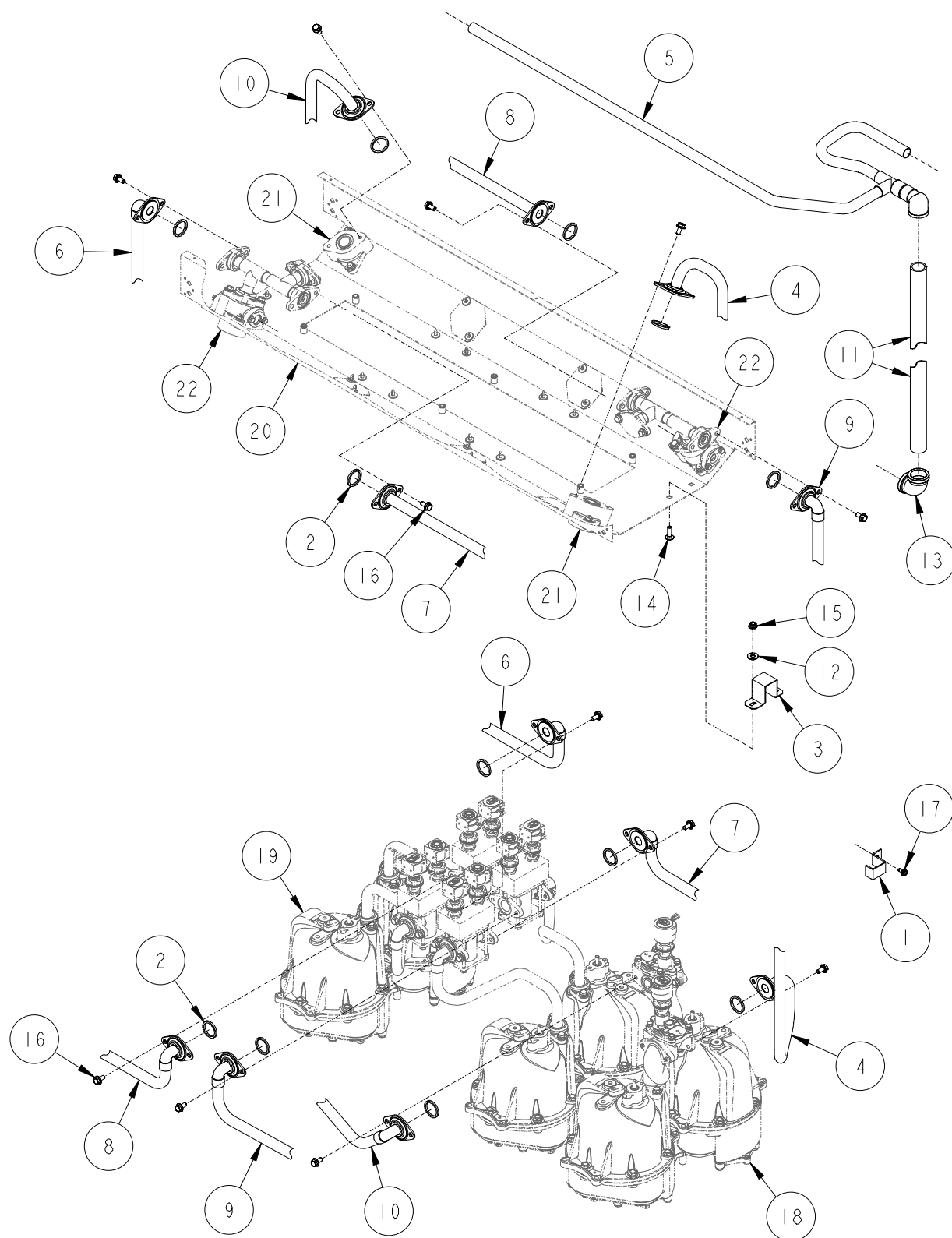
Reference for Tokheim internal use only:

321170	Fuel Tube Hydraulic Assembly
422624	Raceway Assembly

1-72940

## **DISCHARGE ASSEMBLY**

H424C-B3/4TR-IN/FN



1-72941



## DISCHARGE ASSEMBLY

### H424C-B3/4TR-IN/FN

ITEM NO.	PART NO.	DESCRIPTION
1	1-231856	Discharge Tube Bracket
2	13-313235	Gasket
3	1-321154	Down Pipe Bracket
4	1-422641	Fuel Discharge Tube
5	7-422689	Vapor Outlet Tube
6	1-422702	Fuel Discharge Tube
7	1-422703	Fuel Discharge Tube
8	1-422844	Fuel Discharge Tube
9	1-422845	Fuel Discharge Tube
10	1-422881	Fuel Discharge Tube
11	335-50510	1-1/2" x 81-1/2" Long Pipe
12	03-50611	5/16" Plate Washer
13	06-51700	1" x 90° Elbow - Banded
14	39-52198	5/16-18 x 1" Long Carriage Bolt
15	02-54752	5/16-18 M-F Flange Whiz Lock Nut
16	35-55132	5/16-18 x 5/8" Long M-F Flange Whiz Lock Screw
17	69-55392	1/4 x 1/2" Long Hex Washer Head Tapping Screw
18	<u>For parts call out of Meter &amp; Hydraulics Assembly see 72726.</u>	
19	<u>For parts call out of Meter &amp; Hydraulics Assembly see 72728.</u>	
20	<u>For parts call out of Chassis Assembly see 72724.</u>	
21	<u>For parts call out of Outlet Adapter Assembly see 72763.</u>	
22	<u>For parts call out of Outlet Adapter Assembly see 72819.</u>	

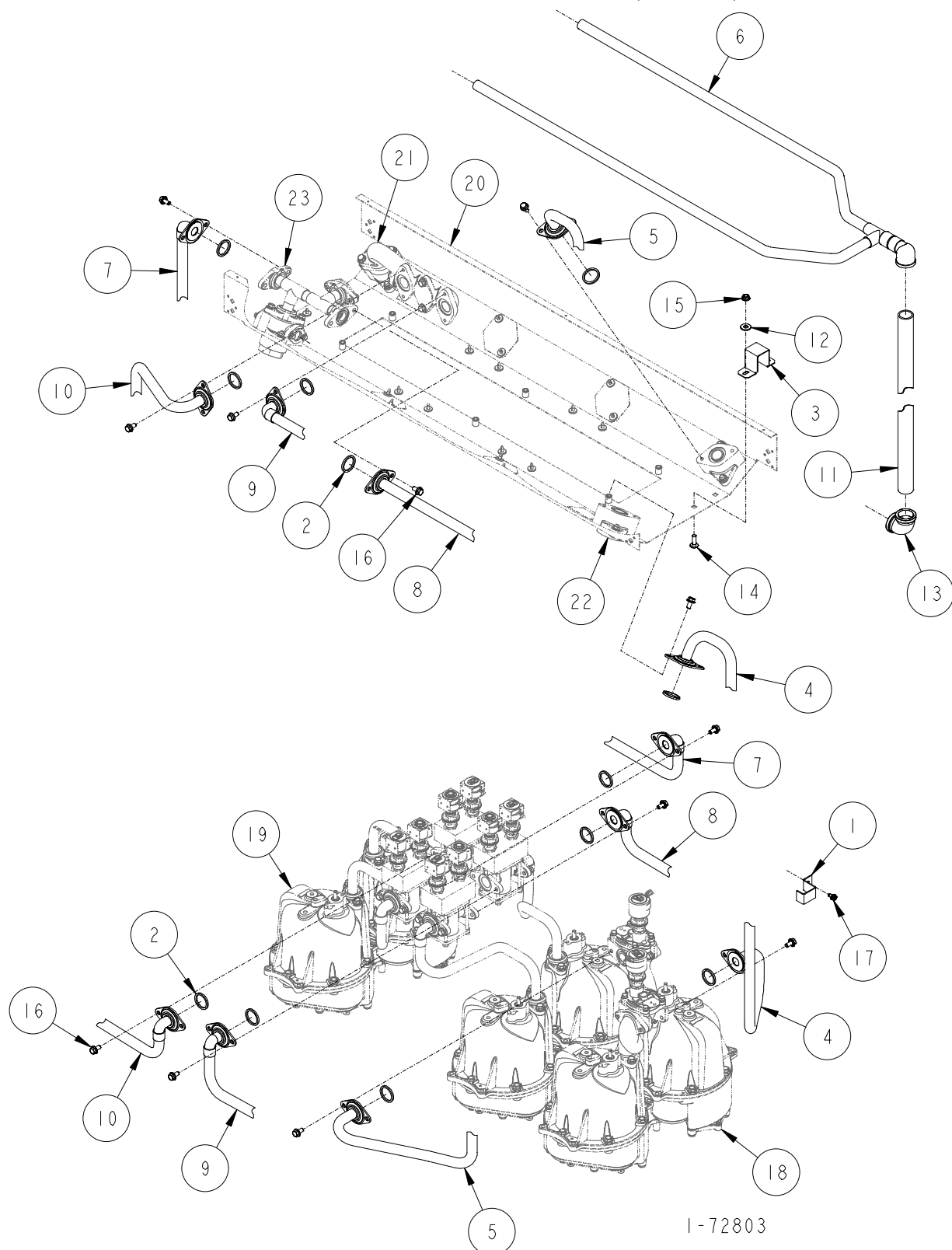
Reference for Tokheim internal use only:

321170	Fuel Tube Hydraulic Assembly
422624	Raceway Assembly

1-72941

## **DISCHARGE ASSEMBLY**

H424C-B3/4+DEISEL-IV & Full (Balance)



## DISCHARGE ASSEMBLY

### H424C-B3/4+DEISEL-IV & FULL (BALANCE)

ITEM NO.	PART NO.	DESCRIPTION
1	1-231856	Discharge Tube Bracket
2	13-313235	Gasket
3	1-321154	Down Pipe Bracket
4	1-422641	Fuel Discharge Tube
5	1-422642	Fuel Discharge Tube
6	6-422689	Vapor Outlet Tube
7	1-422702	Fuel Discharge Tube
8	1-422703	Fuel Discharge Tube
9	1-422704	Fuel Discharge Tube
10	1-422732	Fuel Discharge Tube
11	335-50510	1-1/2" x 81-1/2" Long Pipe
12	03-50611	5/16" Plate Washer
13	06-51700	1" x 90° Elbow - Banded
14	39-52198	5/16-18 x 1" Long Carriage Bolt
15	02-54752	5/16-18 M-F Flange Whiz Lock Nut
16	35-55132	5/16-18 x 5/8" Long M-F Flange Whiz Lock Screw
17	69-55392	1/4 x 1/2" Long Hex Washer Head Tapping Screw
18	<u>For parts call out of Meter &amp; Hydraulics Assembly see 72726.</u>	
19	<u>For parts call out of Meter &amp; Hydraulics Assembly see 72728.</u>	
20	<u>For parts call out of Chassis Assembly see 72724.</u>	
21	<u>For parts call out of Outlet Adapter Assembly see 72760.</u>	
22	<u>For parts call out of Outlet Adapter Assembly see 72763.</u>	
23	<u>For parts call out of Outlet Adapter Assembly see 72819.</u>	

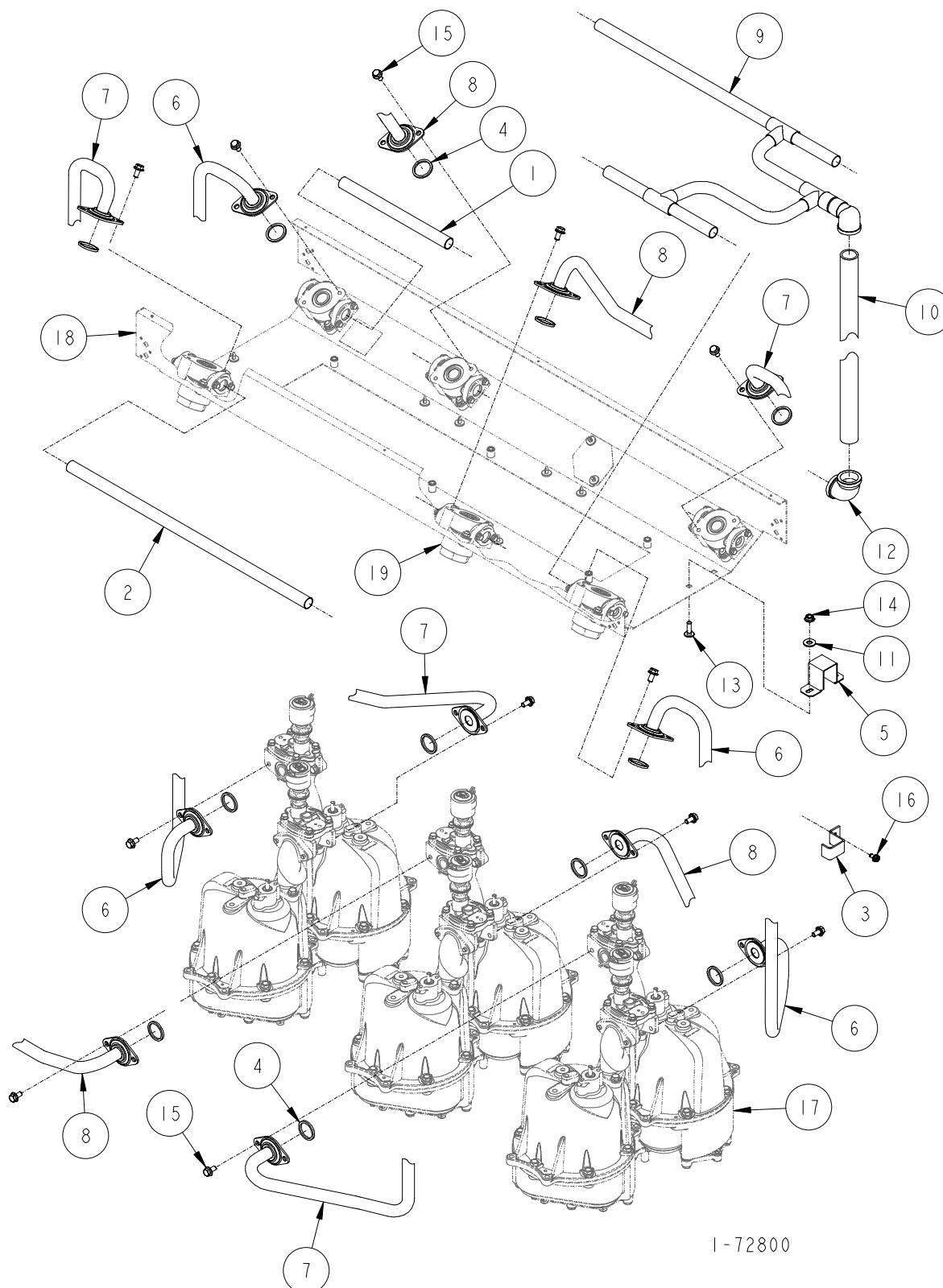
Reference for Tokheim internal use only:

321170	Fuel Tube Hydraulic Assembly
422624	Raceway Assembly

1-72803

## **DISCHARGE ASSEMBLY**

H426C-IV & Full (Balance) & H426D-IV & Full (Balance)



**DISCHARGE ASSEMBLY****H426C-IV & Full (Balance) & H426D-IV & Full (Balance)**

ITEM NO.	PART NO.	DESCRIPTION
1	7-230486	Copper Tube Nipple
2	94-230486	Copper Tube Nipple
3	1-231856	Discharge Tube Bracket
4	13-313235	Gasket
5	1-321154	Down Pipe Bracket
6	1-422641	Fuel Discharge Tube
7	1-422642	Fuel Discharge Tube
8	1-422643	Fuel Discharge Tube
9	2-422689	Vapor Outlet Tube
10	335-50510	1-1/2" x 81-1/2" Long Pipe
11	03-50611	5/16 Plate Washer
12	06-51700	1" x 90° Elbow - Banded
13	39-52198	5/16-18 x 1" Long Carriage Bolt
14	02-54752	5/16-18 M-F Flange Whiz Lock Nut
15	35-55132	5/16-18 x 5/8" Long M-F Flange Whiz Lock Screw
16	69-55392	1/4 x 1/2" Long Hex Washer Head Tapping Screw
17	<u>For parts call out of Meter &amp; Hydraulics Assembly see 72726.</u>	
18	<u>For parts call out of Chassis Assembly see 72724.</u>	
19	<u>For parts call out of Outlet Adapter Assembly see 72752.</u>	

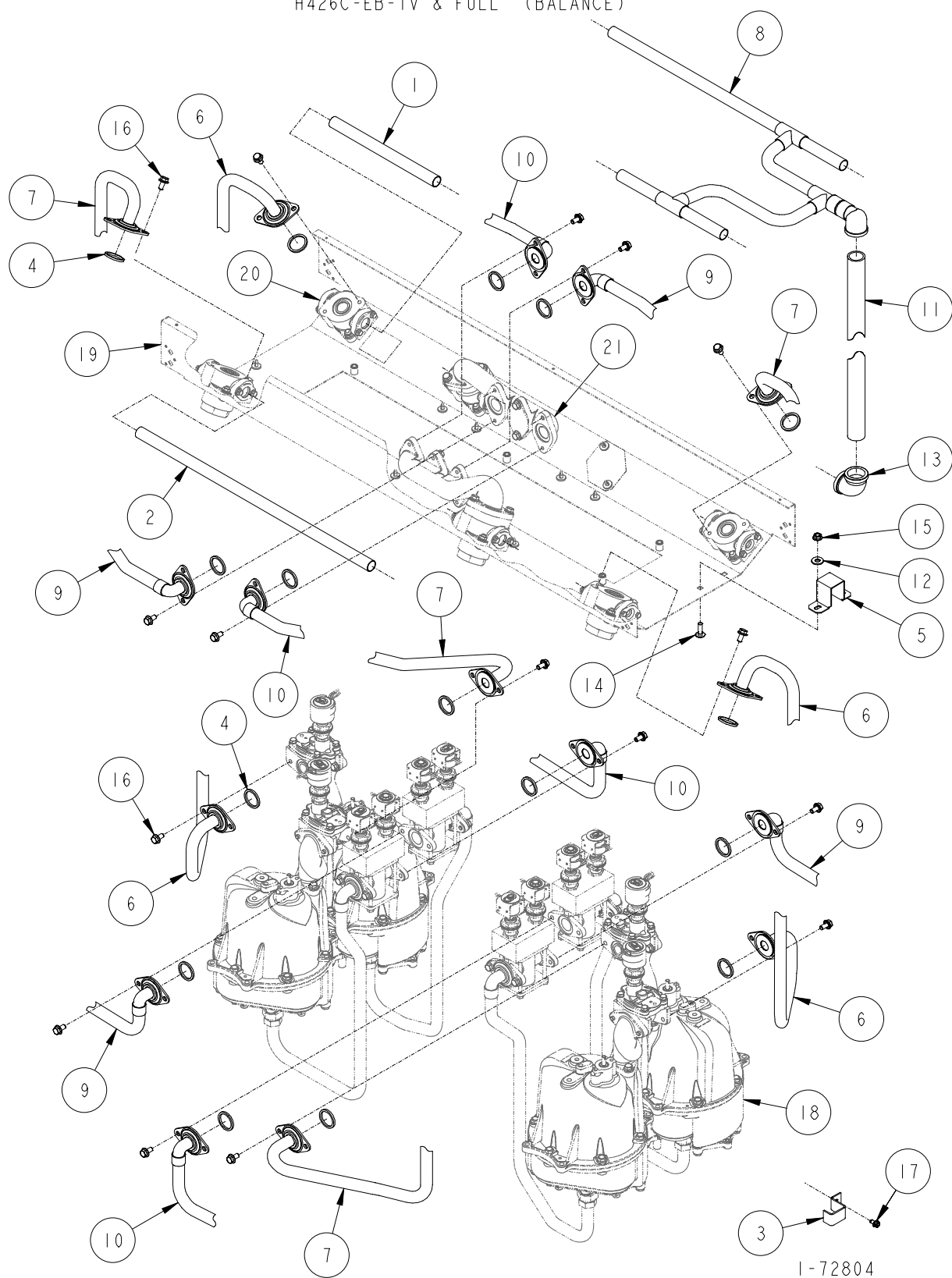
Reference for Tokheim internal use only:

321170	Fuel Tube Hydraulic Assembly
422624	Raceway Assembly

1-72800

4  
B

DISCHARGE ASSEMBLY  
H426C-EB-IV & FULL (BALANCE)



## DISCHARGE ASSEMBLY

### H426C-EB-IV & FULL (BALANCE)

ITEM NO.	PART NO.	DESCRIPTION
1	7-230486	Copper Tube Nipple
2	94-230486	Copper Tube Nipple
3	1-231856	Discharge Tube Bracket
4	13-313235	Gasket
5	1-321154	Down Pipe Bracket
6	1-422641	Fuel Discharge Tube
7	1-422642	Fuel Discharge Tube
8	2-422689	Vapor Outlet Tube
9	1-422707	Fuel Discharge Tube
10	1-422706	Fuel Discharge Tube
11	335-50510	1-1/2" x 81-1/2" Long Pipe
12	03-50611	5/16 Plate Washer
13	06-51700	1" x 90° Elbow - Banded
14	39-52198	5/16-18 x 1" Long Carriage Bolt
15	02-54752	5/16-18 M-F Flange Whiz Lock Nut
16	35-55132	5/16-18 x 5/8" Long M-F Flange Whiz Lock Screw
17	69-55392	1/4 x 1/2" Long Hex Washer Head Tapping Screw
18	<u>For parts call out of Meter &amp; Hydraulics Assembly see 72729.</u>	
19	<u>For parts call out of Chassis Assembly see 72724.</u>	
20	<u>For parts call out of Outlet Adapter Assembly see 72752.</u>	
21	<u>For parts call out of Outlet Adapter Assembly see 72760.</u>	

Reference for Tokheim internal use only:

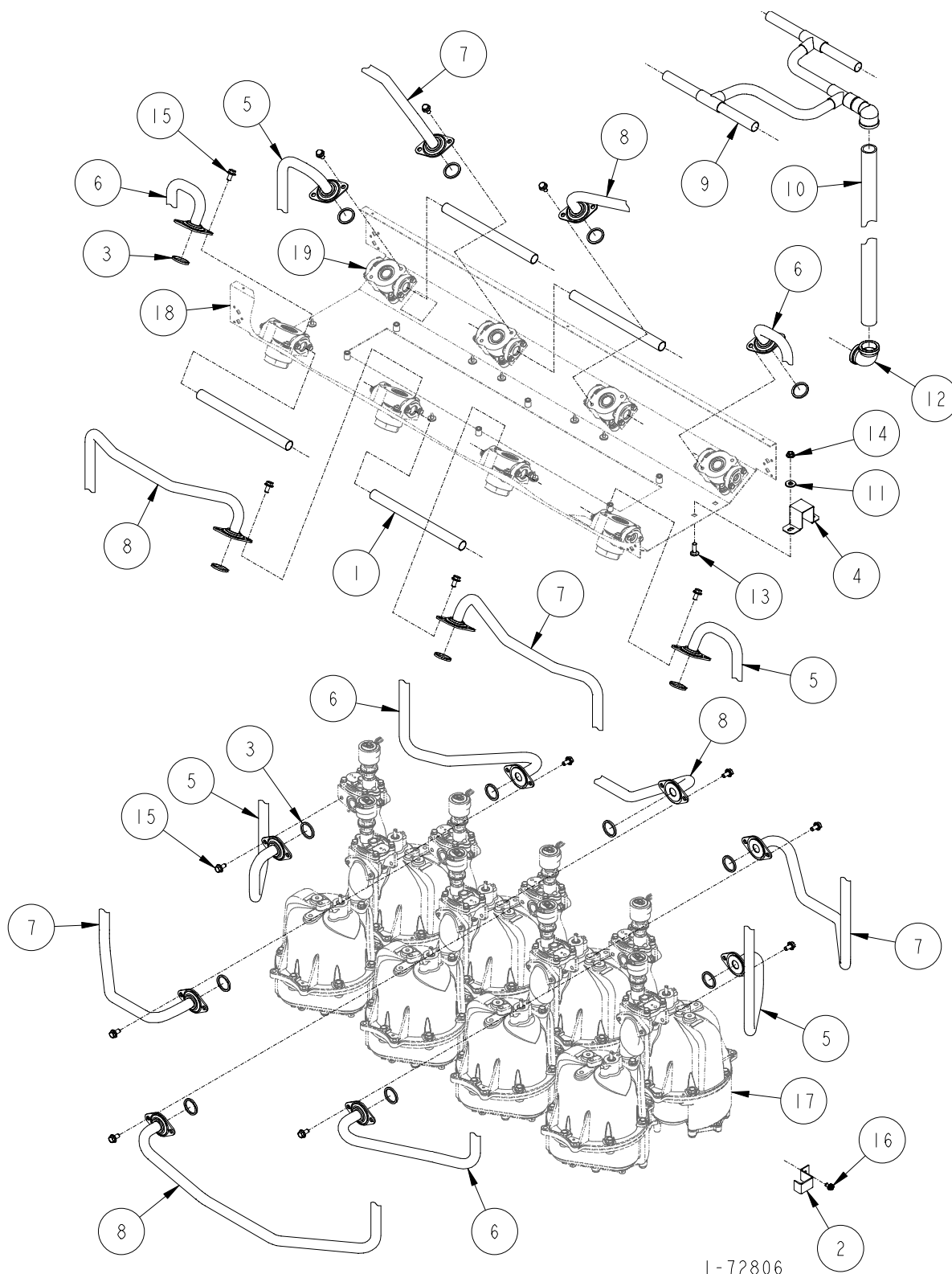
321170	Fuel Tube Hydraulic Assembly
422624	Raceway Assembly

1-72804



## **DISCHARGE ASSEMBLY**

H428C-IV & Full (Balance) & H428D-IV & Full (Balance)





**DISCHARGE ASSEMBLY****H428C-IV & Full (Balance) & H428D-IV & Full (Balance)**

ITEM NO.	PART NO.	DESCRIPTION
1	7-230486	Copper Tube Nipple
2	1-231856	Discharge Tube Bracket
3	13-313235	Gasket
4	1-321154	Down Pipe Bracket
5	1-422641	Fuel Discharge Tube
6	1-422642	Fuel Discharge Tube
7	1-422694	Fuel Discharge Tube
8	1-422695	Fuel Discharge Tube
9	1-422689	Vapor Outlet Tube
10	335-50510	1-1/2" x 81-1/2" Long Pipe
11	03-50611	5/16 Plate Washer
12	06-51700	1" x 90° Elbow - Banded
13	39-52198	5/16-18 x 1" Long Carriage Bolt
14	02-54752	5/16-18 M-F Flange Whiz Lock Nut
15	35-55132	5/16-18 x 5/8" Long M-F Flange Whiz Lock Screw
16	69-55392	1/4 x 1/2" Long Hex Washer Head Tapping Screw
17	<u>For parts call out of Meter &amp; Hydraulics Assembly see 72726.</u>	
18	<u>For parts call out of Chassis Assembly see 72724.</u>	
19	<u>For parts call out of Outlet Adapter Assembly see 72752.</u>	

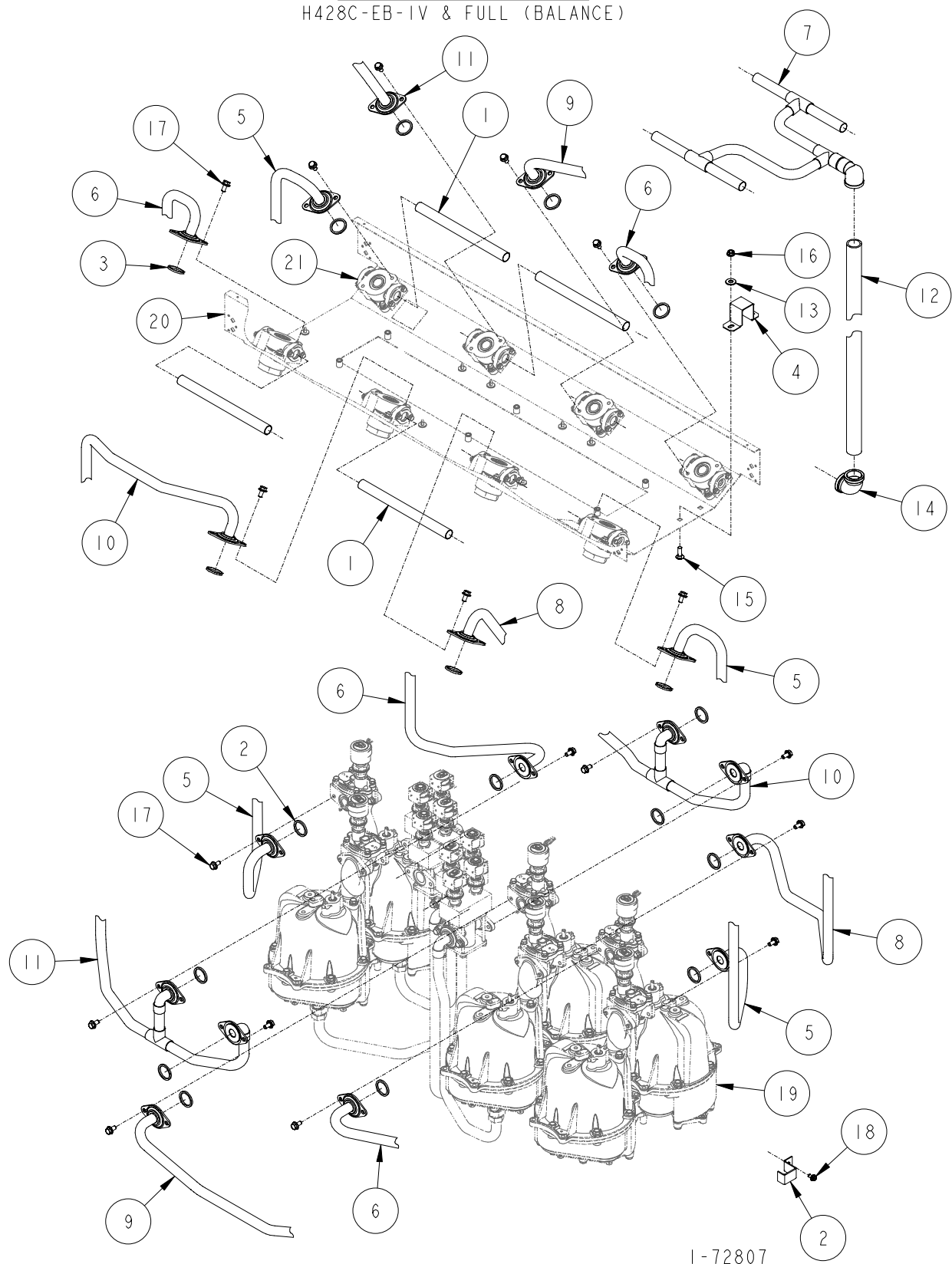
Reference for Tokheim internal use only:

321170	Fuel Tube Hydraulic Assembly
422624	Raceway Assembly

1-72806

4  
B

DISCHARGE ASSEMBLY  
H428C-EB-IV & FULL (BALANCE)



## DISCHARGE ASSEMBLY

### H428C-EB-IV & FULL (BALANCE)

ITEM NO.	PART NO.	DESCRIPTION
1	7-230486	Copper Tube Nipple
2	1-231856	Discharge Tube Bracket
3	13-313235	Gasket
4	1-321154	Down Pipe Bracket
5	1-422641	Fuel Discharge Tube
6	1-422642	Fuel Discharge Tube
7	1-422689	Vapor Outlet Tube
8	1-422694	Fuel Discharge Tube
9	1-422720	Fuel Discharge Tube
10	1-422721	Fuel Discharge Tube
11	1-422722	Fuel Discharge Tube
12	335-50510	1-1/2" x 81-1/2" Long Pipe
13	03-50611	5/16 Plate Washer
14	06-51700	1" x 90° Elbow - Banded
15	39-52198	5/16-18 x 1" Long Carriage Bolt
16	02-54752	5/16-18 M-F Flange Whiz Lock Nut
17	35-55132	5/16-18 x 5/8" Long M-F Flange Whiz Lock Screw
18	69-55392	1/4 x 1/2" Long Hex Washer Head Tapping Screw
19	<u>For parts call out of Meter &amp; Hydraulics Assembly see 72726.</u>	
20	<u>For parts call out of Chassis Assembly see 72724.</u>	
21	<u>For parts call out of Outlet Adapter Assembly see 72752.</u>	

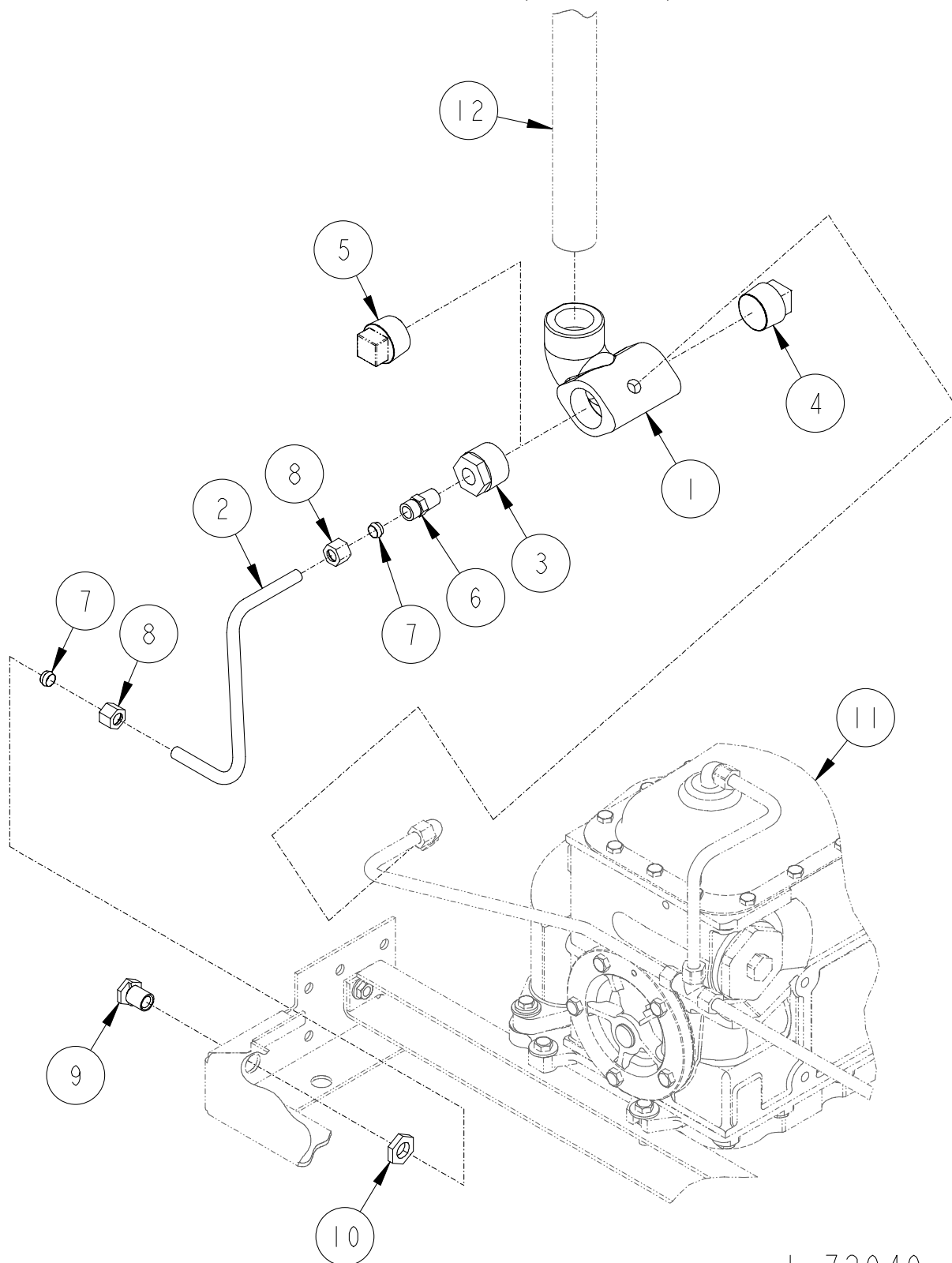
Reference for Tokheim internal use only:

321170      Fuel Tube Hydraulic Assembly  
 422624      Raceway Assembly

1-72807

## **SUCTION VAPOR ASSEMBLY**

INTERIM & FULL (BALANCE)



1-72949

## SUCTION VAPOR ASSEMBLY INTERIM & FULL (BALANCE)

ITEM NO.	PART NO.	DESCRIPTION	ITEM NO.	PART NO.	DESCRIPTION
1	2-319405	Offset Tee	12	<u>For parts call out of Discharge Assembly see:</u>	
2	<u>Vapor Vent Tube</u>		72739	H311C, H311D	
	1-233739	30"	72741	H312C, H312D	
	1-321347	45"	72743	H322C, H322D	
3	14-51852	1" x 1/4" Hex Bushing	72745	H322C-B3/5	
4	06-51900	1" Pipe Plug	72747	H324C, H324D	
5	06-51900	1" Pipe Plug	72797	H422C, H422D	
6	05-52010	Compression Connector	72798	H422C-B3/5	
7	05-52040	Compression Sleeve	72799	H413C, H413D	
8	14-52040	Compression Nut	72800	H426C, H426D	
9	8300073	Air Separator Vent	72802	H424C-B3/4-IN/FN	
10	8300074	Air Separator Vent Nut	72803	H424C-B3/4+ Diesel	
11	<u>For parts call out of Suction System see:</u>		72804	H426C-EB	
	72897	H311C, H311D & H311C-SB3/5	72805	H414C, H414D	
	72898	H322C, H322D & H322C-SB3/5	72807	H428C-EB	
	72899	H312C & H312D	72936	H422C-B3/5MR	
	72900	H324C & H324D	72940	H424C-B3/4TL-IN/FN	
	72901	H413C & H413D	72941	H424C-B3/4TR-IN/FN	
	72902	H426C & H426D	72942	H413C-EB	
	72903	H424C-SB3/4	<u>Reference for Tokheim internal use only:</u>		
	72904	H428C-SEB	321170	Fuel Tube Hydraulic Assembly (45")	
			321212	Fuel Tube Hydraulic Assembly (30")	

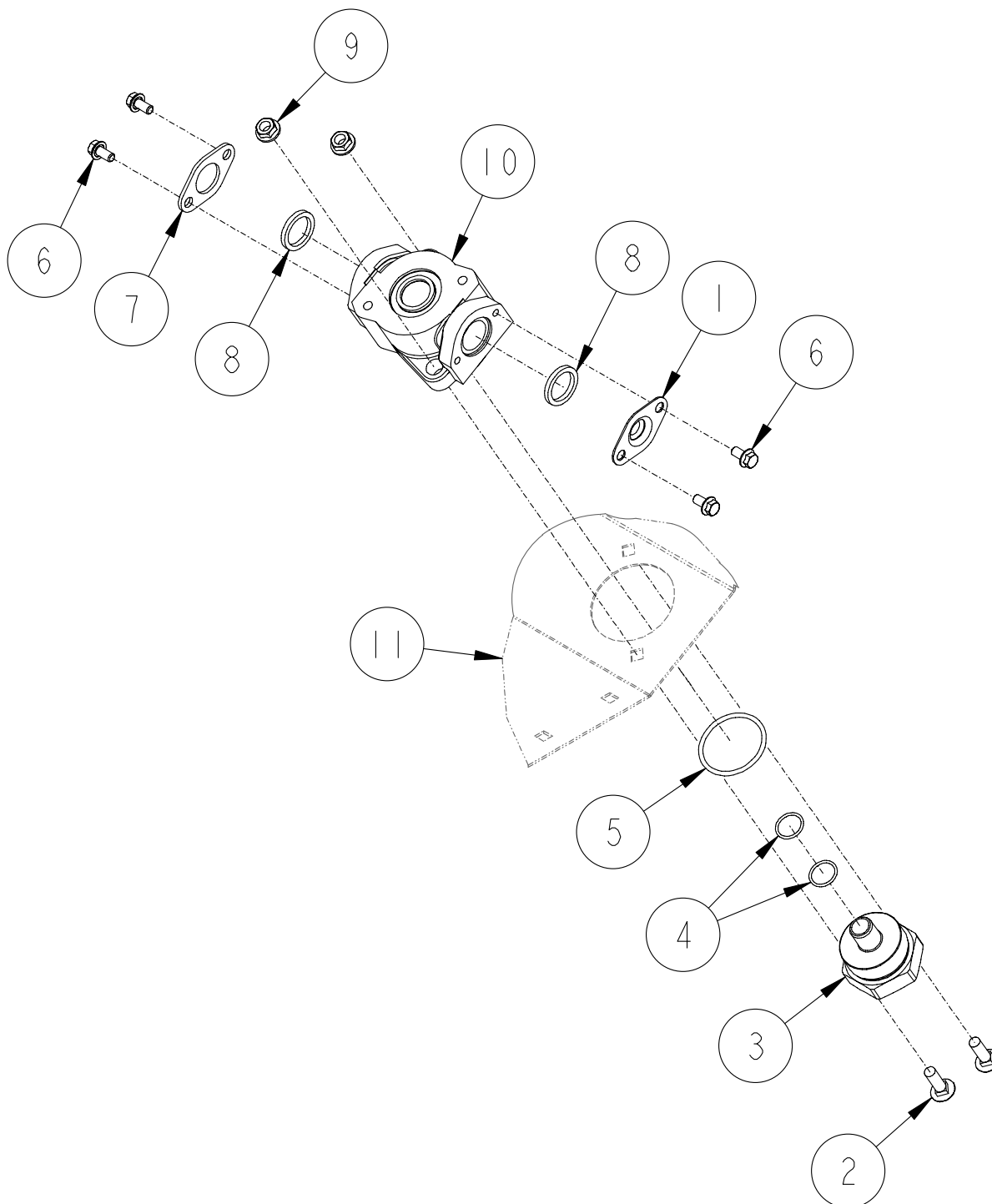
1-72949

1-72949

**4  
B**

# OUTLET ADAPTER ASSEMBLY

## INTERIM/FULL VAPOR (BALANCE)



2-72752

## OUTLET ADAPTER ASSEMBLY

### Interim/Full Vapor (Balance)

## ITEM PART

NO.	NO.	DESCRIPTION
-----	-----	-------------

- |    |  |   |
|----|--|---|
| 1  | 1-231836   | Vapor Cap                                     |
| 2  | 39-52198   | 5/16-18 x 1" Long Carriage Bolt               |
| 3  | <u>Outlet Adapter</u>                              |   |
|    | 1-227838   | 3/4" Non-Swivel (Interim Vapor only)          |
|    | 1-232274   | Flow Inverted (MaxVac only)                   |
| 4  | 11-318940  | "O" Ring (MaxVac only)                        |
| 5  | 27-318940  | "O" Ring (Interim Vapor & MaxVac only)        |
| 6  | 05-55132   | 1/4-20 x 1/2" Long M-F Flange Whiz Lock Screw |
| 7  | 1-132494   | Vapor Flange                                  |
| 8  | 13-313235  | Gasket  |
| 9  | 02-54752   | 5/16-18 M-F Flange Whiz Lock Nut              |
| 10 | 1-422007   | Outlet Adapter                                |
| 11 | <u>For parts call out of Chassis Assembly see:</u> |   |
|    | 72779  | H300C & H300D Series                          |
|    | 72724  | H400C & H400D Series                          |

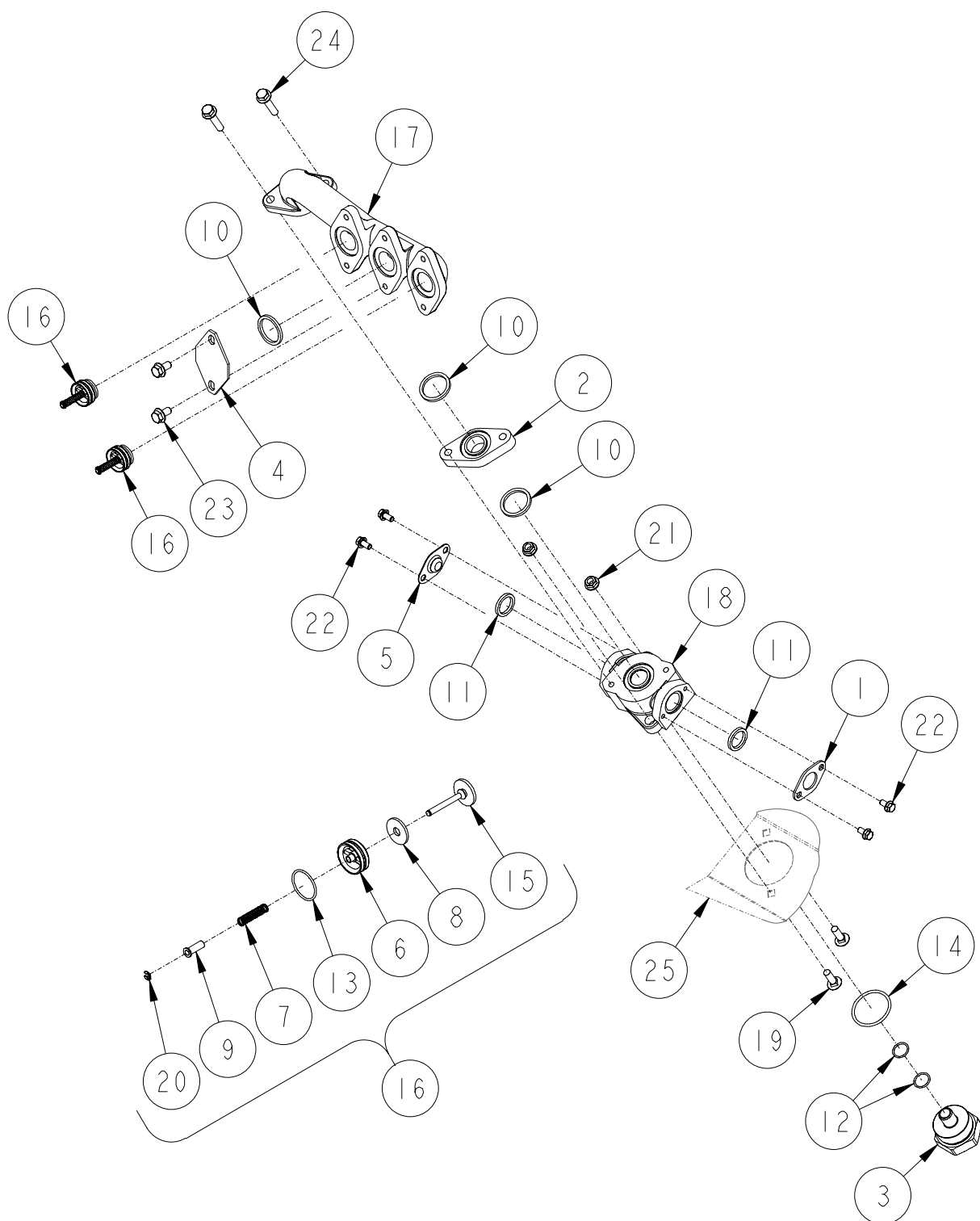
Reference for Tokheim internal use only:

- |        |   |
|--------|---|
| 422624 | Raceway Assembly (H400C & H400D Series) |
| 422740 | Raceway Assembly (H300C & H300D Series) |

2-72752

4  
B

## OUTLET ADAPTER ASSEMBLY INTERIM/FULL VAPOR (BALANCE)



3-72760



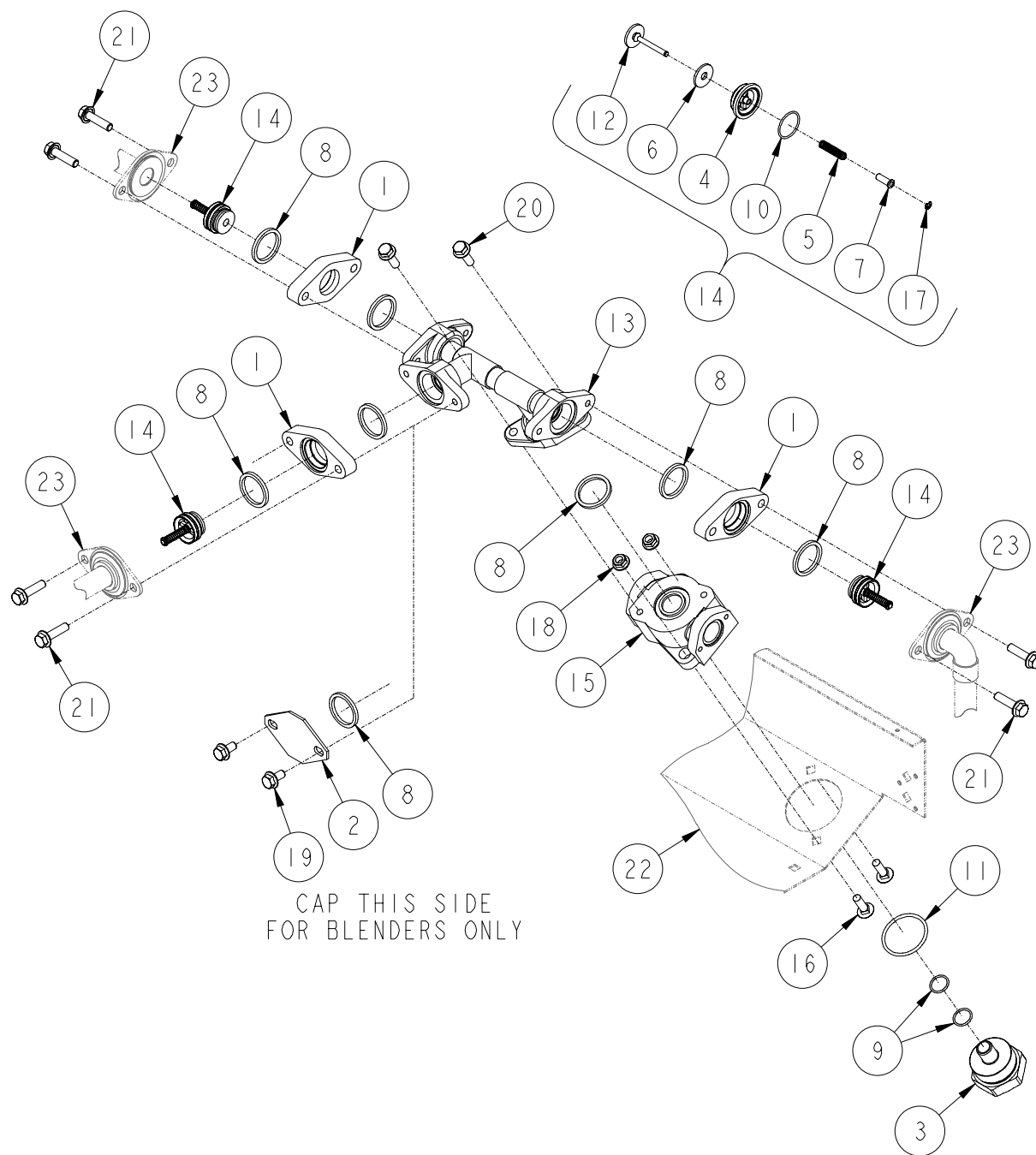
## OUTLET ADAPTER ASSEMBLY

### INTERIM/FULL VAPOR (BALANCE)

ITEM NO.	PART NO.	DESCRIPTION	ITEM NO.	PART NO.	DESCRIPTION
1	1-132494	Vapor Flange	17	<u>Outlet Manifold</u>	
2	4-227299	Flange (Used with old Outlet Manifold 1-421962 only)		1-421962	Old Design (No longer used)
				1-423000	New Design
3	<u>Outlet Adapter</u>		18	1-422007	Outlet Adapter
	1-227838	3/4" Non-Swivel	19	39-52198	5/16-18 x 1" Long Carriage Bolt
	1-232274	Flow Inverted (MaxVac Only)	20	05-52482	Truarc Retaining Ring
4	1-228345	Manifold Cap	21	02-54752	5/16-18 M-F Flange Whiz Lock Nut
5	1-231836	Vapor Cap	22	05-55132	1/4-20 x 1/2" Long M-F Flange Whiz Lock Screw
6	<u>Check Valve Seat</u>		23	35-55132	5/16-18 x 5/8" Long M-F Flange Whiz Lock Screw
	1-233801	All models except Canada	24	41-55132	M-F Flange Whiz Lock Screw
	2-233801	Canada			
7	1-233802	Spring	25	<u>For parts call out of Chassis Assembly see:</u>	
8	1-233805	Poppet Seal		72779	H300C Series
9	1-233807	Stem Sleeve		72724	H400C Series
10	13-313235	Gasket		<u>Reference for Tokheim internal use only:</u>	
11	20-313235	Gasket		422740	Raceway Assembly (H300C & H300D Series)
12	11-318940	"O" Ring (MaxVac only)			
13	18-318940	"O" Ring			
14	27-318940	"O" Ring			
15	<u>Poppet Assembly</u>				
	1-321451	All models except Canada			
	2-321451	Canada			
16	<u>Check Valve Assembly</u>				
	321452-1	All models except Canada			
	321452-2	Canada			

3-72760

OUTLET ADAPTER ASSEMBLY  
(INTERIM / FULL BALANCE VAPOR)



## OUTLET ADAPTER ASSEMBLY

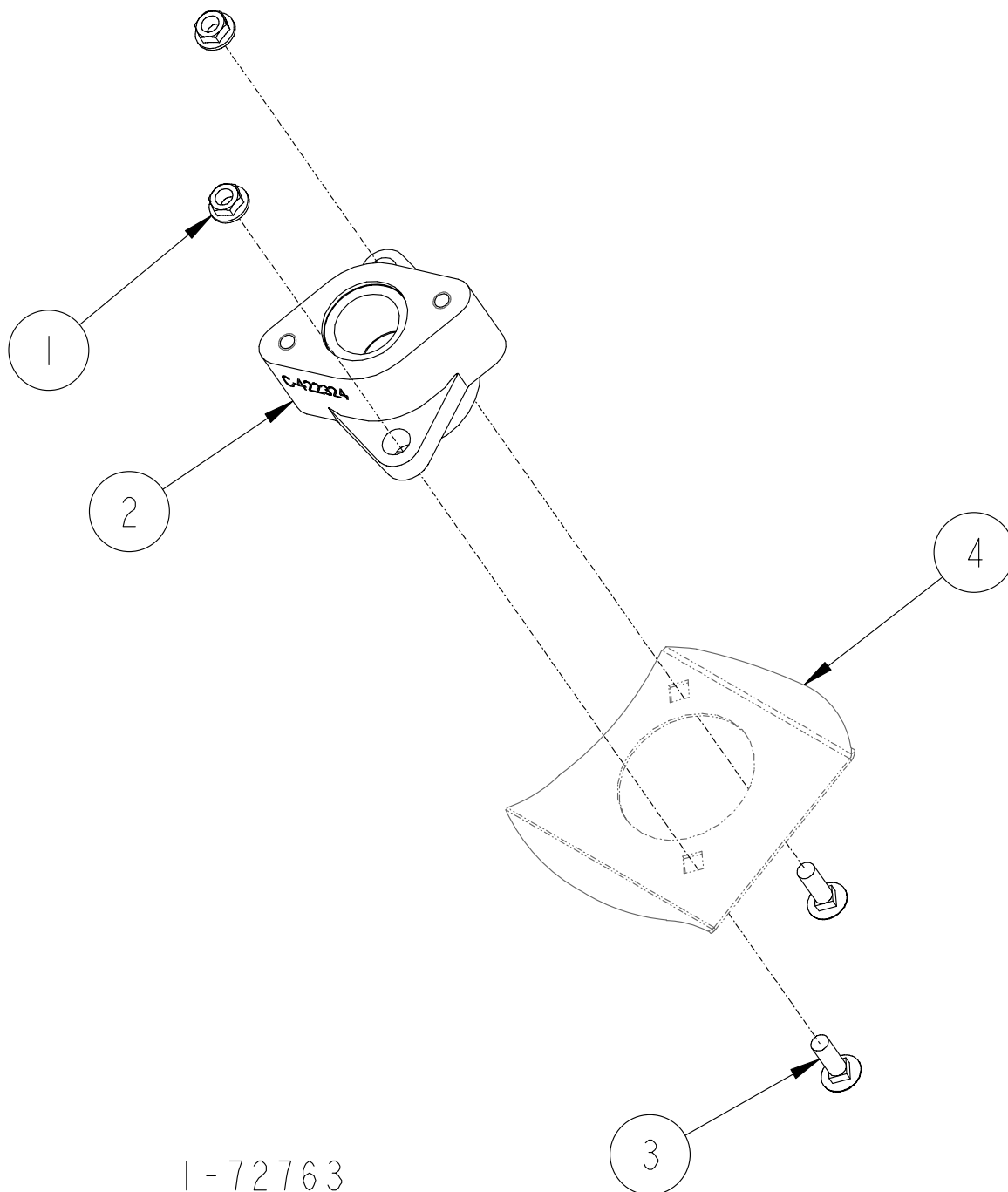
### INTERIM / FULL (BALANCE)

ITEM NO.	PART NO.	DESCRIPTION	ITEM NO.	PART NO.	DESCRIPTION
1	5-227299	Flange	17	05-52482	Truarc Retaining Ring
2	1-228345	Manifold Cap	18	02-54752	5/16-18 M-F Flange Whiz Lock Nut
3	<u>Outlet Adapter</u>		19	35-55132	5/16-18 x 5/8" Long M-F Flange Whiz Lock Screw
	1-227838	3/4" Non-Swivel	20	38-55132	5/16-18 x 1" Long M-F Flange Whiz Lock Screw
	1-232274	Flow Inverted (MaxVac only)	21	40-55132	5/16-18 x 1-1/4" Long M-F Flange Whiz Lock Screw
4	<u>Check Valve Seat</u>		22	<u>For parts call out of Chassis Assembly see 72724</u>	
	1-233801	All models except Canada	23	<u>For parts call out of Discharge Assembly see:</u>	
	2-233801	Canada		72801	H424C-IV
5	1-233802	Spring		72802	H424C-B3/4-IN/FN
6	1-233805	Poppet Seal		72803	H424C-B3/4+DEISEL-IV
7	1-233807	Stem Sleeve		72936	H422C-B3/5MR
8	13-313235	Gasket		72937	H424C-IN/FN
9	11-318940	"O" Ring (MaxVac only)		72939	H424C/D-TRIN/FN
10	18-318940	"O" Ring		72941	H424C-B3/4TR-IN/FN
11	27-318940	"O" Ring		<u>Reference for Tokheim internal use only:</u>	
12	<u>Poppet Assembly</u>			422624	Raceway Assembly (H400C & H400D Series)
	1-321451	All models except Canada			
	2-321451	Canada			
13	1-321491	Manifold Assembly			
14	<u>Check Valve Assembly</u>				
	321452-1	All models except Canada			
	321452-2	Canada			
15	1-422007	Outlet Adapter			
16	39-52198	5/16-18 x 1" Long Carriage Bolt			

2-72819

## **OUTLET ADAPTER ASSEMBLY**

NON VAPOR



## OUTLET ADAPTER ASSEMBLY

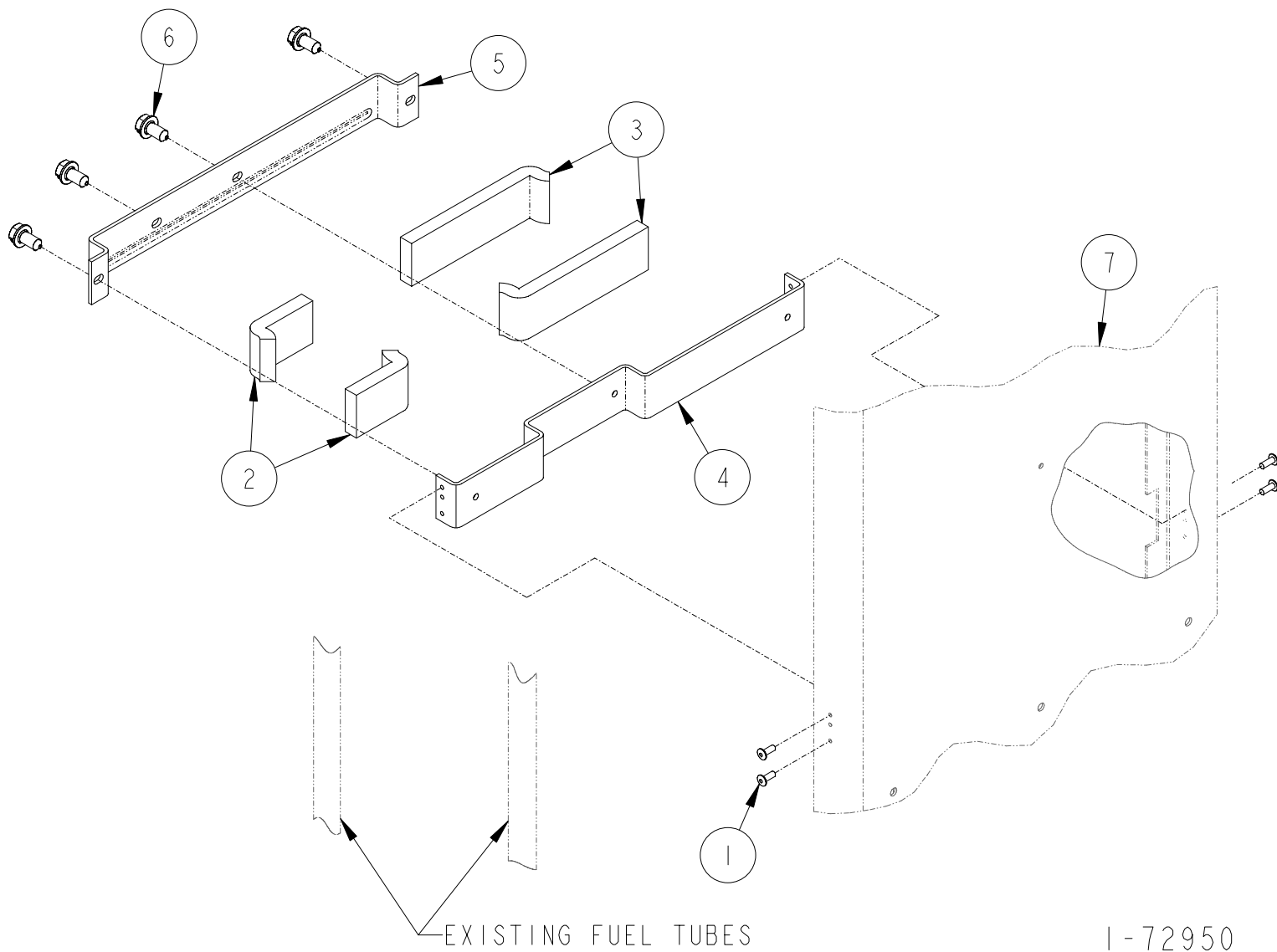
### (NON VAPOR)

ITEM NO.	PART NO.	DESCRIPTION
1	02-54752	5/16-18 M-F Flange Whiz Lock Nut
2	<u>Outlet Adapter</u>	
	1-422324	3/4"
	2-422324	1"
3	39-52198	5/16-18 x 1" Long Carriage Bolt
4	<u>For parts call out of Chassis Assembly see:</u>	
	72779	H300C & H300D Series
	72724	H400C & H400D Series
	<u>Reference for Tokheim internal use only:</u>	
	422624	Raceway Assembly (H400C & H400D Series)
	422740	Raceway Assembly (H300C & H300D Series)

4  
B

1-72763

FUEL TUBE CLAMP ASSEMBLY



1-72950

**FUEL TUBE CLAMP ASSEMBLY**

ITEM NO.	PART NO.	DESCRIPTION
----------	----------	-------------

1	2-128281	Rivet
2	15-317638	Cushion
3	49-317638	Cushion
4	1-321415	Tube Bracket
5	1-321416	Tube Holder
6	69-55392	1/4 x 1/2" Long Hex Washer Head Tapping Screw

7 For parts call out of Chassis Assembly see:

72779          45"

72724          30"

Reference for Tokheim internal use only:

321170          45"

321212          30"

1-72950





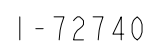
# SECTION

# 4C

## 898 Discharge Hydraulics (Max Vac)

	Page Number		Page Number
<u>Discharge Assembly</u>		<u>Discharge Assembly (Continued)</u>	
H311C & H311D .....	4C-2, 4C-3	H426C-EB .....	4C-54, 4C-55
These pages reserved for future use .....	4C-4, 4C-5	H428C & H428D .....	4C-56, 4C-57
H312C & H312D .....	4C-6, 4C-7	H428C-EB .....	4C-58, 4C-59
H322C & H322D .....	4C-8, 4C-9	<u>Outlet Adapter Assembly</u>	
H322C-B3/5 .....	4C-10, 4C-11	H311C, H312C, H322C, H324C, H413C, H424C, H424C-B3/4, H424C-B3/4+DIESEL, H426C, H426C-EB, H428C, H428C-EB, H311D, H312D, H322D, H324D, H413D, H424D, H426D, H428D .....	4C-60, 4C-61
H324C & H324D .....	4C-12, 4C-13	H322C-B3/5, H422C, H422C-B3/5, H424C, H424C-B3/4, H426C-EB, H422D, H424D .....	4C-62, 4C-63
These pages reserved for future use .....	4C-14, 4C-15	H424C-IV, H424C-B3/4-IV, H424C-B3/4-TLIN/FN, H424C-B3/4-TRIN/FN .....	4C-64, 4C-65
H411C-B3/5 .....	4C-16, 4C-17	Non Vapor .....	4C-66, 4C-67
These pages reserved for future use .....	4C-18—4C-25	MaxVac Assembly .....	4C-68, 4C-69
H413C & H413D .....	4C-26, 4C-27	Fuel Tube Clamp Assembly .....	4C-70, 4C-71
H413C-EB .....	4C-28—4C-29		
These pages reserved for future use .....	4C-30—4C-33		
H422C & H422D .....	4C-34, 4C-35		
H422C-B3/5 .....	4C-36, 4C-37		
H424C & H424D .....	4C-38, 4C-39		
H424C-TL & H424D-TL ....	4C-40, 4C-41		
H424C-TR & H424D-TR ....	4C-42, 4C-43		
H424C-B3/4 .....	4C-44, 4C-45		
H424C-B3/4-TL .....	4C-46, 4C-47		
H424C-B3/4-TR .....	4C-48, 4C-49		
H424C-B3/4-MN .....	4C-50, 4C-51		
H426C & H426D .....	4C-52, 4C-53		

## H311C-MV &amp; H311D-MV



## DISCHARGE ASSEMBLY

### H311C-MV & H311C-MV

ITEM NO.	PART NO.	DESCRIPTION
1	1-231856	Discharge Tube Bracket
2	13-313235	Gasket
3	1-321154	Down Pipe Bracket
4	1-422641	Fuel Discharge Tube
5	2-422735	Vapor Outlet Tube
6	2-422736	Vapor Outlet Tube
7	335-50510	1-1/2" x 81-1/2" Long Pipe
8	03-50611	5/16 Plate Washer
9	06-51700	1" x 90° Elbow - Banded (Remote Control)
	2-319405	Offset Tee (Suction System)
10	39-52198	5/16-18 x 1" Long Carriage Bolt
11	02-54752	5/16-18 M-F Flange Whiz Lock Nut
12	35-55132	5/16-18 x 5/8" Long M-F Flange Whiz Lock Screw
13	69-55392	1/4 x 1/2" Long Hex Washer Head Tapping Screw
14	<u>For parts call out of Meter &amp; Hydraulics Assembly see 72726.</u>	
15	<u>For parts call out of Chassis Assembly see 72779.</u>	
16	<u>For parts call out of Outlet Adaptor Assembly see 72753.</u>	
17	<u>For parts call ot of MaxVac Pump Assembly see 72751.</u>	
<u>Reference for Tokheim internal use only:</u>		
	321212	Fuel Tube Hydraulic Assembly
	422740	Raceway Assembly

1-72740



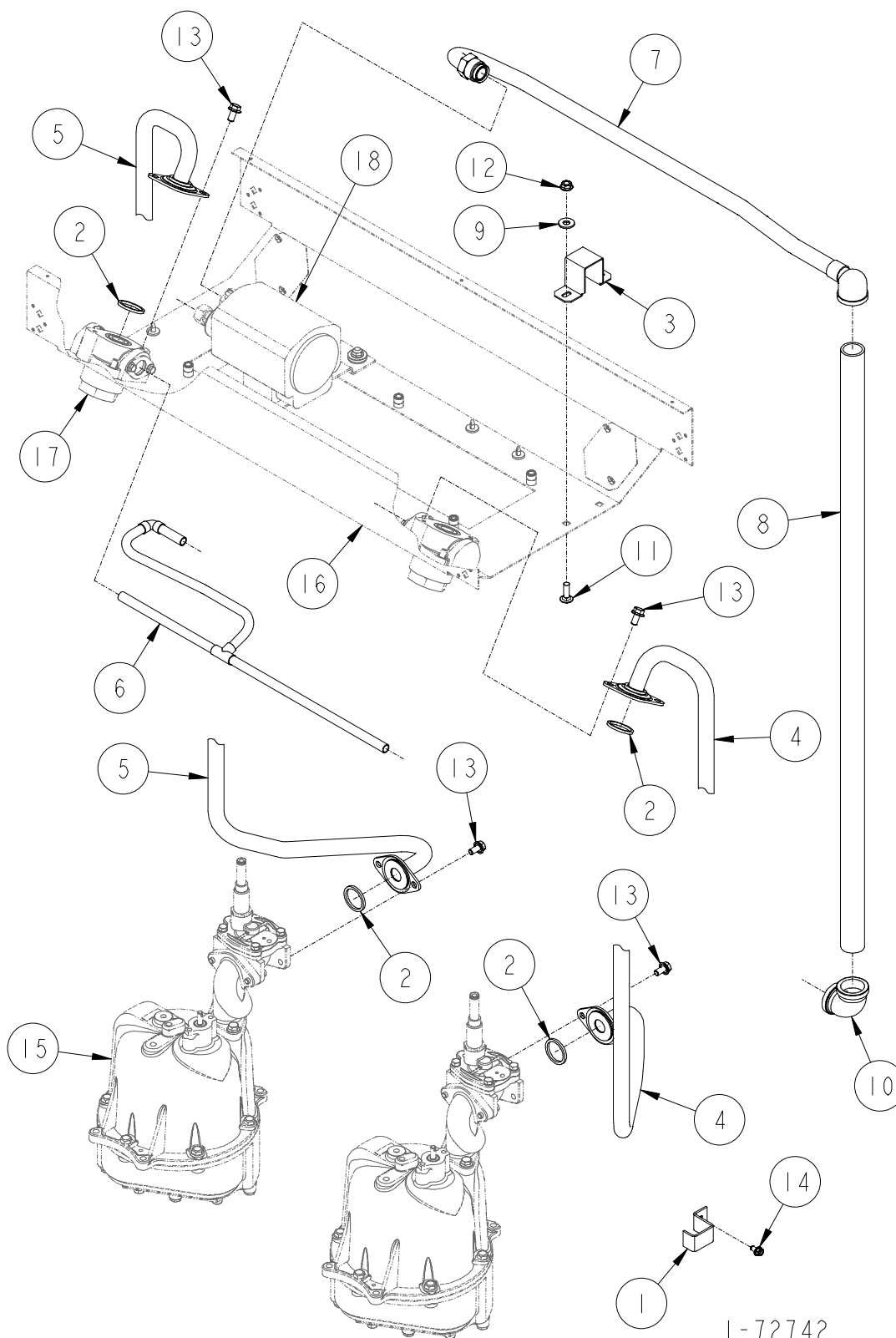
This page reserved for future use.

This page reserved for future use.

4  
C

## **DISCHARGE ASSEMBLY**

H312C-MV & H312D-MV



1-72742

## DISCHARGE ASSEMBLY

### H312C-MV & H312D-MV

ITEM NO.	PART NO.	DESCRIPTION
1	1-231856	Discharge Tube Bracket
2	13-313235	Gasket
3	1-321154	Down Pipe Bracket
4	1-422641	Fuel Discharge Tube
5	1-422642	Fuel Discharge Tube
6	2-422735	Vapor Outlet Tube
7	2-422736	Vapor Outlet Tube
8	335-50510	1-1/2" x 81-1/2" Long Pipe
9	03-50611	5/16 Plate Washer
10	06-51700	1" x 90° Elbow - Banded (Remote Control)
	2-319405	Offset Tee (Suction System)
11	39-52198	5/16-18 x 1" Long Carriage Bolt
12	02-54752	5/16-18 M-F Flange Whiz Lock Nut
13	35-55132	5/16-18 x 5/8" Long M-F Flange Whiz Lock Screw
14	69-55392	1/4 x 1/2" Long Hex Washer Head Tapping Screw
15	<u>For parts call out of Meter &amp; Hydraulics Assembly see 72726.</u>	
16	<u>For parts call out of Chassis Assembly see 72779.</u>	
17	<u>For parts call out of Outlet Adaptor Assembly see 72753.</u>	
18	<u>For parts call out of MaxVac Pump Assembly see 72751.</u>	

Reference for Tokheim internal use only:

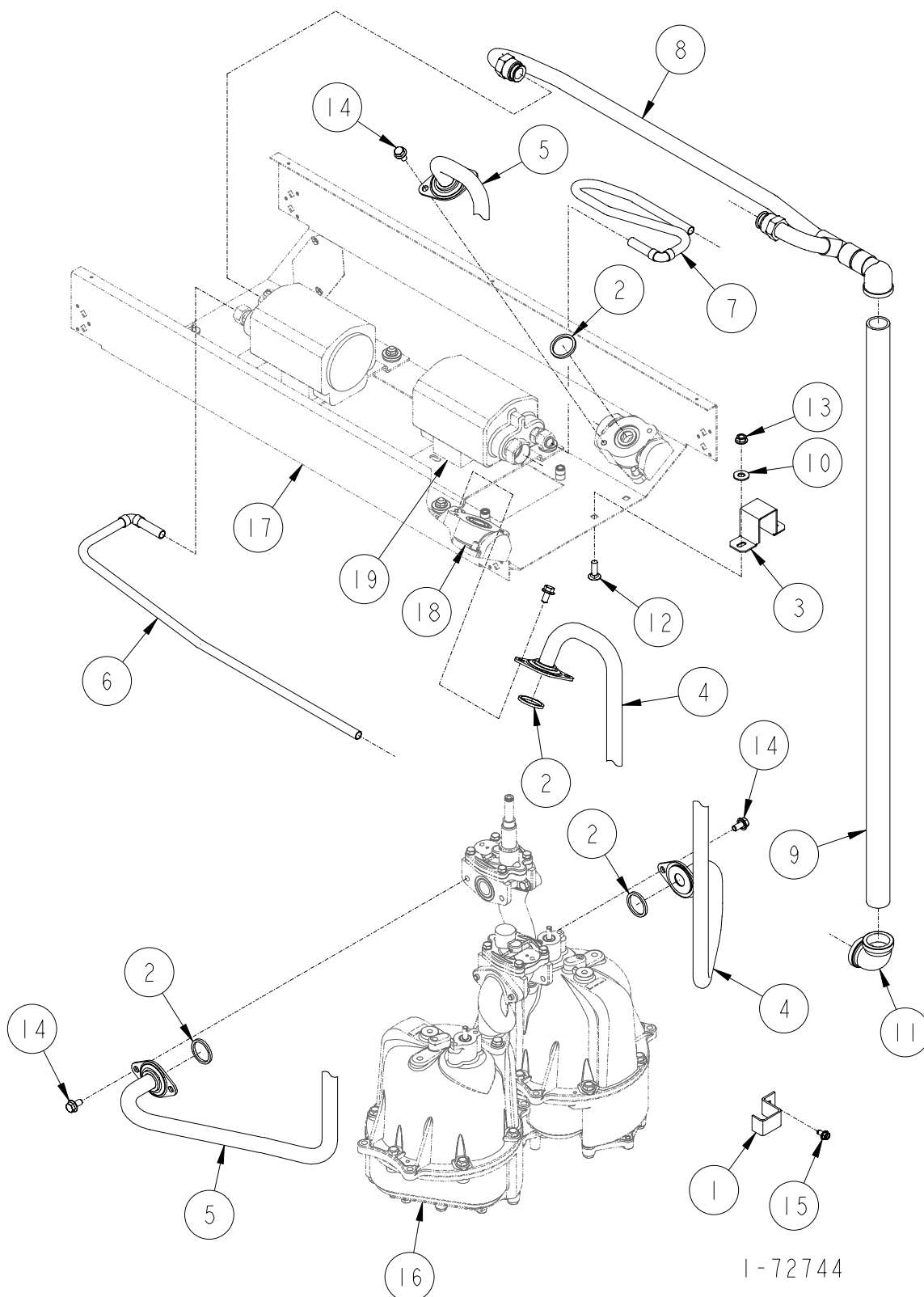
321212      Fuel Tube Hydraulic Assembly  
 422740      Raceway Assembly

*1-72742*

4  
C

## **DISCHARGE ASSEMBLY**

H322C-MV & H322D-MV



1-72744



## DISCHARGE ASSEMBLY

### H322C-MV & H322D-MV

ITEM NO.	PART NO.	DESCRIPTION
1	1-231856	Discharge Tube Bracket
2	13-313235	Gasket
3	1-321154	Down Pipe Bracket
4	1-422641	Fuel Discharge Tube
5	1-422642	Fuel Discharge Tube
6	2-422735	Vapor Outlet Tube
7	3-422735	Vapor Outlet Tube
8	1-422736	Vapor Outlet Tube
9	335-50510	1-1/2" x 81-1/2" Long Pipe
10	03-50611	5/16 Plate Washer
11	06-51700	1" x 90° Elbow - Banded (Remote Control)
	2-319405	Offset Tee (Suction System)
12	39-52198	5/16-18 x 1" Long Carriage Bolt
13	02-54752	5/16-18 M-F Flange Whiz Lock Nut
14	35-55132	5/16-18 x 5/8" Long M-F Flange Whiz Lock Screw
15	69-55392	1/4 x 1/2" Long Hex Washer Head Tapping Screw
16	<u>For parts call out of Meter &amp; Hydraulics Assembly see 72726.</u>	
17	<u>For parts call out of Chassis Assembly see 72779.</u>	
18	<u>For parts call out of Outlet Adaptor Assembly see 72753.</u>	
19	<u>For parts call out of MaxVac Pump Assembly see 72751.</u>	

Reference for Tokheim internal use only:

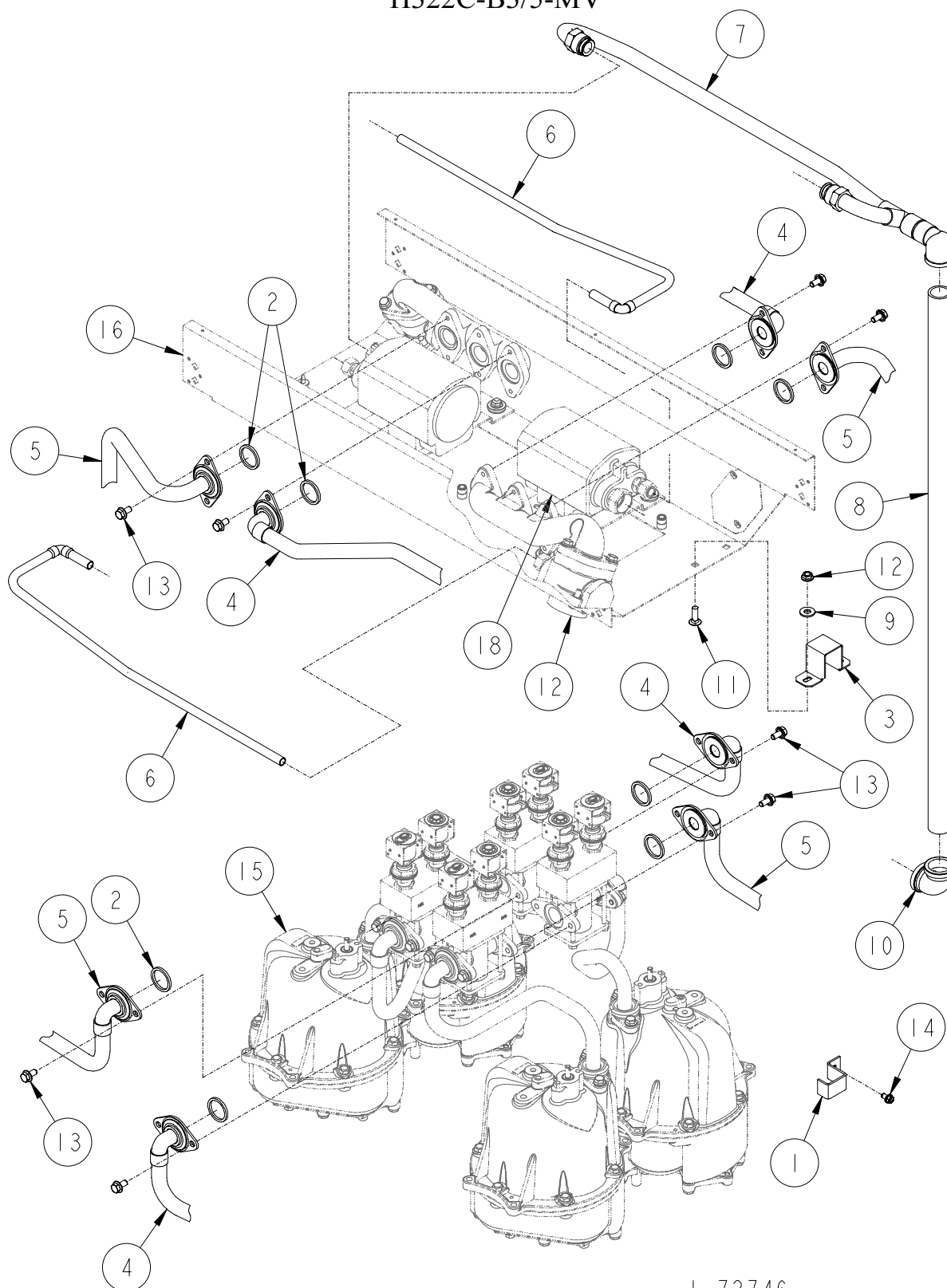
321212      Fuel Tube Hydraulic Assembly  
 422740      Raceway Assembly

1-72744

4  
C

## **DISCHARGE ASSEMBLY**

H322C-B3/5-MV



1-72746

## DISCHARGE ASSEMBLY

### H322C-B3/5-MV

ITEM NO.	PART NO.	DESCRIPTION
1	1-231856	Discharge Tube Bracket
2	13-313235	Gasket
3	1-321154	Down Pipe Bracket
4	1-422696	Fuel Discharge Tube
5	1-422711	Fuel Discharge Tube
6	2-422735	Vapor Outlet Tube
7	1-422736	Vapor Outlet Tube
8	335-50510	1-1/2" x 81-1/2" Long Pipe
9	03-50611	5/16 Plate Washer
10	06-51700	1" x 90° Elbow - Banded (Remote Control)
	2-319405	Offset Tee (Suction System)
11	39-52198	5/16-18 x 1" Long Carriage Bolt
12	02-54752	5/16-18 M-F Flange Whiz Lock Nut
13	35-55132	5/16-18 x 5/8" Long M-F Flange Whiz Lock Screw
14	69-55392	1/4 x 1/2" Long Hex Washer Head Tapping Screw
15	<u>For parts call out of Meter &amp; Hydraulics Assembly see 72726.</u>	
16	<u>For parts call out of Chassis Assembly see 72779.</u>	
17	<u>For parts call out of Outlet Adaptor Assembly see 72762.</u>	
18	<u>For parts call out of MaxVac Pump Assembly see 72751.</u>	

Reference for Tokheim internal use only:

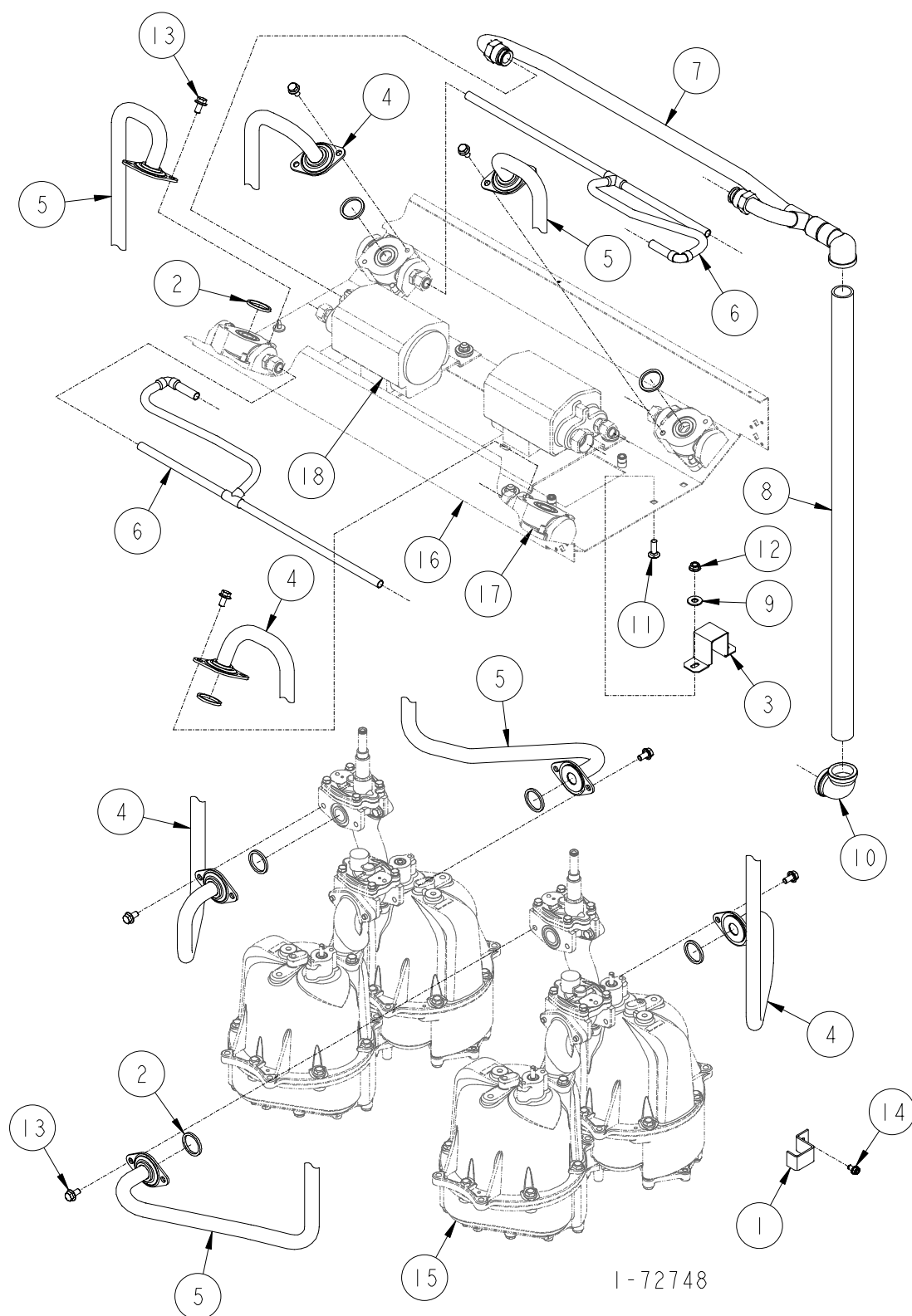
321212      Fuel Tube Hydraulic Assembly  
 422740      Raceway Assembly

*1-72746*

4  
C

## **DISCHARGE ASSEMBLY**

H324C-MV & H324D-MV



## DISCHARGE ASSEMBLY

### H324C-MV & H324D-MV

ITEM NO.	PART NO.	DESCRIPTION
1	1-231856	Discharge Tube Bracket
2	13-313235	Gasket
3	1-321154	Down Pipe Bracket
4	1-422641	Fuel Discharge Tube
5	1-422642	Fuel Discharge Tube
6	1-422735	Vapor Outlet Tube
7	1-422736	Vapor Outlet Tube
8	335-50510	1-1/2" x 81-1/2" Long Pipe
9	03-50611	5/16 Plate Washer
10	06-51700	1" x 90° Elbow - Banded (Remote Control)
	2-319405	Offset Tee (Suction System)
11	39-52198	5/16-18 x 1" Long Carriage Bolt
12	02-54752	5/16-18 M-F Flange Whiz Lock Nut
13	35-55132	5/16-18 x 5/8" Long M-F Flange Whiz Lock Screw
14	69-55392	1/4 x 1/2" Long Hex Washer Head Tapping Screw
15	<u>For parts call out of Meter &amp; Hydraulics Assembly see 72726.</u>	
16	<u>For parts call out of Chassis Assembly see 72779.</u>	
17	<u>For parts call out of Outlet Adaptor Assembly see 72753.</u>	
18	<u>For parts call out of MaxVac Pump Assembly see 72751.</u>	
<u>Reference for Tokheim internal use only:</u>		
	321212	Fuel Tube Hydraulic Assembly
	422740	Raceway Assembly

1-7274

1-72748

4  
C

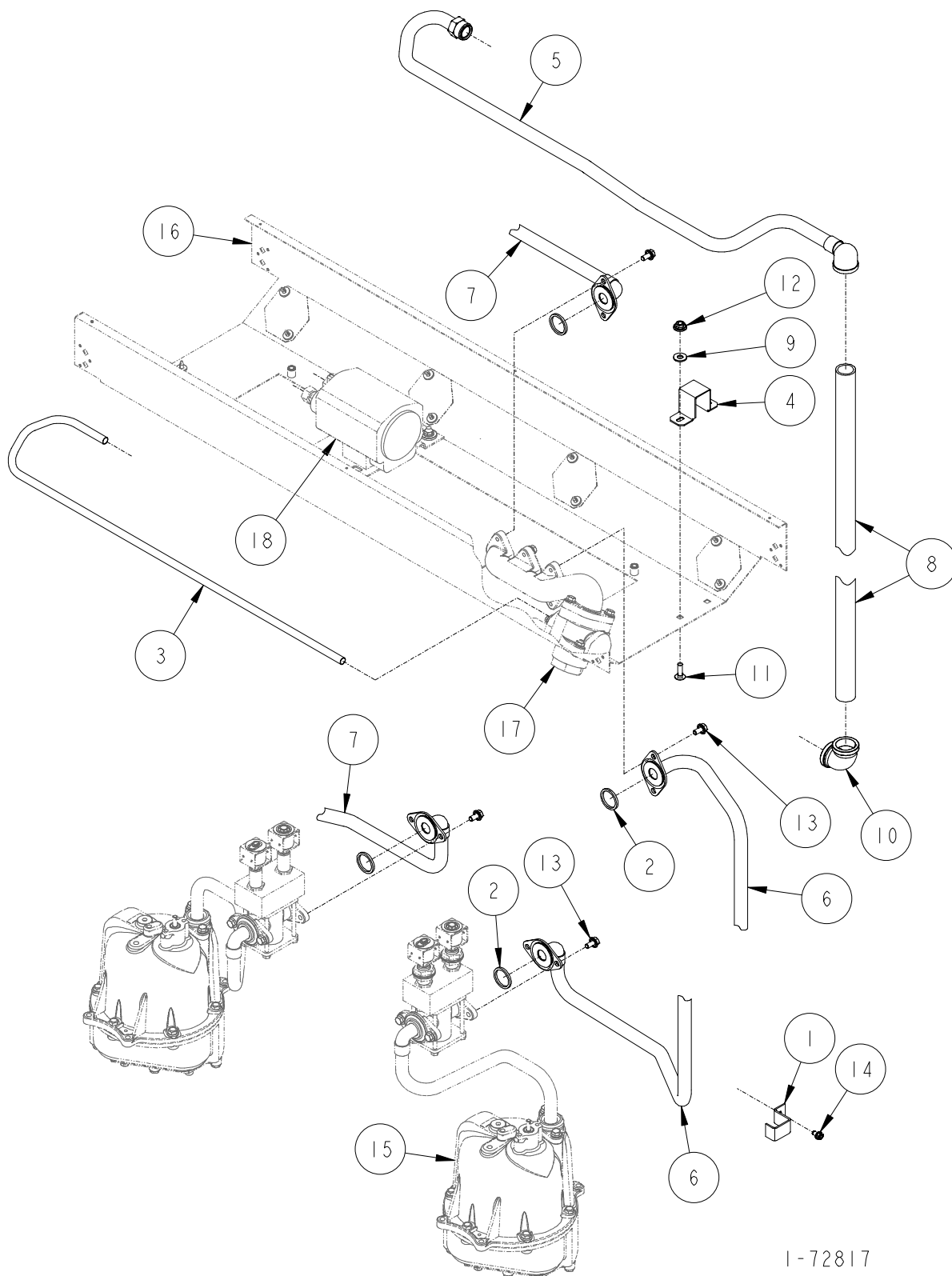
This page reserved for future use.

This page reserved for future use.

4  
C

## **DISCHARGE ASSEMBLY**

H411C-B3/5-MV



1-72817



## DISCHARGE ASSEMBLY

### H411C-B3/5-MV

ITEM NO.	PART NO.	DESCRIPTION
1	1-231856	Discharge Tube Bracket
2	13-313235	Gasket
3	1-321135	Vapor Inlet Tube
4	1-321154	Down Pipe Bracket
5	2-422630	Vapor Outlet Tube
6	1-422732	Fuel Discharge Tube
7	1-422733	Fuel Discharge Tube
8	335-50510	1-1/2" x 81-1/2" Long Pipe
9	03-50611	5/16 Plate Washer
10	06-51700	1" x 90° Elbow - Banded (Remote Control)
	2-319405	Offset Tee (Suction System)
11	39-52198	5/16-18 x 1" Long Carriage Bolt
12	02-54752	5/16-18 M-F Flange Whiz Lock Nut
13	35-55132	5/16-18 x 5/8" Long M-F Flange Whiz Lock Screw
14	69-55392	1/4 x 1/2" Long Hex Washer Head Tapping Screw
15	<u>For parts call out of Meter &amp; Hydraulics Assembly see 72728.</u>	
16	<u>For parts call out of Chassis Assembly see 72724.</u>	
17	<u>For parts call out of Outlet Adapter Assembly see 72762.</u>	
18	<u>For parts call out of MaxVac Assembly see 72751.</u>	

Reference for Tokheim internal use only:

321170	Fuel Tube Hydraulic Assembly
422624	Raceway Assembly

*1-72817*

This page reserved for future use.

This page reserved for future use.

4  
C

This page reserved for future use.

This page reserved for future use.

4  
C

This page reserved for future use.

This page reserved for future use.

4  
C

This page reserved for future use.

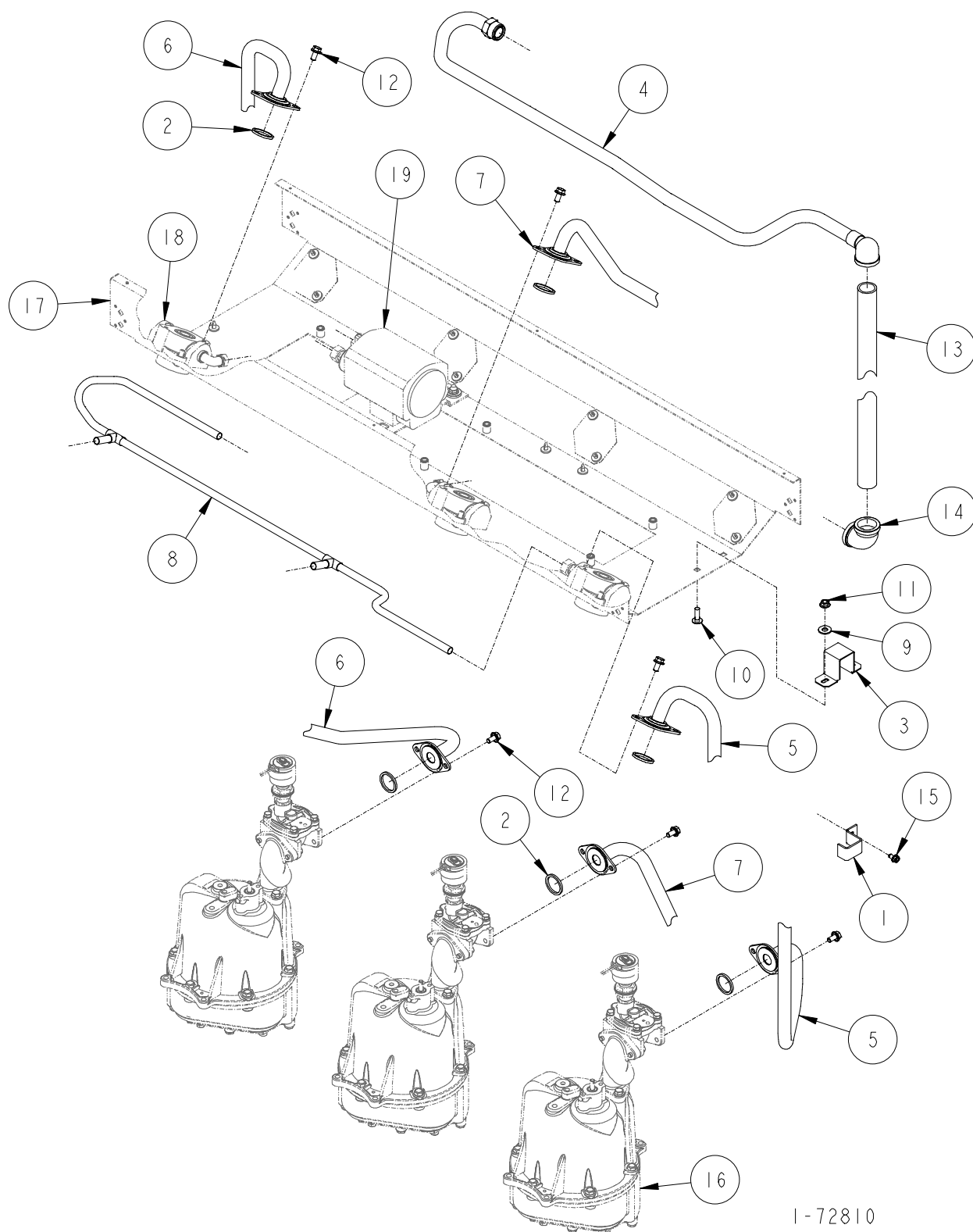


This page reserved for future use.

4  
C

## **DISCHARGE ASSEMBLY**

H413C-MV & H413D-MV



1-72810

## DISCHARGE ASSEMBLY

### H413C-MV & H413D-MV

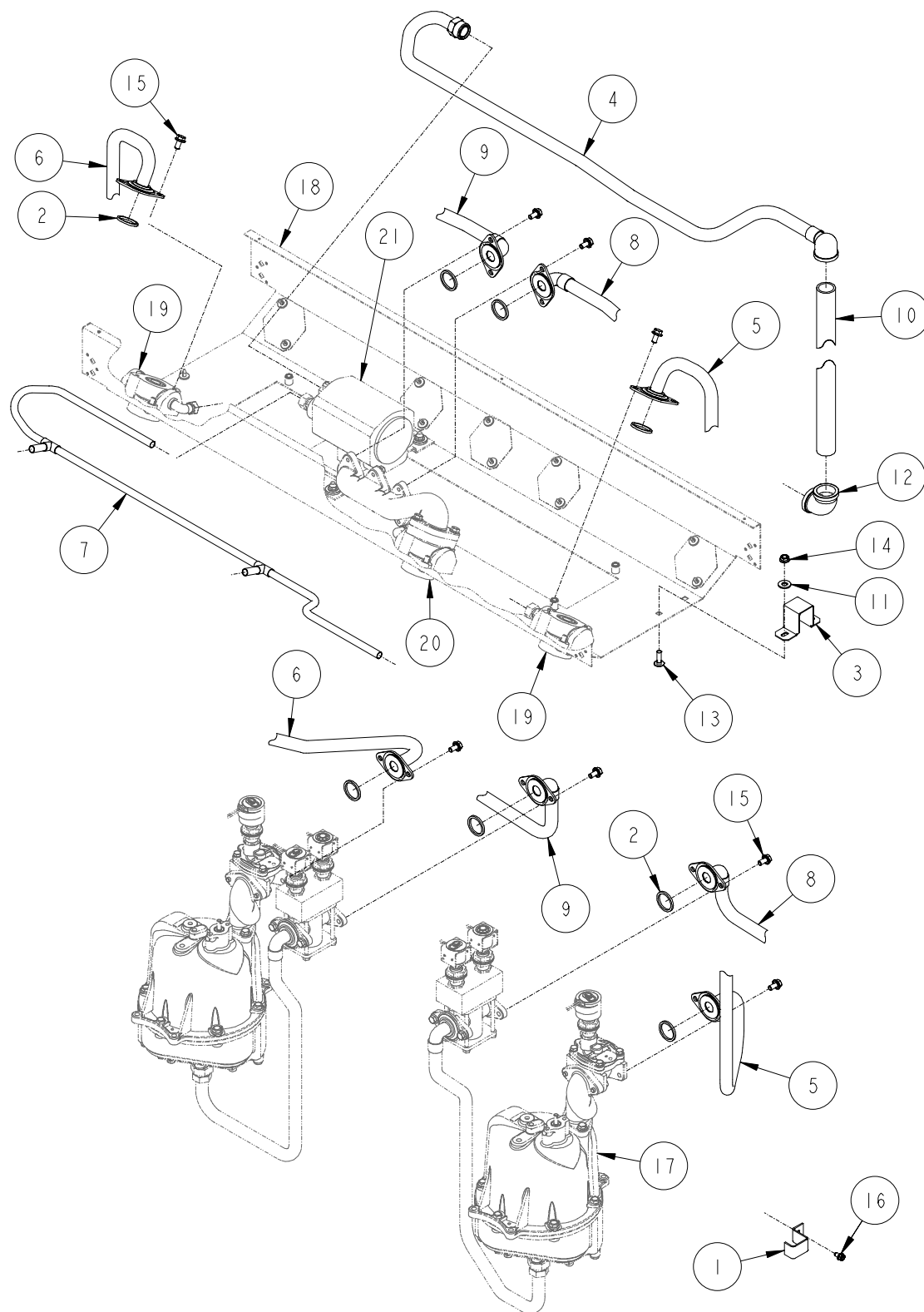
ITEM NO.	PART NO.	DESCRIPTION
1	1-231856	Discharge Tube Bracket
2	13-313235	Gasket
3	1-321154	Down Pipe Bracket
4	2-422630	Vapor Outlet Tube
5	1-422641	Fuel Discharge Tube
6	1-422642	Fuel Discharge Tube
7	1-422643	Fuel Discharge Tube
8	2-422683	Vapor Inlet Manifold
9	03-50611	5/16 Plate Washer
10	39-52198	5/16-18 x 1" Long Carriage Bolt
11	02-54752	5/16-18 M-F Flange Whiz Lock Nut
12	35-55132	5/16-18 x 5/8" Long M-F Flange Whiz Lock Screw
13	335-50510	1-1/2" x 81-1/2" Long Pipe
14	06-51700	1" x 90° Elbow - Banded (Remote Control)
	2-319405	Offset Tee (Suction System)
15	69-55392	1/4 x 1/2" Long Hex Washer Head Tapping Screw
16	<u>For parts call out of Meter &amp; Hydraulics Assembly see 72726.</u>	
17	<u>For parts call out of Chassis Assembly see 72724.</u>	
18	<u>For parts call out of Outlet Adapter Assembly see 72753.</u>	
19	<u>For parts call out of MaxVac Assembly see 72751.</u>	
<u>Reference for Tokheim internal use only:</u>		
	321170	Fuel Tube Hydraulic Assembly
	422624	Raceway Assembly

4  
C

1-72810

## **DISCHARGE ASSEMBLY**

H413C-EB-MV



1-72943

## DISCHARGE ASSEMBLY

### H413C-EB-MV

ITEM NO.	PART NO.	DESCRIPTION
1	1-231856	Discharge Tube Bracket
2	13-313235	Gasket
3	1-321154	Down Pipe Bracket
4	2-422630	Vapor Outlet Tube
5	1-422641	Fuel Discharge Tube
6	1-422642	Fuel Discharge Tube
7	2-422683	Vapor Inlet Manifold
8	1-422706	Fuel Discharge Tube
9	1-422707	Fuel Discharge Tube
10	335-50510	1-1/2" x 81-1/2" Long Pipe
11	03-50611	5/16 Plate Washer
12	06-51700	1" x 90° Elbow - Banded (Remote Control)
	2-319405	Offset Tee (Suction System)
13	39-52198	5/16-18 x 1" Long Carriage Bolt
14	02-54752	5/16-18 M-F Flange Whiz Lock Nut
15	35-55132	5/16-18 x 5/8" Long M-F Flange Whiz Lock Screw
16	69-55392	1/4 x 1/2" Long Hex Washer Head Tapping Screw
17	<u>For parts call out of Meter &amp; Hydraulics Assembly see 72729.</u>	
18	<u>For parts call out of Chassis Assembly see 72724.</u>	
19	<u>For parts call out of Outlet Adapter Assembly see 72753.</u>	
20	<u>For parts call out of Outlet Adapter Assembly see 72762.</u>	
21	<u>For parts call out of MaxVac Assembly see 72751.</u>	
<u>Reference for Tokheim internal use only:</u>		
	321170	Fuel Tube Hydraulic Assembly
	422624	Raceway Assembly

1-72943

This page reserved for future use.

This page reserved for future use.

4  
C

This page reserved for future use.

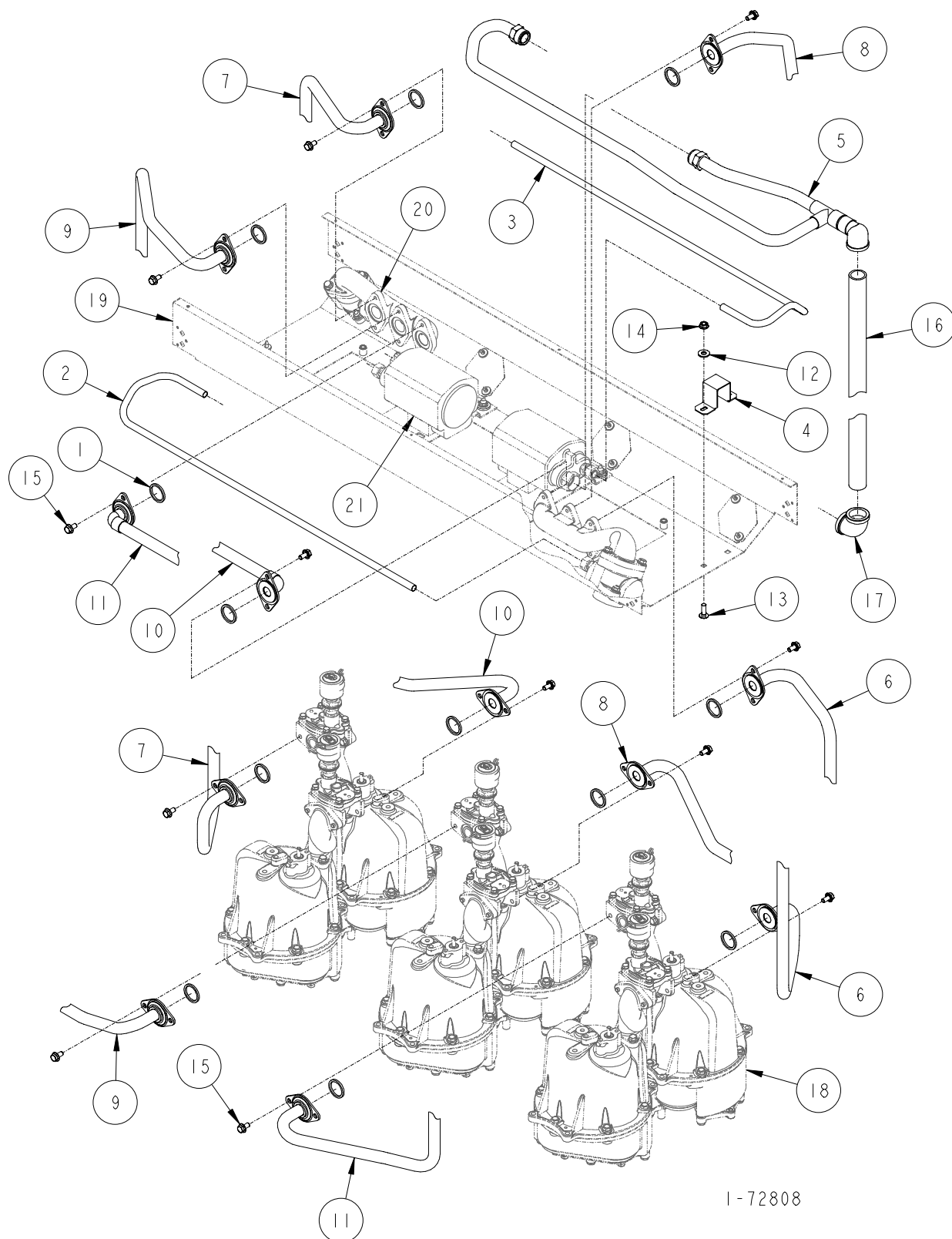


This page reserved for future use.

4  
C

## **DISCHARGE ASSEMBLY**

H422C-MV & H422D-MV



## DISCHARGE ASSEMBLY

### H422C-MV & H422D-MV

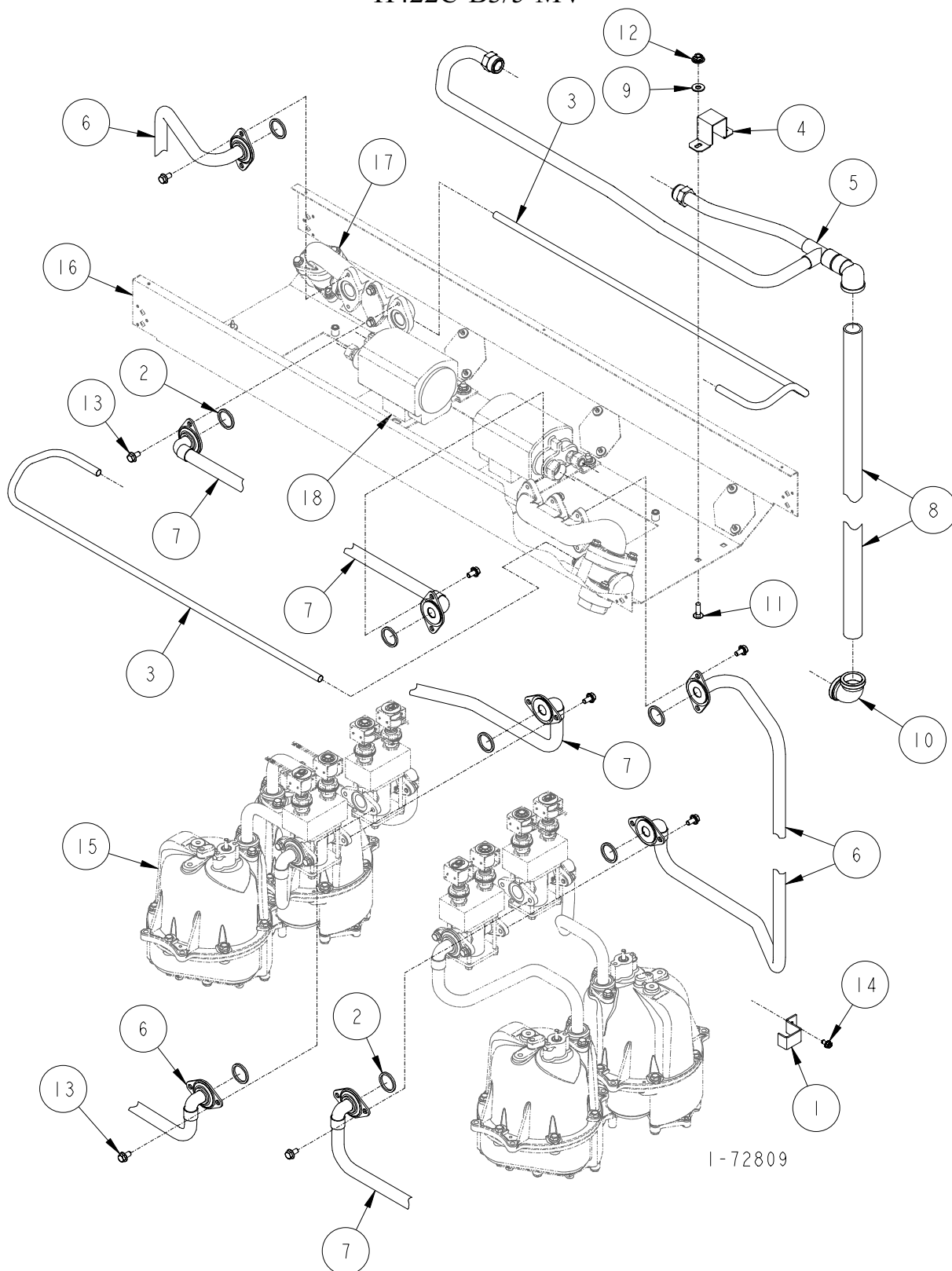
ITEM NO.	PART NO.	DESCRIPTION
1	13-313235	Gasket
2	1-321135	Vapor Inlet Tube (H422C Side A)
3	1-321135	Vapor Inlet Tube (H422C Side B)
4	1-321154	Down Pipe Bracket
5	1-422630	Vapor Outlet Tube
6	1-422729	Fuel Discharge Tube (H422C Side A)
7	1-422729	Fuel Discharge Tube (H422C Side B)
8	1-422730	Fuel Discharge Tube (H422C Side A)
9	1-422730	Fuel Discharge Tube (H422C Side B)
10	1-422731	Fuel Discharge Tube (H422C Side A)
11	1-422731	Fuel Discharge Tube (H422C Side B)
12	03-50611	5/16 Plate Washer
13	39-52198	5/16-18 x 1" Long Carriage Bolt
14	02-54752	5/16-18 M-F Flange Whiz Lock Nut
15	35-55132	5/16-18 x 5/8" Long M-F Flange Whiz Lock Screw
16	335-50510	1-1/2" x 81-1/2" Long Pipe
17	06-51700	1" x 90° Elbow - Banded (Remote Control)
	2-319405	Offset Tee (Suction System)
18	<u>For parts call out of Meter &amp; Hydraulics Assembly see 72726.</u>	
19	<u>For parts call out of Chassis Assembly see 72724.</u>	
20	<u>For parts call out of Outlet Adapter Assembly see 72762.</u>	
21	<u>For parts call out of MaxVac Assembly see 72751.</u>	
<u>Reference for Tokheim internal use only:</u>		
	321170	Fuel Tube Hydraulic Assembly
	422624	Raceway Assembly

4  
C

1-72808

## **DISCHARGE ASSEMBLY**

H422C-B3/5-MV



1-72809

## DISCHARGE ASSEMBLY

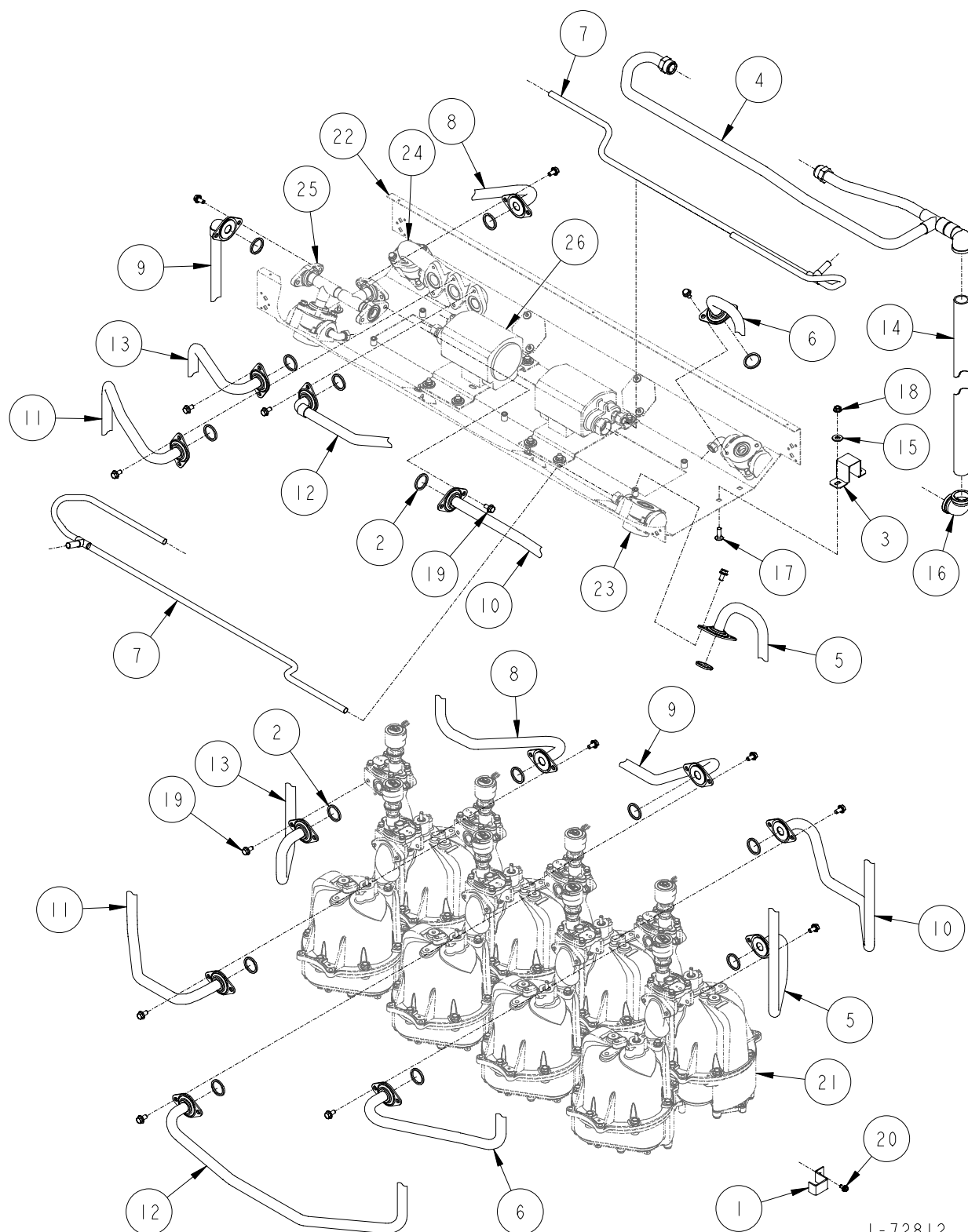
### H422C-B3/5-MV

ITEM NO.	PART NO.	DESCRIPTION
1	1-231856	Discharge Tube Bracket
2	13-313235	Gasket
3	1-321135	Vapor Inlet Tube
4	1-321154	Down Pipe Bracket
5	1-422630	Vapor Outlet Tube
6	1-422732	Fuel Discharge Tube
7	1-422733	Fuel Discharge Tube
8	335-50510	1-1/2" x 81-1/2" Long Pipe
9	03-50611	5/16 Plate Washer
10	06-51700	1" x 90° Elbow - Banded (Remote Control)
	2-319405	Offset Tee (Suction System)
11	39-52198	5/16-18 x 1" Long Carriage Bolt
12	02-54752	5/16-18 M-F Flange Whiz Lock Nut
13	35-55132	5/16-18 x 5/8" Long M-F Flange Whiz Lock Screw
14	69-55392	1/4 x 1/2" Long Hex Washer Head Tapping Screw
15	<u>For parts call out of Meter &amp; Hydraulics Assembly see 72728.</u>	
16	<u>For parts call out of Chassis Assembly see 72724.</u>	
17	<u>For parts call out of Outlet Adapter Assembly see 72762.</u>	
18	<u>For parts call out of MaxVac Assembly see 72751.</u>	
<u>Reference for Tokheim internal use only:</u>		
	321170	Fuel Tube Hydraulic Assembly
	422624	Raceway Assembly

1-72809

## **DISCHARGE ASSEMBLY**

H424C-MV & H424D-MV



1-72812

## DISCHARGE ASSEMBLY

### H424C-MV & H424D-MV

ITEM NO.	PART NO.	DESCRIPTION
1	1-231856	Discharge Tube Bracket
2	13-313235	Gasket
3	1-321154	Down Pipe Bracket
4	1-422630	Vapor Outlet Tube
5	1-422641	Fuel Discharge Tube
6	1-422642	Fuel Discharge Tube
7	3-422683	Vapor Inlet Manifold
8	1-422697	Fuel Discharge Tube
9	1-422698	Fuel Discharge Tube
10	1-422699	Fuel Discharge Tube
11	1-422700	Fuel Discharge Tube
12	1-422701	Fuel Discharge Tube
13	1-422729	Fuel Discharge Tube
14	335-50510	1-1/2" x 81-1/2" Long Pipe
15	03-50611	5/16 Plate Washer
15	06-51700	1" x 90° Elbow - Banded
17	39-52198	5/16-18 x 1" Long Carriage Bolt
18	02-54752	5/16-18 M-F Flange Whiz Lock Nut
19	35-55132	5/16-18 x 5/8" Long M-F Flange Whiz Lock Screw
20	69-55392	1/4 x 1/2" Long Hex Washer Head Tapping Screw
21	<u>For parts call out of Meter &amp; Hydraulics Assembly see 72726.</u>	
22	<u>For parts call out of Chassis Assembly see 72724.</u>	
23	<u>For parts call out of Outlet Adapter Assembly see 72753.</u>	
24	<u>For parts call out of Outlet Adapter Assembly see 72762.</u>	
25	<u>For parts call out of Outlet Adapter Assembly see 72820.</u>	
26	<u>For parts call out of MaxVac Assembly see 72751.</u>	

Reference for Tokheim internal use only:

321170	Fuel Tube Hydraulic Assembly
422624	Raceway Assembly

1-72812

## H424C-TL &amp; H424D-TL





## DISCHARGE ASSEMBLY

### H424C-TL & H424D-TL

ITEM NO.	PART NO.	DESCRIPTION
1	1-231856	Discharge Tube Bracket
2	13-313235	Gasket
3	1-321135	Vapor Inlet Manifold
4	1-321154	Down Pipe Bracket
5	1-422630	Vapor Outlet Tube
6	1-422642	Fuel Discharge Tube
7	1-422700	Fuel Discharge Tube
8	1-422701	Fuel Discharge Tube
9	1-422729	Fuel Discharge Tube
10	1-422832	Fuel Discharge Tube
11	1-422854	Fuel Discharge Tube
12	1-422855	Fuel Discharge Tube
13	1-422856	Fuel Discharge Tube
14	335-50510	1-1/2" x 81-1/2" Long Pipe
15	03-50611	5/16 Plate Washer
16	06-51700	1" x 90° Elbow - Banded
17	39-52198	5/16-18 x 1" Long Carriage Bolt
18	02-54752	5/16-18 M-F Flange Whiz Lock Nut
19	35-55132	5/16-18 x 5/8" Long M-F Flange Whiz Lock Screw
20	69-55392	1/4 x 1/2" Long Hex Washer Head Tapping Screw
21	<u>For parts call out of Meter &amp; Hydraulics Assembly see 72726.</u>	
22	<u>For parts call out of Chassis Assembly see 72724.</u>	
23	<u>For parts call out of Outlet Adapter Assembly see 72762.</u>	
24	<u>For parts call out of Outlet Adapter Assembly see 72763.</u>	
25	<u>For parts call out of MaxVac Assembly see 72751.</u>	

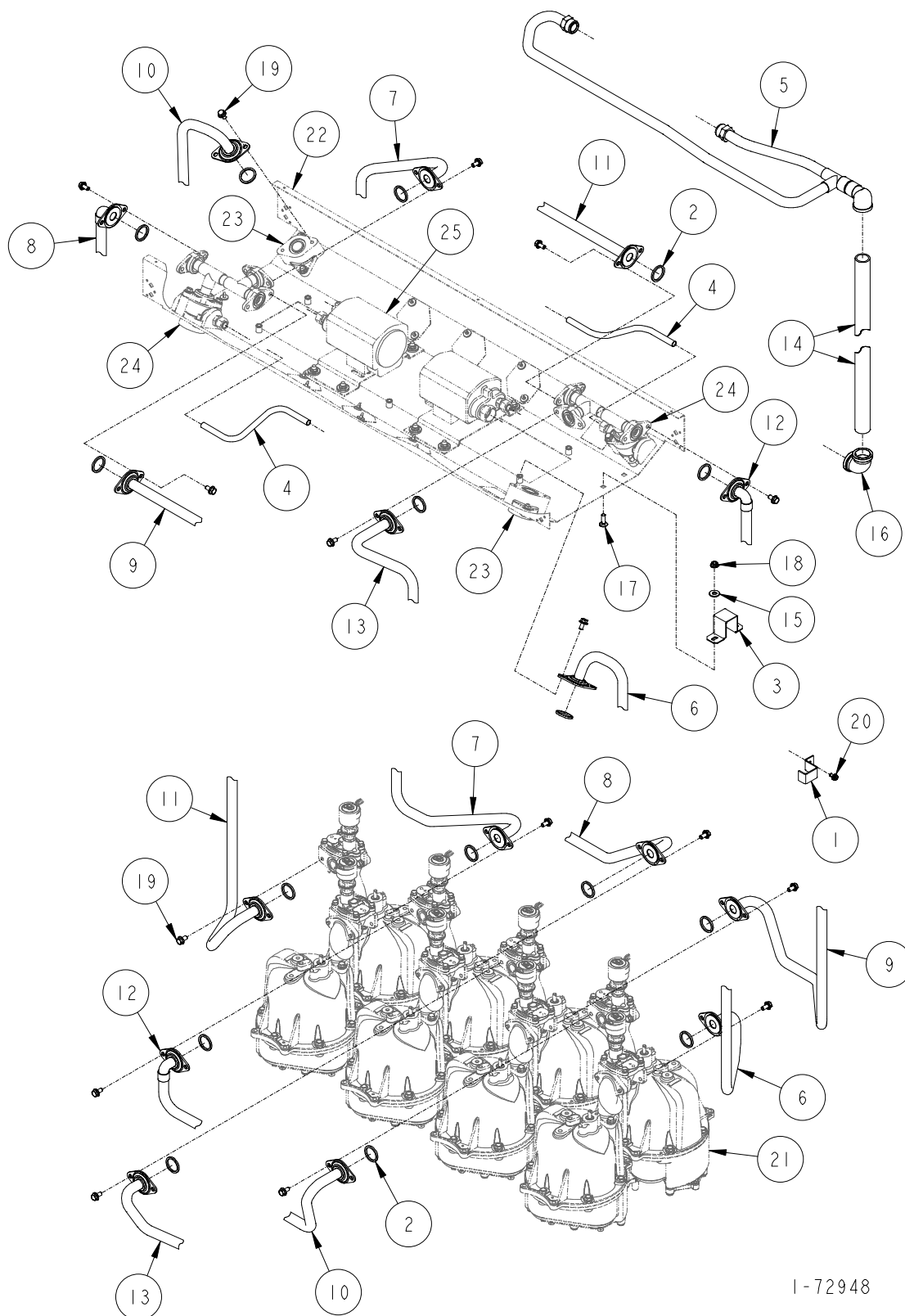
Reference for Tokheim internal use only:

321170	Fuel Tube Hydraulic Assembly
422624	Raceway Assembly

1-72947

## **DISCHARGE ASSEMBLY**

H424C-TR & H424D-TR



1-72948

## DISCHARGE ASSEMBLY

### H424C-TR & H424D-TR

ITEM NO.	PART NO.	DESCRIPTION
1	1-231856	Discharge Tube Bracket
2	13-313235	Gasket
3	1-321154	Down Pipe Bracket
4	1-321281	Vapor Inlet Manifold
5	1-422630	Vapor Outlet Tube
6	1-422641	Fuel Discharge Tube
7	1-422697	Fuel Discharge Tube
8	1-422698	Fuel Discharge Tube
9	1-422699	Fuel Discharge Tube
10	1-422975	Fuel Discharge Tube
11	1-422976	Fuel Discharge Tube
12	1-422977	Fuel Discharge Tube
13	1-422978	Fuel Discharge Tube
14	335-50510	1-1/2" x 81-1/2" Long Pipe
15	03-50611	5/16 Plate Washer
16	06-51700	1" x 90° Elbow - Banded
17	39-52198	5/16-18 x 1" Long Carriage Bolt
18	02-54752	5/16-18 M-F Flange Whiz Lock Nut
19	35-55132	5/16-18 x 5/8" Long M-F Flange Whiz Lock Screw
20	69-55392	1/4 x 1/2" Long Hex Washer Head Tapping Screw
21	<u>For parts call out of Meter &amp; Hydraulics Assembly see 72726.</u>	
22	<u>For parts call out of Chassis Assembly see 72724.</u>	
23	<u>For parts call out of Outlet Adapter Assembly see 72763.</u>	
24	<u>For parts call out of Outlet Adapter Assembly see 72820.</u>	
25	<u>For parts call out of MaxVac Assembly see 72751.</u>	

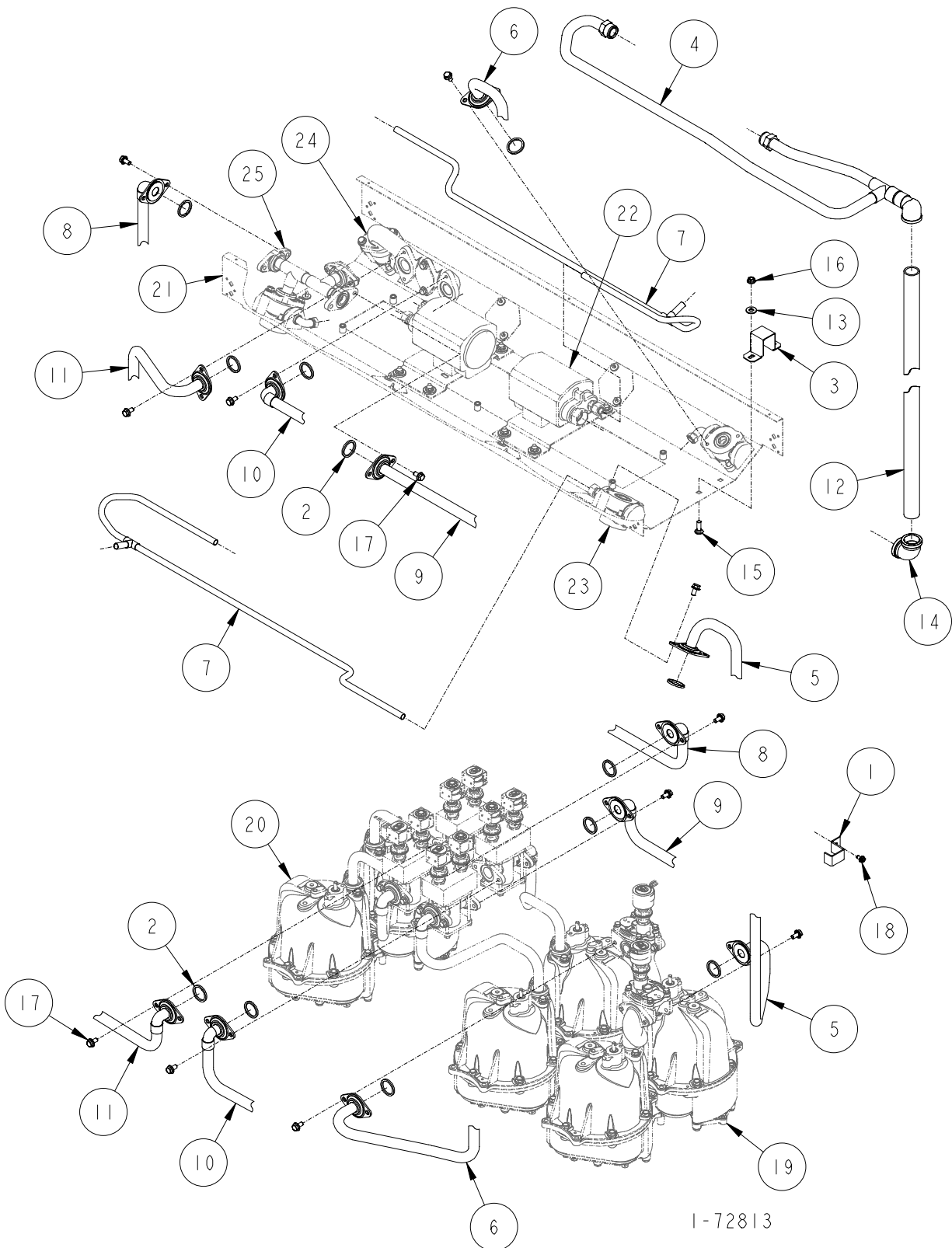
Reference for Tokheim internal use only:

321170	Fuel Tube Hydraulic Assembly
422624	Raceway Assembly

1-72948

## DISCHARGE ASSEMBLY

H424C-B3/4-MV



## DISCHARGE ASSEMBLY

### H424C-B3/4-MV

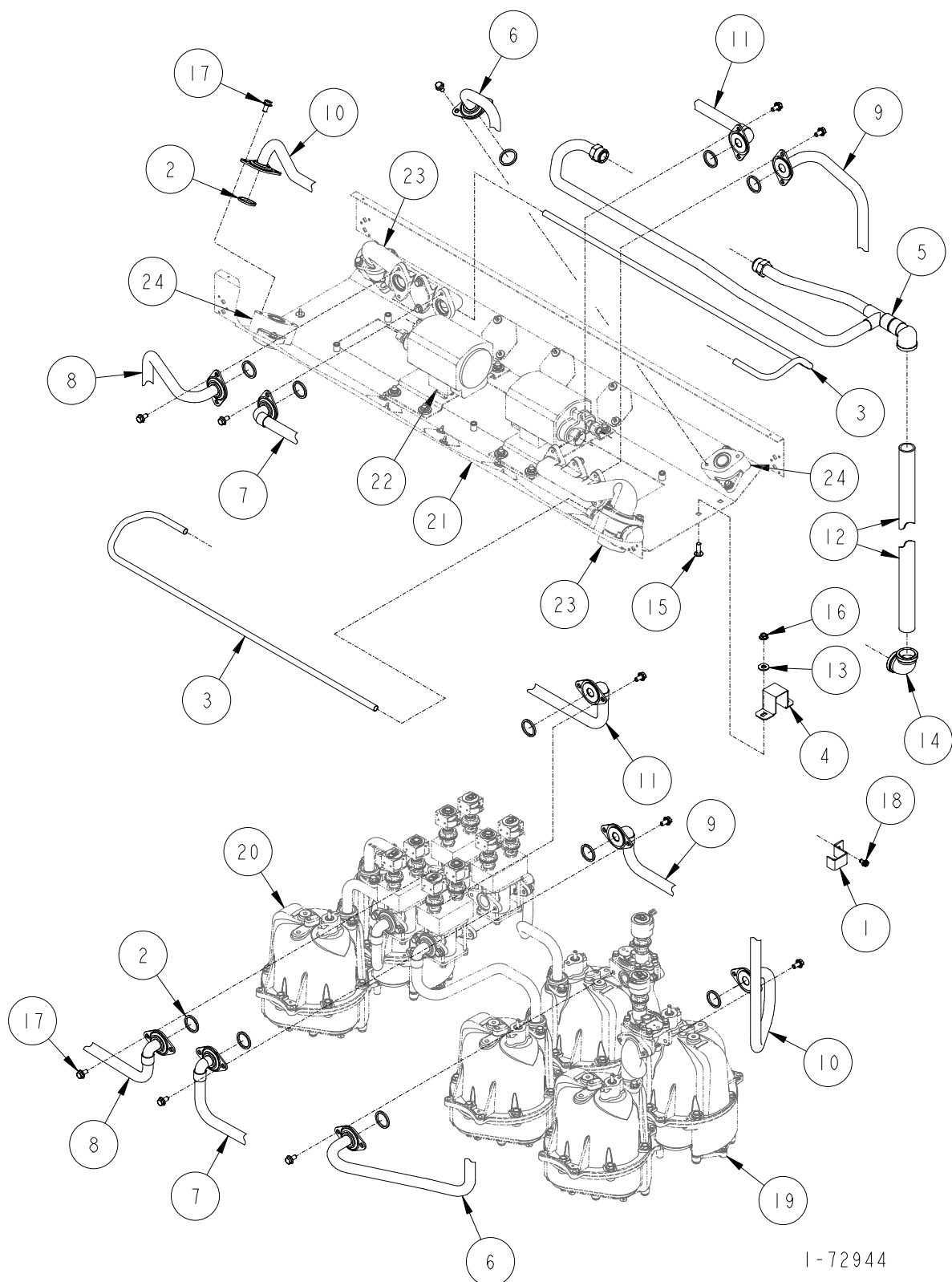
ITEM NO.	PART NO.	DESCRIPTION
1	1-231856	Discharge Tube Bracket
2	13-313235	Gasket
3	1-321154	Down Pipe Bracket
4	1-422630	Vapor Outlet Tube
5	1-422641	Fuel Discharge Tube
6	1-422642	Fuel Discharge Tube
7	4-422683	Vapor Inlet Manifold
8	1-422702	Fuel Discharge Tube
9	1-422703	Fuel Discharge Tube
10	1-422704	Fuel Discharge Tube
11	1-422732	Fuel Discharge Tube
12	335-50510	1-1/2" x 81-1/2" Long Pipe
13	03-50611	5/16" Plate Washer
14	06-51700	1" x 90° Elbow - Banded (Remote Control)
	2-319405	Offset Tee (Suction System)
15	39-52198	5/16-18 x 1" Long Carriage Bolt
16	02-54752	5/16-18 M-F Flange Whiz Lock Nut
17	35-55132	5/16-18 x 5/8" Long M-F Flange Whiz Lock Screw
18	69-55392	1/4 x 1/2" Long Hex Washer Head Tapping Screw
19	<u>For parts call out of Meter &amp; Hydraulics Assembly see 72726.</u>	
20	<u>For parts call out of Meter &amp; Hydraulics Assembly see 72728.</u>	
21	<u>For parts call out of Chassis Assembly see 72724.</u>	
22	<u>For parts call out of MaxVac Assembly see 72751.</u>	
23	<u>For parts call out of Outlet Adapter Assembly see 72753.</u>	
24	<u>For parts call out of Outlet Adapter Assembly see 72762.</u>	
25	<u>For parts call out of Outlet Adapter Assembly see 72820.</u>	
<u>Reference for Tokheim internal use only:</u>		
	321170	Fuel Tube Hydraulic Assembly
	422624	Raceway Assembly

4  
C

1-72813

## **DISCHARGE ASSEMBLY**

H424C-B3/4-TL



1-72944

## DISCHARGE ASSEMBLY

### H424C-B3/4-TL

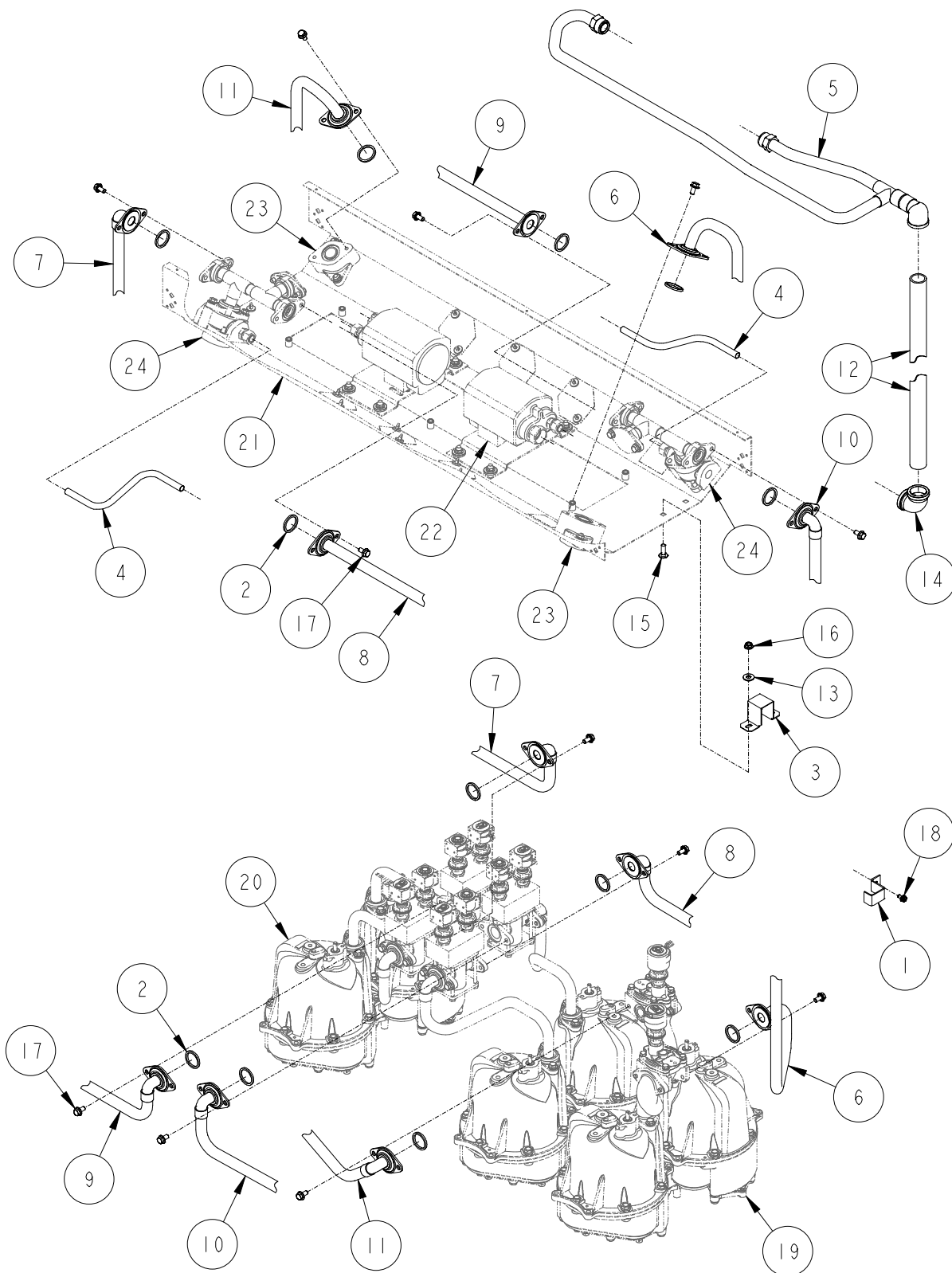
ITEM NO.	PART NO.	DESCRIPTION
1	1-231856	Discharge Tube Bracket
2	13-313235	Gasket
3	1-321135	Vapor Inlet Manifold
4	1-321154	Down Pipe Bracket
5	1-422630	Vapor Outlet Tube
6	1-422642	Fuel Discharge Tube
7	1-422704	Fuel Discharge Tube
8	1-422732	Fuel Discharge Tube
9	1-422831	Fuel Discharge Tube
10	1-422832	Fuel Discharge Tube
11	1-422833	Fuel Discharge Tube
12	335-50510	1-1/2" x 81-1/2" Long Pipe
13	03-50611	5/16" Plate Washer
14	06-51700	1" x 90° Elbow - Banded (Remote Control)
	2-319405	Offset Tee (Suction System)
15	39-52198	5/16-18 x 1" Long Carriage Bolt
16	02-54752	5/16-18 M-F Flange Whiz Lock Nut
17	35-55132	5/16-18 x 5/8" Long M-F Flange Whiz Lock Screw
18	69-55392	1/4 x 1/2" Long Hex Washer Head Tapping Screw
19	<u>For parts call out of Meter &amp; Hydraulics Assembly see 72726.</u>	
20	<u>For parts call out of Meter &amp; Hydraulics Assembly see 72728.</u>	
21	<u>For parts call out of Chassis Assembly see 72724.</u>	
22	<u>For parts call out of MaxVac Assembly see 72751.</u>	
23	<u>For parts call out of Outlet Adapter Assembly see 72762.</u>	
24	<u>For parts call out of Outlet Adapter Assembly see 72763.</u>	
<u>Reference for Tokheim internal use only:</u>		
	321170	Fuel Tube Hydraulic Assembly
	422624	Raceway Assembly

4  
C

1-72944

## **DISCHARGE ASSEMBLY**

H424C-B3/4-TR



1-72945



## DISCHARGE ASSEMBLY

### H424C-B3/4-TR

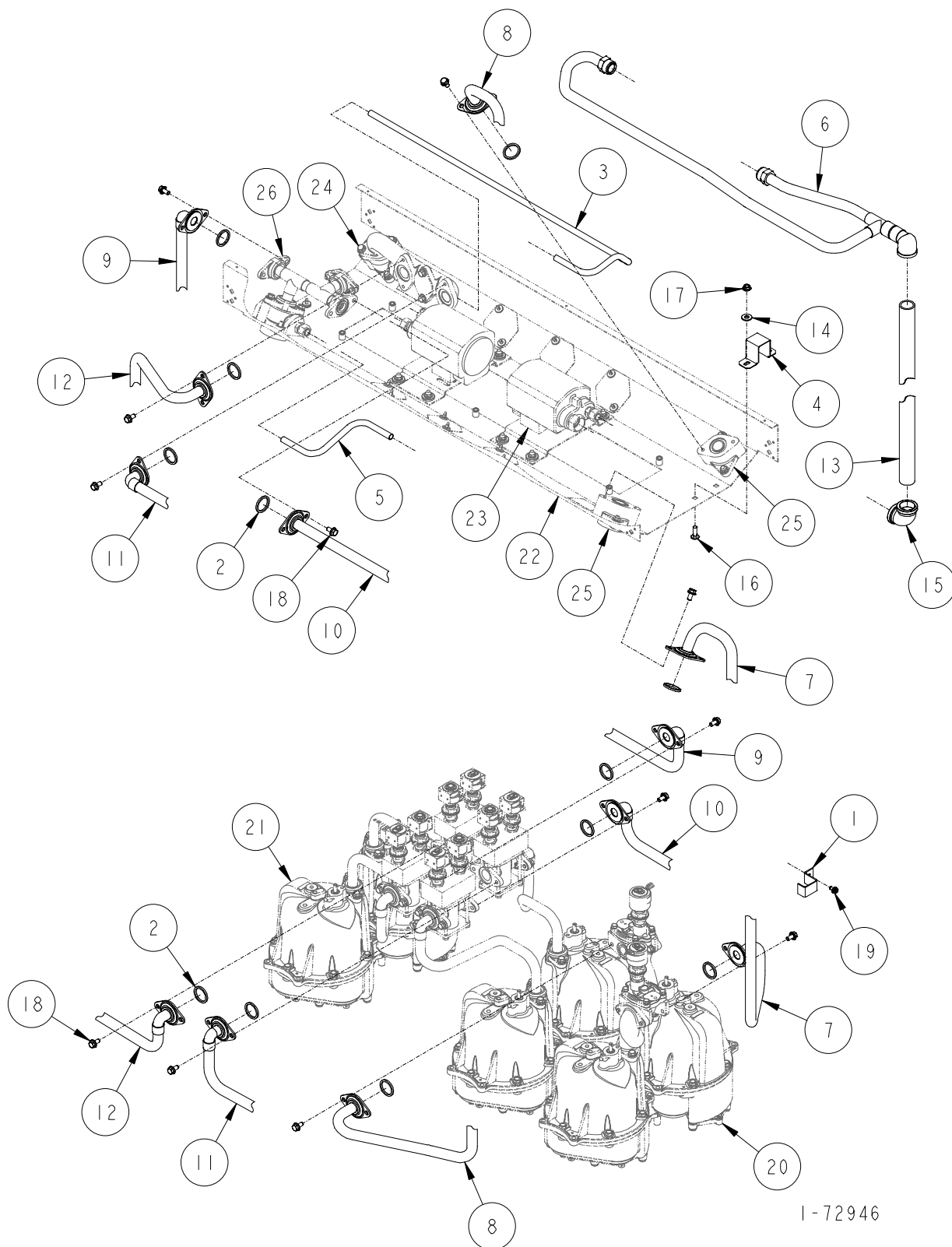
ITEM NO.	PART NO.	DESCRIPTION
1	1-231856	Discharge Tube Bracket
2	13-313235	Gasket
3	1-321154	Down Pipe Bracket
4	1-321281	Vapor Inlet Tube
5	1-422630	Vapor Outlet Tube
6	1-422641	Fuel Discharge Tube
7	1-422702	Fuel Discharge Tube
8	1-422703	Fuel Discharge Tube
9	1-422844	Fuel Discharge Tube
10	1-422845	Fuel Discharge Tube
11	1-422881	Fuel Discharge Tube
12	335-50510	1-1/2" x 81-1/2" Long Pipe
13	03-50611	5/16" Plate Washer
14	06-51700	1" x 90° Elbow - Banded (Remote Control)
	2-319405	Offset Tee (Suction System)
15	39-52198	5/16-18 x 1" Long Carriage Bolt
16	02-54752	5/16-18 M-F Flange Whiz Lock Nut
17	35-55132	5/16-18 x 5/8" Long M-F Flange Whiz Lock Screw
18	69-55392	1/4 x 1/2" Long Hex Washer Head Tapping Screw
19	<u>For parts call out of Meter &amp; Hydraulics Assembly see 72726.</u>	
20	<u>For parts call out of Meter &amp; Hydraulics Assembly see 72728.</u>	
21	<u>For parts call out of Chassis Assembly see 72724.</u>	
22	<u>For parts call out of MaxVac Assembly see 72751.</u>	
23	<u>For parts call out of Outlet Adapter Assembly see 72763.</u>	
24	<u>For parts call out of Outlet Adapter Assembly see 72820.</u>	
<u>Reference for Tokheim internal use only:</u>		
	321170	Fuel Tube Hydraulic Assembly
	422624	Raceway Assembly

4  
C

1-72945

## DISCHARGE ASSEMBLY

H424C-B3/4-MN



## DISCHARGE ASSEMBLY

### H424C-B3/4-MN

ITEM NO.	PART NO.	DESCRIPTION
1	1-231856	Discharge Tube Bracket
2	13-313235	Gasket
3	1-321135	Vapor Inlet Tube
4	1-321154	Down Pipe Bracket
5	1-321281	Vapor Inlet Tube
6	1-422630	Vapor Outlet Tube
7	1-422641	Fuel Discharge Tube
8	1-422642	Fuel Discharge Tube
9	1-422702	Fuel Discharge Tube
10	1-422703	Fuel Discharge Tube
11	1-422704	Fuel Discharge Tube
12	1-422732	Fuel Discharge Tube
13	335-50510	1-1/2" x 81-1/2" Long Pipe
14	03-50611	5/16" Plate Washer
15	06-51700	1" x 90° Elbow - Banded (Remote Control)
	2-319405	Offset Tee (Suction System)
16	39-52198	5/16-18 x 1" Long Carriage Bolt
17	02-54752	5/16-18 M-F Flange Whiz Lock Nut
18	35-55132	5/16-18 x 5/8" Long M-F Flange Whiz Lock Screw
19	69-55392	1/4 x 1/2" Long Hex Washer Head Tapping Screw
20	<u>For parts call out of Meter &amp; Hydraulics Assembly see 72726.</u>	
21	<u>For parts call out of Meter &amp; Hydraulics Assembly see 72728.</u>	
22	<u>For parts call out of Chassis Assembly see 72724.</u>	
23	<u>For parts call out of MaxVac Assembly see 72751.</u>	
24	<u>For parts call out of Outlet Adapter Assembly see 72762.</u>	
25	<u>For parts call out of Outlet Adapter Assembly see 72763.</u>	
26	<u>For parts call out of Outlet Adapter Assembly see 72820.</u>	

Reference for Tokheim internal use only:

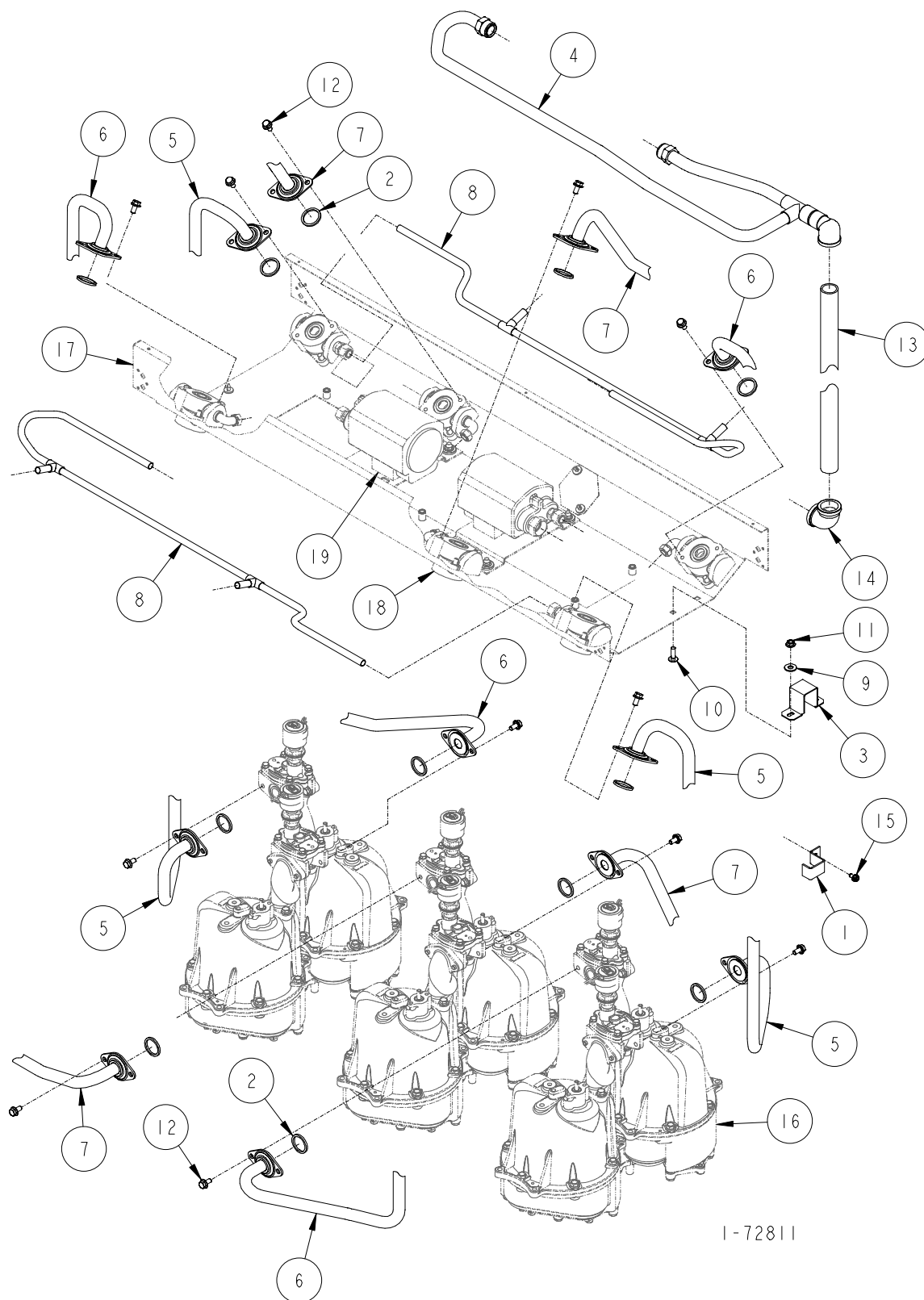
321170	Fuel Tube Hydraulic Assembly
422624	Raceway Assembly

4  
C

1-72946

## **DISCHARGE ASSEMBLY**

H426C-MV & H426D-MV



1-72811

## DISCHARGE ASSEMBLY

### H426C-MV & H426D-MV

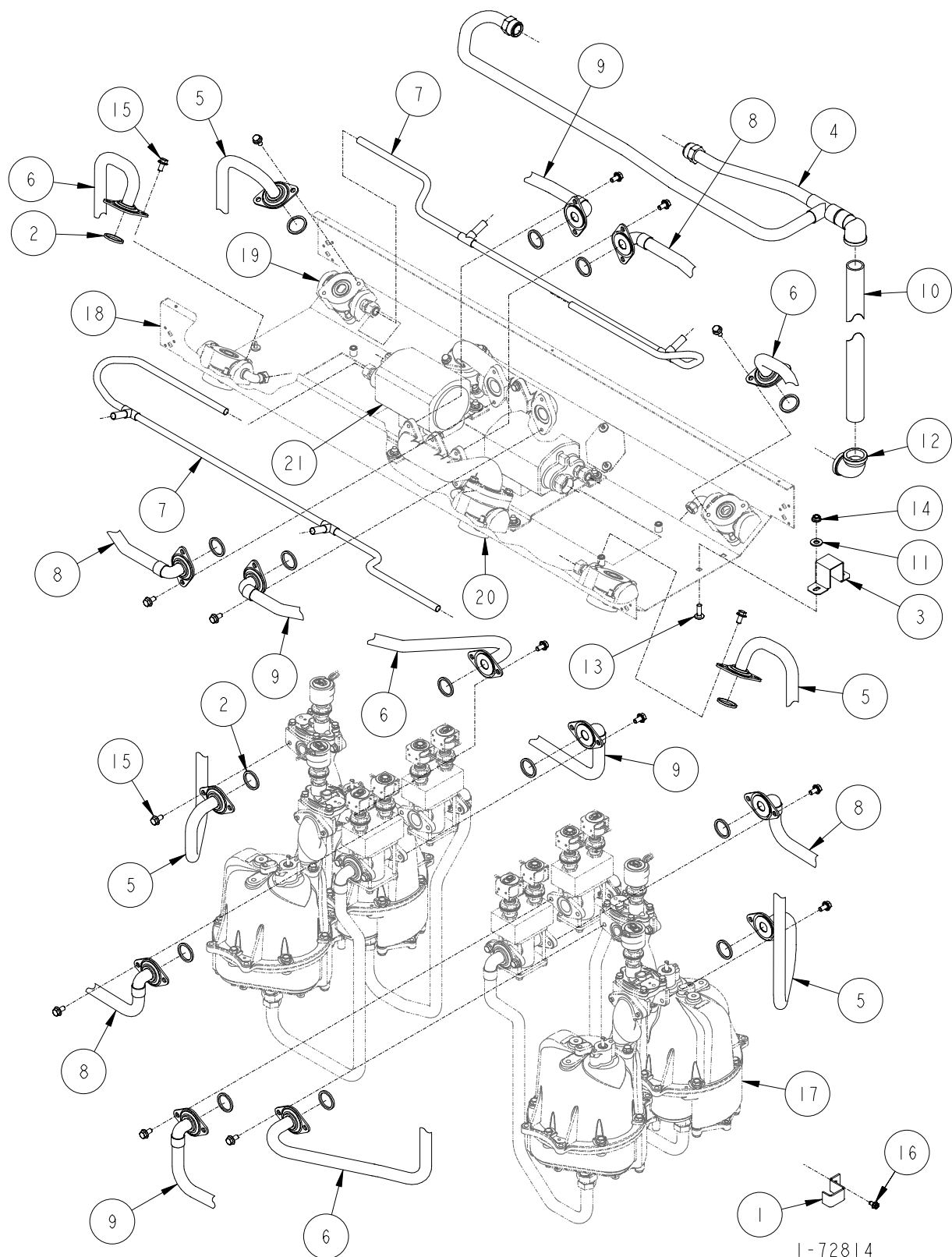
ITEM NO.	PART NO.	DESCRIPTION
1	1-231856	Discharge Tube Bracket
2	13-313235	Gasket
3	1-321154	Down Pipe Bracket
4	1-422630	Vapor Outlet Tube
5	1-422641	Fuel Discharge Tube
6	1-422642	Fuel Discharge Tube
7	1-422643	Fuel Discharge Tube
8	2-422683	Vapor Inlet Manifold
9	03-50611	5/16 Plate Washer
10	39-52198	5/16-18 x 1" Long Carriage Bolt
11	02-54752	5/16-18 M-F Flange Whiz Lock Nut
12	35-55132	5/16-18 x 5/8" Long M-F Flange Whiz Lock Screw
13	335-50510	1-1/2" x 81-1/2" Long Pipe
14	06-51700	1" x 90° Elbow - Banded (Remote Control)
	2-319405	Offset Tee (Suction System)
15	69-55392	1/4 x 1/2" Long Hex Washer Head Tapping Screw
16	<u>For parts call out of Meter &amp; Hydraulics Assembly see 72726.</u>	
17	<u>For parts call out of Chassis Assembly see 72724.</u>	
18	<u>For parts call out of Outlet Adapter Assembly see 72753.</u>	
19	<u>For parts call out of MaxVac Assembly see 72751.</u>	
<u>Reference for Tokheim internal use only:</u>		
	321170	Fuel Tube Hydraulic Assembly
	422624	Raceway Assembly

4  
C

1-72811

## **DISCHARGE ASSEMBLY**

H426C-EB-MV



1-72814

## DISCHARGE ASSEMBLY

### H426C-EB-MV

ITEM NO.	PART NO.	DESCRIPTION
1	1-231856	Discharge Tube Bracket
2	13-313235	Gasket
3	1-321154	Down Pipe Bracket
4	1-422630	Vapor Outlet Tube
5	1-422641	Fuel Discharge Tube
6	1-422642	Fuel Discharge Tube
7	2-422683	Vapor Inlet Manifold
8	1-422706	Fuel Discharge Tube
9	1-422707	Fuel Discharge Tube
10	335-50510	1-1/2" x 81-1/2" Long Pipe
11	03-50611	5/16 Plate Washer
12	06-51700	1" x 90° Elbow - Banded (Remote Control)
	2-319405	Offset Tee (Suction System)
13	39-52198	5/16-18 x 1" Long Carriage Bolt
14	02-54752	5/16-18 M-F Flange Whiz Lock Nut
15	35-55132	5/16-18 x 5/8" Long M-F Flange Whiz Lock Screw
16	69-55392	1/4 x 1/2" Long Hex Washer Head Tapping Screw
17	<u>For parts call out of Meter &amp; Hydraulics Assembly see 72729.</u>	
18	<u>For parts call out of Chassis Assembly see 72724.</u>	
19	<u>For parts call out of Outlet Adapter Assembly see 72753.</u>	
20	<u>For parts call out of Outlet Adapter Assembly see 72762.</u>	
21	<u>For parts call out of MaxVac Assembly see 72751.</u>	

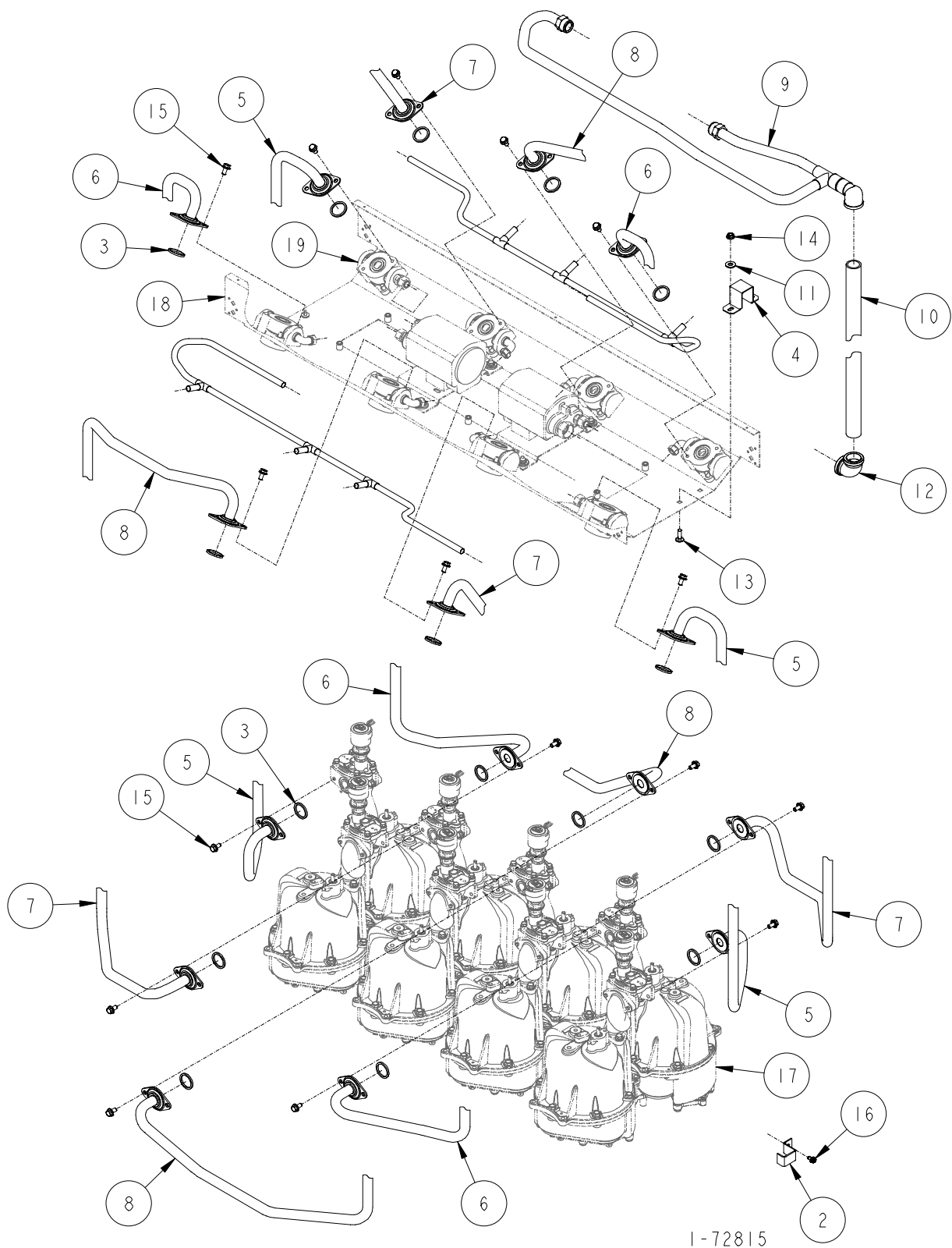
Reference for Tokheim internal use only:

321170	Fuel Tube Hydraulic Assembly
422624	Raceway Assembly

1-72814

## **DISCHARGE ASSEMBLY**

H428C-MV & H428D-MV





## DISCHARGE ASSEMBLY

### H428C-MV & H428D-MV

ITEM NO.	PART NO.	DESCRIPTION
1	1-231856	Discharge Tube Bracket
2	13-313235	Gasket
3	1-321154	Down Pipe Bracket
4	1-422630	Vapor Inlet Tube
5	1-422641	Fuel Discharge Tube
6	1-422642	Fuel Discharge Tube
7	1-422683	Vapor Inlet Manifold
8	1-422694	Fuel Discharge Tube
9	1-422695	Fuel Discharge Tube
10	335-50510	1-1/2" x 81-1/2" Long Pipe
11	03-50611	5/16" Plate Washer
12	06-51700	1" x 90° Elbow - Banded
13	39-52198	5/16-18 x 1" Long Carriage Bolt
14	02-54752	5/16-18 M-F Flange Whiz Lock Nut
15	35-55132	5/16-18 x 5/8" Long M-F Flange Whiz Lock Screw
16	69-55392	1/4 x 1/2" Long Hex Washer Head Tapping Screw
17	<u>For parts call out of Meter &amp; Hydraulics Assembly see 72726.</u>	
18	<u>For parts call out of Chassis Assembly see 72724.</u>	
19	<u>For parts call out of Outlet Adapter Assembly see 72753.</u>	
20	<u>For parts call out of MaxVac Assembly see 72751.</u>	

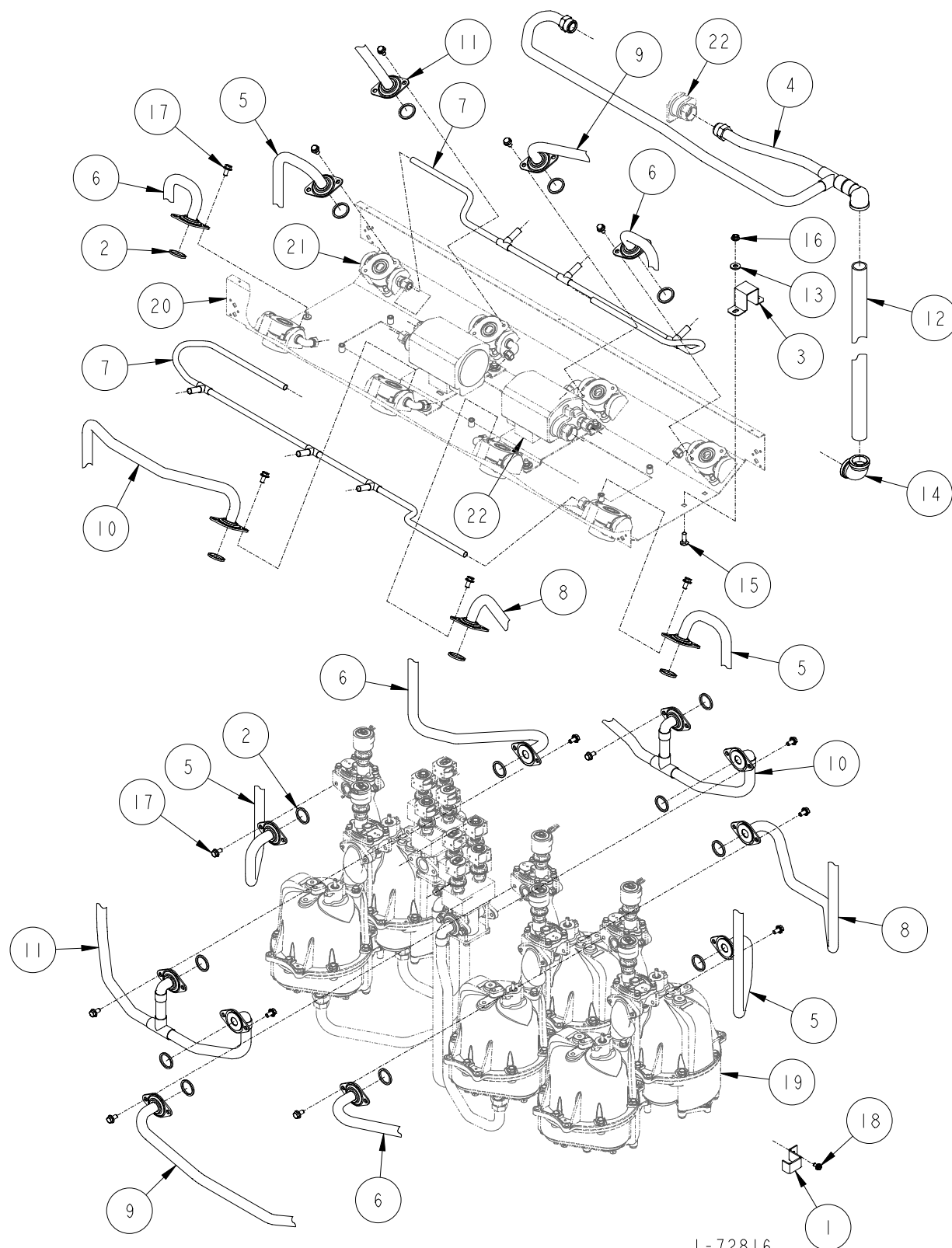
Reference for Tokheim internal use only:

321170	Fuel Tube Hydraulic Assembly
422624	Raceway Assembly

1-72815

## **DISCHARGE ASSEMBLY**

H428C-EB-MV



1-72816

## DISCHARGE ASSEMBLY

### H428C-EB-MV

ITEM NO.	PART NO.	DESCRIPTION
1	1-231856	Discharge Tube Bracket
2	13-313235	Gasket
3	1-321154	Down Pipe Bracket
4	1-422630	Vapor Inlet Tube
5	1-422641	Fuel Discharge Tube
6	1-422642	Fuel Discharge Tube
7	1-422683	Vapor Inlet Manifold
8	1-422694	Fuel Discharge Tube
9	1-422720	Fuel Discharge Tube
10	1-422721	Fuel Discharge Tube
11	1-422722	Fuel Discharge Tube
12	335-50510	1-1/2" x 81-1/2" Long Pipe
13	03-50611	5/16" Plate Washer
14	06-51700	1" x 90° Elbow - Banded (Remote Control)
	2-319405	Offset Tee (Suction System)
15	39-52198	5/16-18 x 1" Long Carriage Bolt
16	02-54752	5/16-18 M-F Flange Whiz Lock Nut
17	35-55132	5/16-18 x 5/8" Long M-F Flange Whiz Lock Screw
18	69-55392	1/4 x 1/2" Long Hex Washer Head Tapping Screw
19	<u>For parts call out of Meter &amp; Hydraulics Assembly see 72726.</u>	
20	<u>For parts call out of Chassis Assembly see 72724.</u>	
21	<u>For parts call out of Outlet Adapter Assembly see 72753.</u>	
22	<u>For parts call out of MaxVac Assembly see 72751.</u>	

Reference for Tokheim internal use only:

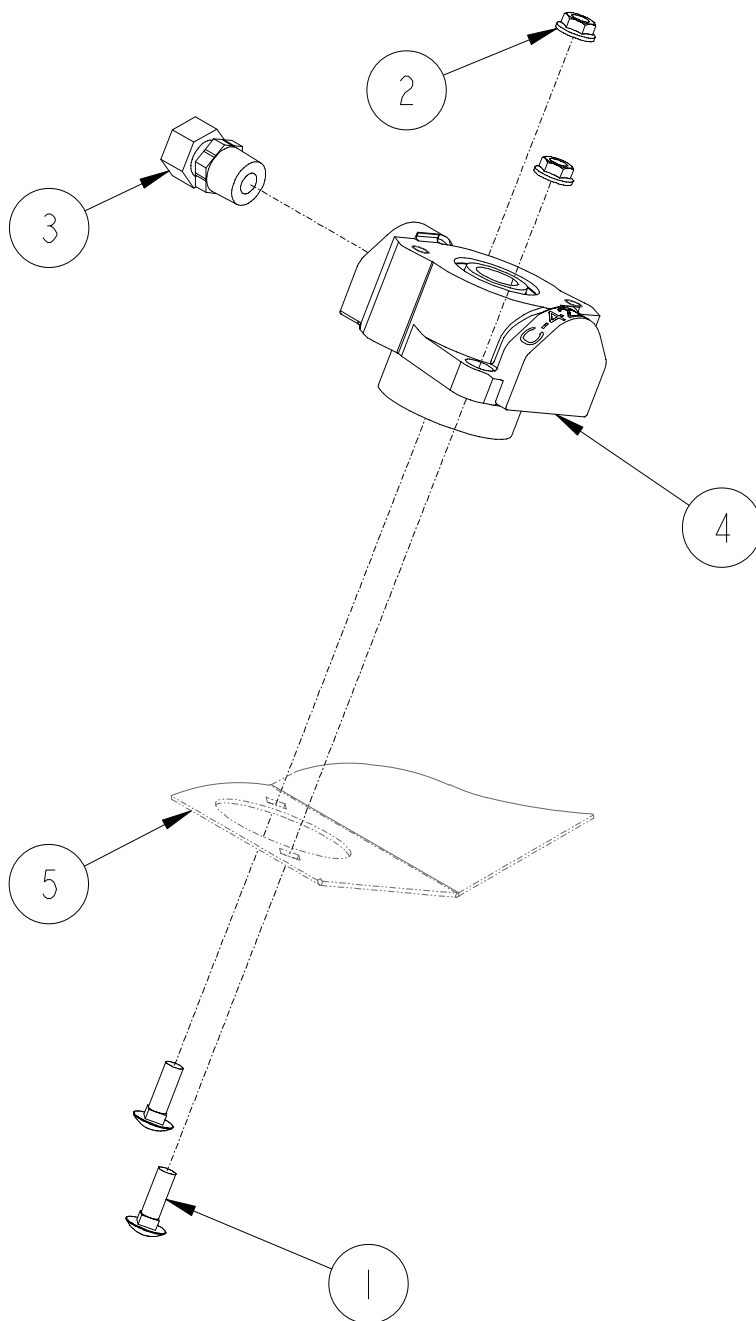
321170      Fuel Tube Hydraulic Assembly  
 422624      Raceway Assembly

1-72816

---

## **OUTLET ADAPTER ASSEMBLY**

(MAXVAC)



1-72753

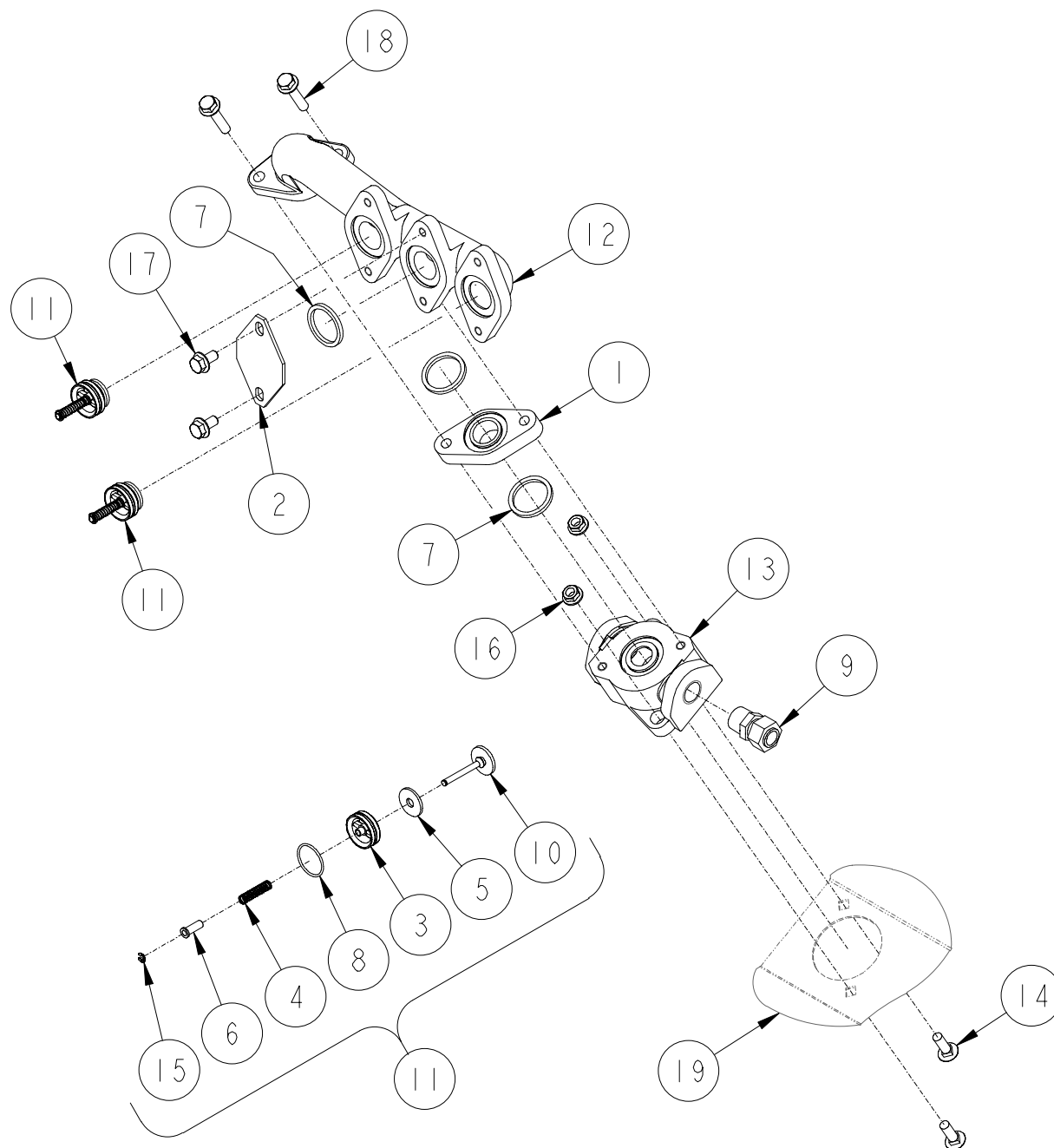
## OUTLET ADAPTER ASSEMBLY (MAXVAC)

ITEM NO.	PART NO.	DESCRIPTION
1	39-52198	5/16-18 x 1" Long Carriage Bolt
2	02-54752	5/16-18 M-F Flange Whiz Lock Nut
3	<u>Male</u>	
	1-232281	Elbow
	4-319636	Connector
4	1-422008	Outlet Adapter
5	<u>For parts call out of Chassis Assembly see:</u>	
	72779	H300C & H300D Series
	72724	H400C & H400D Series
	<u>Reference for Tokheim internal use only:</u>	
	422624	Raceway Assembly (H400C & H400D Series)
	422740	Raceway Assembly (H300C & H300D Series)

1-72753


 4  
C

## OUTLET ADAPTER ASSEMBLY (MAXVAC)



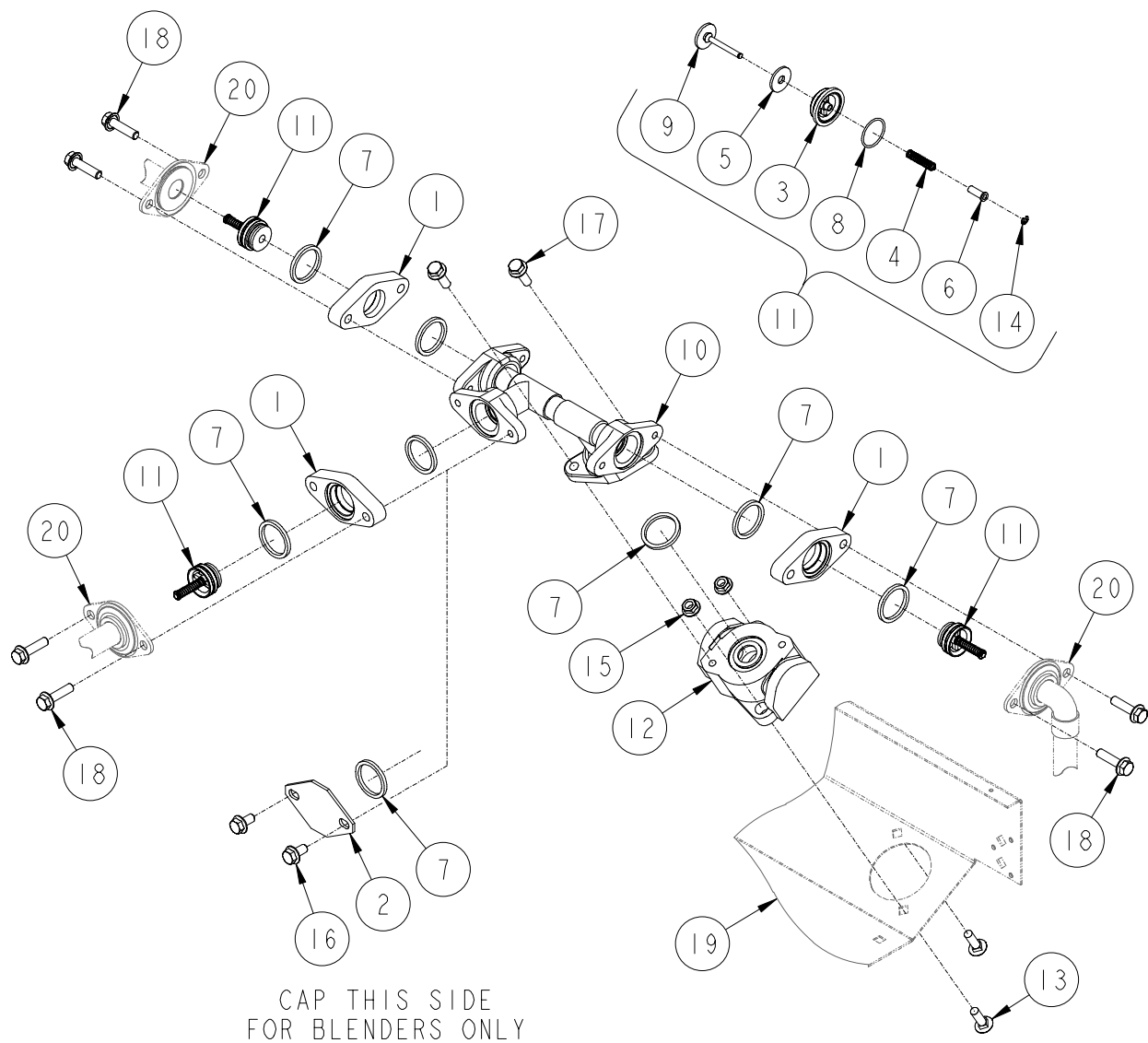
2-72762

## OUTLET ADAPTER ASSEMBLY (MAXVAC)

ITEM NO.	PART NO.	DESCRIPTION	ITEM NO.	PART NO.	DESCRIPTION
1	4-227299	Flange (Used with old Outlet Manifold 1-421962 only)	15	05-52482	Truarc Retaining Ring
2	1-228345	Manifold Cap	16	02-54752	5/16-18 M-F Flange Whiz Lock Nut
3	<u>Check Valve Seat</u>		17	35-55132	5/16-18 x 5/8" Long M-F Flange Whiz Lock Screw
	1-233801	All models except Canada	18	41-55132	M-F Flange Whiz Lock Screw
	2-233801	Canada	19	<u>For parts call out of Chassis Assembly see:</u>	
4	1-233802	Spring		72779	H300C Series
5	1-233805	Poppet Seal		72724	H400C Series
6	1-233807	Stem Sleeve		<u>Reference for Tokheim internal use only:</u>	
7	13-313235	Gasket		422740	Raceway Assembly (H300C & H300D Series)
8	18-318940	O Ring			
9	4-319636	Male Connector			
10	<u>Poppet Assembly</u>				
	1-321451	All models except Canada			
	2-321451	Canada			2-72762
11	<u>Check Valve Assembly</u>				
	321452-1	All models except Canada			
	321452-2	Canada			
12	<u>Outlet Manifold</u>				
	1-421962	Old Design (No longer used)			
	1-423000	New Design			
13	1-422007	Outlet Adapter			
14	39-52198	5/16-18 x 1" Long Carriage Bolt			

4  
C

## OUTLET ADAPTER ASSEMBLY (MAXVAC)



2-72820



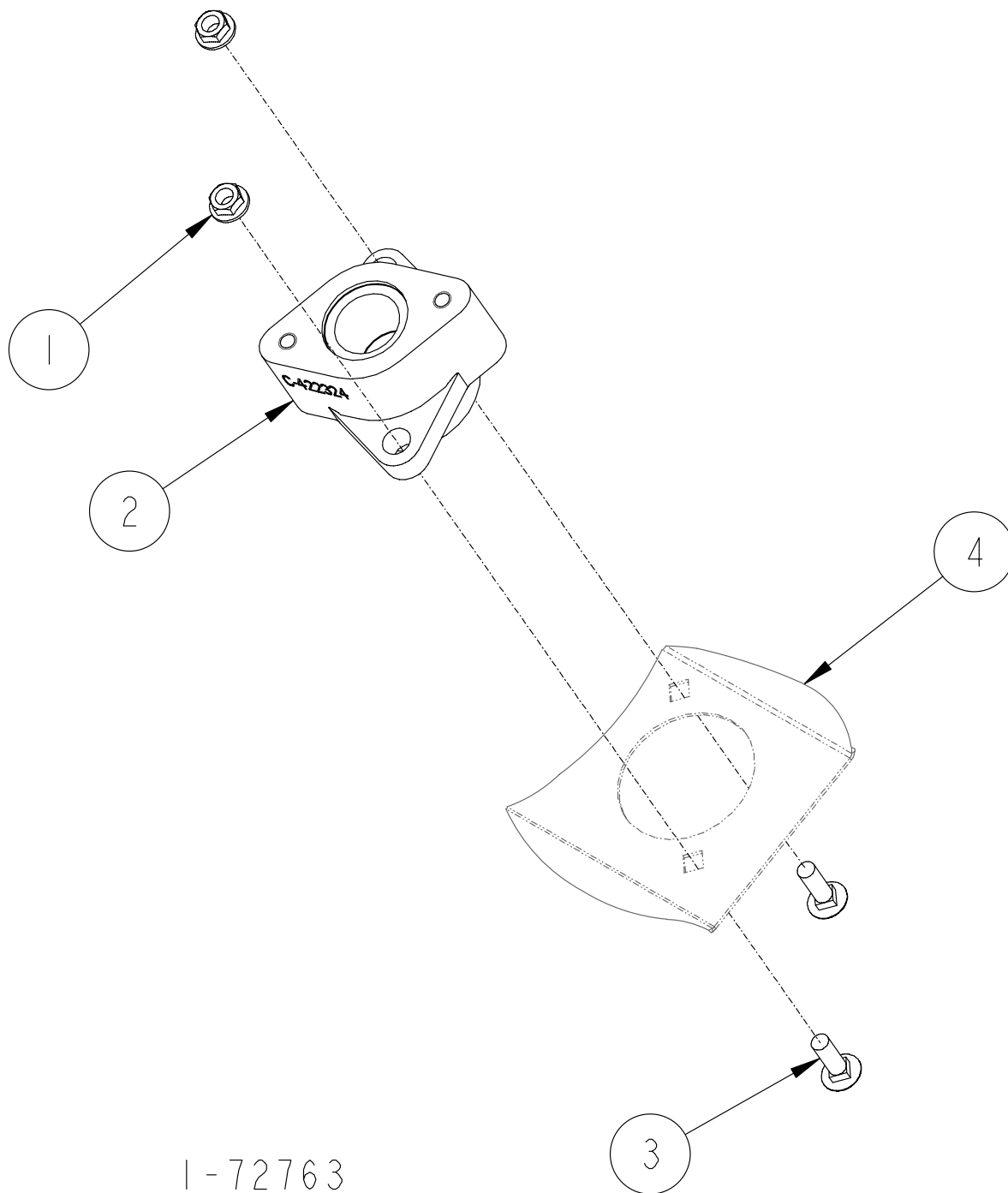
## OUTLET ADAPTER ASSEMBLY (MAXVAC)

ITEM NO.	PART NO.	DESCRIPTION	ITEM NO.	PART NO.	DESCRIPTION
1	5-227299	Flange	17	38-55132	5/16-18 x 1" Long M-F Flange Whiz Lock Screw
2	1-228345	Manifold Cap	18	40-55132	5/16-18 x 1-1/4" Long M-F Flange Whiz Lock Screw
3	<u>Check Valve Seat</u>		19	<u>For parts call out of Chassis Assembly see 72724</u>	
	1-233801	All models except Canada	20	<u>For parts call out of Discharge Assembly see:</u>	
	2-233801	Canada	72801	H424C-IV	
4	1-233802	Spring	72802	H424C-B3/4-IN/FN	
5	1-233805	Poppet Seal	72803	H424C-B3/4+DEISEL-IV	
6	1-233807	Stem Sleeve	72936	H422C-B3/5MR	
7	13-313235	Gasket	72937	H424C-IN/FN	
8	18-318940	O Ring	72939	H424C/D-TRIN/FN	
9	<u>Poppet Assembly</u>		72941	H424C-B3/4TR-IN/FN	
	1-321451	All models except Canada	<u>Reference for Tokheim internal use only:</u>		
	2-321451	Canada	422624	Raceway Assembly (H400C & H400D Series)	
10	1-321491	Manifold Assembly			
11	<u>Check Valve Assembly</u>				
	321452-1	All models except Canada			
	321452-2	Canada			
12	1-422008	Outlet Adapter			
13	39-52198	5/16-18 x 1" Long Carriage Bolt			
14	05-52482	Truarc Retaining Ring			
15	02-54752	5/16-18 M-F Flange Whiz Lock Nut			
16	35-55132	5/16-18 x 5/8" Long M-F Flange Whiz Lock Screw			

4  
C

## **OUTLET ADAPTER ASSEMBLY**

NON VAPOR



---

## OUTLET ADAPTER ASSEMBLY

### (NON VAPOR)

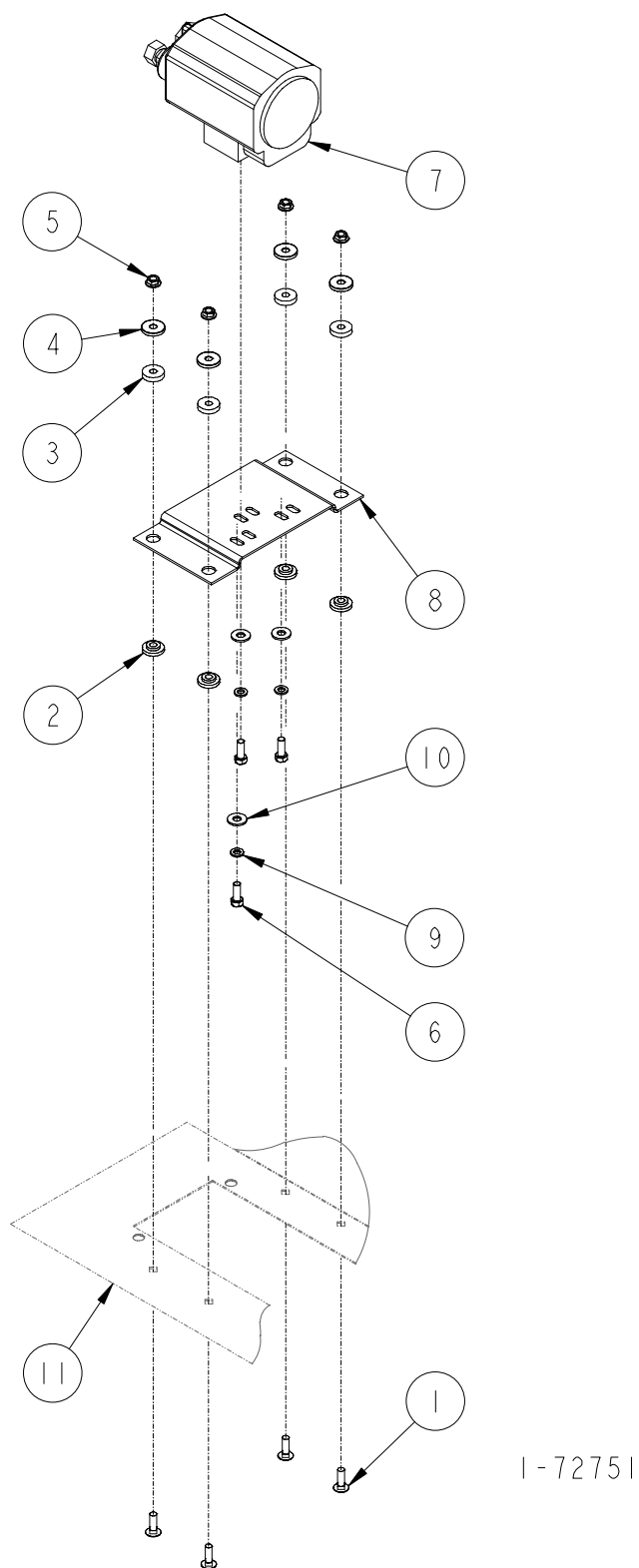
---

ITEM NO.	PART NO.	DESCRIPTION
1	02-54752	5/16-18 M-F Flange Whiz Lock Nut
2	1-422324	Outlet Adapter
3	39-52198	5/16-18 x 1" Long Carriage Bolt
4	<u>For parts call out of Chassis Assembly see:</u>	
	72779	H300C & H300D Series
	72724	H400C & H400D Series
	<u>Reference for Tokheim internal use only:</u>	
	422624	Raceway Assembly (H400C & H400D Series)
	422740	Raceway Assembly (H300C & H300D Series)

1-72763

**4  
C**

## MAX VAC ASSEMBLY



1-72751

---

**MaxVac ASSEMBLY**

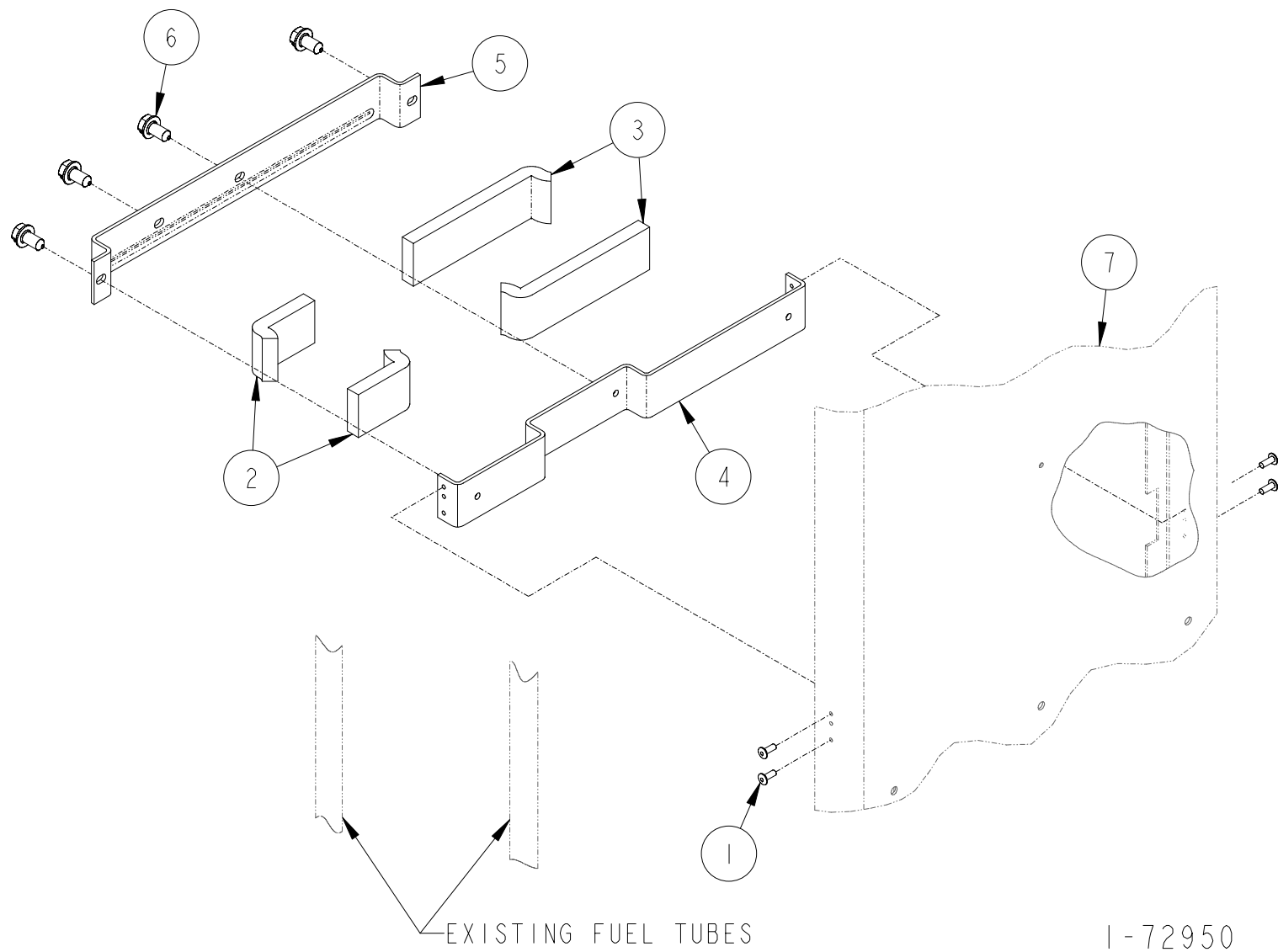

---

ITEM NO.	PART NO.	DESCRIPTION
1	39-52198	5/16-18 x 1" Long Carriage Bolt
2	1-114468	Cushion Grommet
3	1-114469	Cushion Washer
4	1-114470	Cushion Retainer
5	02-54752	5/16-18 M-F Flange Whiz Lock Nut
6	1-132767	M8 x 20mm Long Hex Head Machine Screw
7	3-421736	Vacuum Pump (Includes inlet filter)
	1-232793	Inlet Filter only
8	1-422671	MaxVac Pump Bracket
9	14-50641	5/16" Lockwasher
10	03-50611	5/16" Plate Washer
11	<u>For parts call out of Chassis Assembly see:</u>	
	72779	H300C & H300D Series
	72724	H400C & H400D Series
	<u>Reference for Tokheim internal use only:</u>	
	422740	Raceway Assembly

1-72751


 4  
C

# FUEL TUBE CLAMP ASSEMBLY



1-72950

**FUEL TUBE CLAMP ASSEMBLY**

ITEM NO.	PART NO.	DESCRIPTION
----------	----------	-------------

1	2-128281	Rivet
2	15-317638	Cushion
3	49-317638	Cushion
4	1-321415	Tube Bracket
5	1-321416	Tube Holder
6	69-55392	1/4 x 1/2" Long Hex Washer Head Tapping Screw

7 For parts call out of Chassis Assembly see:

72779          45"

72724          30"

Reference for Tokheim internal use only:

321170          45"

321212          30"

1-72950

898 Discharge Hydraulics (Max Vac)

