

HUSKY SAFE-T-BREAK® VALVES

FOR STANDARD FUELING APPLICATIONS

All Husky Safe-T-Breaks® stop the flow of fuel on both sides of the separation.

All Husky Safe-T-Breaks® have passed the demanding UL test requirements on separations without leaking or failing.

Husky Model #3360 and #3385 Reconnectable Safe-T-Breaks®

- Retains UL listing after reconnection.
 - Features a pre-loaded spring and a single turn wave spring that enables valve to resist sudden pressure build-up in the hose causing nuisance separations.
 - Separates at less than 200 lbf / 889.6 N which minimizes "backlash" force of separation, reducing damage to equipment.
- ### Husky Model #5230 Reconnectable Low-Pull Safe-T-Break®
- Retains UL listing after reconnection.
 - Uses the same pre-loaded spring and a single turn wave spring as Model #3360.
 - Separates at less than 115 lbf / 511.5 N.

Husky Model #2273 and #2774 Non-Reconnectable Safe-T-Breaks®

- Light-weight, inexpensive and disposable.
- Same instant-closing dual poppet check valve design as Model #3360.
- Separates at less than 300 lbf / 1334.4 N.

Husky Model #6130 PCC Non-Reconnectable Safe-T-Break®

- Internal Pressure Compensating Chamber (PCC) that prevents "line shock" nuisance separations.
- Same instant-closing dual poppet check valve as Model #3360.
- Separates at less than 225 lbf / 1000.8 N.



SPECIFYING INFORMATION

Model Number	Description	Weight lbs (kg)
NPTF Threads:		
3360	¾" F x ¾" F Reconnectable Safe-T-Break®	.59 (.26)
2273	¾" F x ¾" F Non-Reconnectable Safe-T-Break®	.78 (.35)
6130	¾" F x ¾" F PCC Non-Reconnectable Safe-T-Break®	.52 (.23)
5230	¾" F x ¾" F Reconnectable Low-Pull Safe-T-Break®	.59 (.26)
BSPP Threads:		
3385	¾" F x ¾" F Reconnectable Safe-T-Break®	.57 (.25)
2774	¾" F x ¾" F Non-Reconnectable Safe-T-Break®	.73 (.33)

CONSTRUCTION

Reconnectable Safe-T-Breaks®:

- Body: Aluminum
- Seals: Fluorocarbon
- Springs: Stainless Steel
- Stainless steel load and latch spring reverse mechanism.
- Hardened stainless steel latch ring and balls.

Non-Reconnectable Safe-T-Breaks®:

- Body: Zinc Alloys and Aluminum

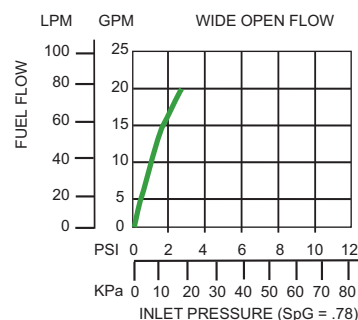
PATENTS and LISTINGS

Patent Numbers: 4,827,977 4,667,883 4,828,183

Listings:



MADE IN THE U.S.A.




HUSKY SAFE-T-BREAK® VALVES


FOR STANDARD FUELING APPLICATIONS

- Dimensions
- Accessories


Model #2273




Model #2774



Model #6130



Model #3360, 3385 and 5230



Whip Hoses

Model No.	Description
NPTF Threads:	
2274	3/4" M x 3/4" M (19 mm M x 19 mm M) Whip Hose
227374	3/4" M x 3/4" M (19 mm M x 19 mm M) Whip Hose connected to Model #2273 3/4" F x 3/4" F Non-Reconnectable Safe-T-Break®
336074	3/4" M x 3/4" M (19 mm M x 19 mm M) Whip Hose connected to Model #3360 3/4" F x 3/4" F Reconnectable Safe-T-Break®
2275	3/4" M x 3/4" M (19 mm M x 19 mm M) Whip Hose with Swivel Nut
227375	3/4" M x 3/4" M (19 mm M x 19 mm M) Whip Hose with Swivel Nut connected to Model #2273 3/4" F x 3/4" F Non-Reconnectable Safe-T-Break®
336075	3/4" M x 3/4" M (19 mm M x 19 mm M) Whip Hose with Swivel Nut connected to Model #3360 3/4" F x 3/4" F Reconnectable Safe-T-Break®

BSPP Threads:

2775	3/4" M x 3/4" M (19 mm M x 19 mm M) Whip Hose
------	---

Guards

Model No.	Description
3096	Scuff Guard for Model #3360, 6130 & 5230
6503	Dispenser Scuff Guard for Model #2273 and 2774

Color	Suffix	Color	Suffix
Blue	- 01	White	- 06
Red	- 02	Gold	- 08
Green	- 03	Silver	- 09
Black	- 04	BP Green	- 16
Yellow	- 05		

Testing and Maintenance Equipment

Model No.	Description
7000	Safe-T-Break® Drain Cup
3813	Safe-T-Break® Demonstration Kit

