

3000101

Rev A/27-Jan-94

| | | |
|---------|---|-----|
| 1410761 | CABLE, 2PD, LOWER JBOX HARNESS | 85 |
| 1410764 | CABLE, MB J3/J4 TO BARRIER, 27" | 86 |
| 1410765 | CABLE, 1 PD, SALE DISP. TO PPU, 32" | 86 |
| 1410766 | CABLE, 2 PD, PPU TO PPU, 16" | 87 |
| 1410767 | CABLE, CUSTOMER DISPLAY TO OPTION 3 BOARD, 24" | 87 |
| 1410768 | CABLE, 1 & 2 PD, CUST. DISP. TO OPTION BD, 34" | 88 |
| 1410769 | CABLE, 1 & 2 PD, CPU BD TO CASH/CREDIT SWITCH, 24" | 88 |
| 1410774 | CABLE, CARD READER KEYPAD TO OPTION BD, 30" | 89 |
| 1410775 | CABLE, CARD READER KEYPAD TO OPTION BD, 45" | 89 |
| 1410776 | CABLE, 1 & 2 PD, AC EXTENSION, 24" | 90 |
| 1410777 | CABLE, 1 & 2 PD, MB TO RLY BD COMM & BEEPER, 24" | 90 |
| 1410785 | CABLE, PRESET KEYPAD TO OPTION 3 BOARD, 30" | 91 |
| 1410786 | CABLE, PRESET KEYPAD TO OPTION 3 BOARD, 45" | 91 |
| 1410790 | CABLE, BARRIER TO PULSER / PUMP HANDLE, 2PD TS SAT. | 92 |
| 1410791 | CABLE, TRUCK STOP, 2 PD, MB J3 TO BARRIER | 92 |
| 1410792 | CABLE, TRUCK STOP, SATELLITE, PUMP HANDLE/VLV TO JBOX | 93 |
| 1410793 | CABLE, TRUCK STOP, SATELLITE, PUMP HANDLE TO BARRIER | 93 |
| 1410794 | CABLE, TRUCK STOP, 2 PD, SATELLITE, JBOX | 94 |
| 1410796 | CABLE, TRUCK STOP, MB J3 / J4 TO BARRIER | 94 |
| 1410797 | CABLE, TRUCK STOP, 1 PD, BARRIER TO PULSER/PUMP HAND | 95 |
| 1410798 | CABLE, TRUCK STOP, 1 PD, BARRIER TO PULSER/HANDLE | 95 |
| 1410799 | CABLE, TRUCK STOP, 1 PD, MB J3 TO BARRIER | 96 |
| 1410800 | CABLE, TRUCK STOP, 1 PD, SATELLITE JBOX | 96 |
| 1410801 | CABLE, TRUCK STOP, 1 PD, PUMP HAND/VLV TO JBOX | 97 |
| 1410802 | CABLE, TRUCK STOP, 1 PD, SAT. PUMP HAND TO BARRIER | 97 |
| 1410803 | CABLE, TRUCK STOP, 1 PD, JBOX HARNESS | 98 |
| 1410804 | CABLE, TRUCK STOP, 2 PD, JBOX HARNESS | 98 |
| 1410807 | CABLE, SINGLE HOSE, BARRIER TO PUMP HAND/PULSER | 99 |
| 1410809 | CABLE, SINGLE HOSE, BARRIER TO MB J3/J4 | 99 |
| 1410810 | CABLE, MB J8 TO SELECT KEYPAD, 23" | 100 |
| 1410811 | CABLE, MB J9 TO SELECT KEYPAD, 35" | 100 |
| 1410812 | CABLE, MB J2 TO POWER SUPPLY J1 AND CAP | 101 |
| 1410819 | CABLE, BALLAST EXTENSION, 7" | 101 |
| 1410821 | CABLE, TRUCK STOP 1PD SAT, PUMP HANDLE TO BARRIER | 102 |
| 1410822 | CABLE, TRUCK STOP 1PD SAT, BARRIER TO J-BOX | 102 |
| 1410824 | CABLE, PRINTER, 36" | 103 |
| 1410825 | CABLE, PRINTER, 16" | 103 |
| 1410826 | CABLE, DRIVER BOARD TO PRINTER MECH FF, DISCRETE, 24" | 104 |
| 1410829 | CABLE, BALLAST LAMP, BLUE, 30" | 104 |
| 1410830 | CABLE, BALLAST LAMP, RED, 30" | 105 |
| 1410831 | CABLE, BALLAST LAMP, BLUE, 25" | 105 |
| 1410832 | CABLE, BALLAST LAMP, RED, 25" | 106 |
| 1410833 | CABLE, BALLAST LAMP, YELLOW, 45" | 106 |
| 1410848 | CABLE, BALLAST LAMP, YELLOW, 40" | 107 |
| 1410865 | CABLE, PRINTER/CARD READER, 15" AND 30" | 107 |
| 1410866 | CABLE, PRINTER/CARD READER, 23" AND 36" | 108 |
| 1410871 | CABLE, 24 VOLT POWER SUPPLY J3 TO PRINTER BD J1 | 108 |
| 1410873 | CABLE, DEBIT MODULE TO DRIVER BOARD, FRONT SIDE 23" | 109 |
| 1410874 | CABLE, DEBIT MODULE TO DRIVER BOARD, BACK SIDE 53" | 109 |
| 1410875 | CABLE, DEBIT MODULE J4 TO BEEPER | 110 |
| 1410876 | CABLE, 2 PD, SAT, J-BOX TO BARRIER ADAPTER CABLE | 110 |
| 1410877 | CABLE, 2 PD, SATELLITE, PUMP HANDLE BARRIER ADAPTER | 111 |
| 1410878 | CABLE, 2PD, BARRIER TO PUMP HANDLE | 111 |

| | |
|---|------------|
| HYDRAULIC & MECHANICAL PART PICTURES | 113 |
| E-301 GASKET, METER MANIFOLD, METER INLET | 113 |
| E-400-3 METER, GALLONS, 4 REVOLUTION | 114 |

| | | |
|----------|--|-----|
| E-400-4 | METER, LITERS, 4 REVOLUTION..... | 114 |
| L-8041-1 | MECHANICAL TOTALIZER | 115 |
| P-1136-P | CHECK VALVE | 116 |
| S-914-4 | HOSE OUTLET, 3/4" X 3/4" | 117 |
| S-914-6 | HOSE OUTLET, 1" X 1" | 117 |
| X-420 | STREET ELL, GALV, 3/4" X 90 | 118 |
| X-428 | UNION, GROUND JOINT, 1-1/2" | 119 |
| X-456 | BUSHING, 3/4 X 1" | 120 |
| X-473-5 | NIPPLE, 1-1/2" X 5-1/2 GALV, INLET | 121 |
| X-479-5 | TEE, GALV, 3/4" X 1" X 3/4" | 122 |
| X-620-4 | GASKET, METER MANIFOLD, MANIFOLD INLET | 123 |
| X-766 | FILTER, WIX 24006 PARTICLE 7 MIC | 124 |
| X-766-1 | FILTER, WIX 24011 WATER ABSORBENT, DIESEL, 10 MIC | 124 |
| 4070009 | ADAPTER, INVERTED FLARE..... | 125 |
| 4070014 | PIPE COUPLING, GALV, 3/4" | 126 |
| 4070015 | VAPOR MANIFOLD, 3PD, BACK SIDE | 127 |
| 4070016 | VAPOR MANIFOLD, 3PD, FRONT SIDE | 128 |
| 4070017 | VAPOR MANIFOLD, 4PD W/DIESEL, FRONT SIDE | 129 |
| 4070018 | VAPOR MANIFOLD, 4PD W/DIESEL, BACK SIDE..... | 130 |
| 4070020 | TUBING, SIDE CHANNEL PRODUCT LINE, OUTLETS 1 & 5 | 131 |
| 4070021 | TUBING, SIDE CHANNEL PRODUCT LINE, OUTLETS 2 & 6 | 132 |
| 4070022 | TUBING, SIDE CHANNEL PRODUCT LINE, OUTLETS 3 & 7 | 133 |
| 4070023 | TUBING, SIDE CHANNEL PRODUCT LINE, OUTLETS 4 & 8 | 134 |
| 4070024 | VAPOR MANIFOLD, 4PD, FRONT SIDE | 135 |
| 4070025 | VAPOR MANIFOLD, 4PD, BACK SIDE | 136 |
| 4070026 | TUBING, METER TO VALVE, VALVES 1 & 5..... | 137 |
| 4070027 | TUBING, METER TO VALVE, VALVES 2 & 6..... | 138 |
| 4070028 | TUBING, METER TO VALVE, VALVES 3 & 7..... | 139 |
| 4070029 | TUBING, METER TO VALVE, VALVES 4 & 8..... | 140 |
| 4070030 | TUBING, METER TO VALVE, HOSE 2, 3PD | 141 |
| 4070054 | TUBING, VAPOR RISER 4000, FRONT SIDE | 142 |
| 4070056 | CHECK VALVE, IN-LINE SPRING LOADED | 143 |
| 4070057 | TUBING, 4331 PRODUCT MANIFOLD TO HOSE OUTLET | 144 |
| 4070058 | TUBING, VAPOR RISER 4331, FRONT SIDE | 145 |
| 4070059 | TUBING, VAPOR RISER 4331, BACK SIDE | 146 |
| 4070060 | TUBING, VAPOR RISER 4000, BACK SIDE | 147 |
| 4090004 | VALVE, 3/4" DUAL 120V/60HZ | 148 |
| 4100020 | BUSHING, VAPOR SPLITTER | 149 |
| 4100092 | HOSE OUTLET, EMCO WHEATON, VAPOR SPLITTER | 150 |
| 4130007 | MECHANICAL TOTALIZER, 5 TO 1 | 151 |
| 8100096 | BLEND VALVE ASSEMBLY | 152 |
| 8100098 | METER MANIFOLD, ONE SIDED DISPENSER | 153 |
| 8100099 | METER MANIFOLD, TWO SIDED DISPENSER | 153 |
| 8100110 | FILTER CASTING W/ CHECK VALVE COMPARTMENT | 154 |
| 8100113 | FILTER CASTING W/ CHECK VALVE INSTALLED | 154 |
| 8300232 | TUBING, METER D TO VALVE, 1PD | 155 |
| 8300258 | PRODUCT MANIFOLD, 3 TO 1, 4331 | 156 |
| 8300259 | TUBING, INLET METER A TO BLEND VALVE, 3 AND 4PD | 157 |
| 8300261 | TUBING, 4331, SIDE PRODUCT LINE, METER A & E..... | 158 |
| 8300262 | TUBING, 4331, SIDE PRODUCT LINE, METER C & F | 159 |
| 830 0264 | TUBING, 4331, SIDE PRODUCT LINE, METER E & D | 160 |
| 8300289 | TUBING, INLET METER TO BLEND VALVE, 4PD..... | 161 |
| 8300290 | TUBING, INLET METER TO BLEND VALVE, 3PD..... | 162 |
| 8300300 | CHECK VALVE, IN-LINE SPRING LOADED, PRESSURE RELIEF..... | 163 |
| 8300320 | VAPOR MANIFOLD, 2PD, FRONT SIDE | 164 |
| 8300321 | VAPOR MANIFOLD, 2PD, BACK SIDE | 165 |
| 8300322 | TUBING, CANOPY PRODUCT LINE, 4331 | 166 |

3000101

Rev A/27-Jan-94

| | | |
|---------|---|-----|
| 8300359 | VAPOR MANIFOLD, 2PD, PMEX..... | 167 |
| 8600022 | SWITCH MECHANISM W/HALL EFFECT SWITCH..... | 168 |
| 8600031 | LIFT HANDLE, TALL, FOR USE WITH BOOTED VAPOR NOZZLES..... | 169 |
| 8600032 | LIFT HANDLE, SHORT, FOR USE WITH STANDARD NOZZLES..... | 170 |
| 8800450 | PULSER TOTALIZER ASSEMBLY, 4000 MPD'S..... | 171 |
| 8800583 | PULSER TOTALIZER ASSEMBLY, 4000 TRUCKSTOP..... | 172 |

TRUCK STOP HYDRAULIC PART DRAWINGS 173

| | | |
|---------|--|-----|
| 8910499 | 4611 AND 4722 SATELLITE HOSE INLET "B" (SIB) HYDRAULICS..... | 173 |
| 8910500 | 4722 SATELLITE HOSE INLET "A" (SIA) HYDRAULICS..... | 174 |
| 8910501 | 4720 AND 4722 INLET "B" MASTER HOSE HYDRAULICS..... | 175 |
| 8910502 | 4610, 4620, 4720, AND 4722 INLET "A" MASTER HOSE HYDRAULICS..... | 176 |
| 8910513 | 4801, 4802, AND 4902 SATELLITE HOSE HYDRAULICS..... | 177 |

DISPENSER FRAME PART DRAWINGS 179

| | | |
|---------|---------------------------------------|-----|
| 8200231 | 4100 / 4200 FRAME ASSEMBLY..... | 179 |
| 8900563 | 4100 / 4200 CABINET ASSEMBLY..... | 181 |
| 8910417 | 4100 / 4200 COMPUTER HEAD..... | 183 |
| 8200197 | 4300 / 4400 FRAME ASSEMBLY..... | 185 |
| 8900423 | 4300 / 4400 CABINET ASSEMBLY..... | 187 |
| 8910408 | 4300 / 4400 COMPUTER HEAD..... | 189 |
| 8200254 | 4000 TRUCK STOP FRAME ASSEMBLY..... | 191 |
| 8900632 | 4000 TRUCK STOP CABINET ASSEMBLY..... | 193 |

4000 DISPENSER PARTS LIST 195

| | |
|---------------------|-----|
| BY DESCRIPTION..... | 195 |
| BY PART NUMBER..... | 205 |


REFERENCE MATERIAL..... 215

| | |
|--|-----|
| 4000 CABLE & ELECTRONIC REFERENCE TABLES..... | 215 |
| 4100..... | 215 |
| 4110..... | 217 |
| 4200..... | 219 |
| 4220..... | 221 |
| 4300..... | 223 |
| 4330..... | 225 |
| 4301..... | 227 |
| 4331..... | 228 |
| 4400..... | 229 |
| 4440..... | 231 |
| 4610..... | 233 |
| 4611..... | 235 |
| 4620..... | 237 |
| 4720..... | 239 |
| 4722..... | 241 |
| 4801..... | 243 |
| 4802..... | 243 |
| 4902..... | 243 |
| HYDRAULIC REFERENCE VIEWS..... | 245 |
| 8910519 4110 HYDRAULICS..... | 245 |
| 8910545 4220 HYDRAULICS..... | 249 |
| 8910522 4330 HYDRAULICS..... | 253 |
| 8910515 4331 HYDRAULICS..... | 257 |
| 8910561 4330 AMOCO VAPOR ASSIST CANOPY HYDRAULICS..... | 261 |
| 8910517 4440 HYDRAULICS..... | 262 |
| 8910436 4440 HYDRAULIC COMPARTMENT WITH BLEND VALVE..... | 266 |
| 8910437 4330 HYDRAULIC COMPARTMENT WITH BLEND VALVE..... | 267 |

4000 Dispenser
Hydraulic &
Mechanical Parts

SECTION 6, SERVICE PARTS


| PART NUMBER | DESCRIPTION | REF # |
|-------------|-------------------------------------|-------|
| E-301 | Gasket, Meter Manifold, Meter Inlet | |

**NOTES:**

4000 Dispenser
Hydraulic &
Mechanical Parts

SECTION 6, SERVICE PARTS

| PART NUMBER | DESCRIPTION | REF # |
|-------------|------------------------------|-------|
| E-400-3 | Meter, Gallons, 4 Revolution | |
| E-400-4 | Meter, Liters, 4 Revolution | |




NOTES:

4000 Dispenser
Hydraulic &
Mechanical Parts

SECTION 6, SERVICE PARTS

| PART NUMBER | DESCRIPTION | REF # |
|-------------|----------------------|-------|
| L-8041-1 | Mechanical Totalizer | |




NOTES:

This Totalizer is used on the 8800583 Truck Stop Pulser Totalizer assembly.

4000 Dispenser
Hydraulic &
Mechanical Parts

SECTION 6, SERVICE PARTS

| PART NUMBER | DESCRIPTION | REF # |
|-------------|-------------|-------|
| P-1136-P | Check Valve | |




NOTES:

The Check Valve can be removed using a Check Valve Tool with PN P-1124.

4000 Dispenser
Hydraulic &
Mechanical Parts

SECTION 6, SERVICE PARTS

| PART NUMBER | DESCRIPTION | REF # |
|-------------|--------------------------|-------|
| S-914-4 | Hose Outlet, 3/4" X 3/4" | |
| S-914-6 | Hose Outlet, 1" X 1" | |




NOTES:

4000 Dispenser
Hydraulic &
Mechanical Parts

SECTION 6, SERVICE PARTS


| PART NUMBER | DESCRIPTION | REF # |
|-------------|-----------------------------|-------|
| X-420 | Street Ell, Galv, 3/4" X 90 | |



NOTES:

4000 Dispenser
Hydraulic &
Mechanical Parts

SECTION 6, SERVICE PARTS

| PART NUMBER | DESCRIPTION | REF # |
|---|-----------------------------|-------|
| X-428 | Union, Ground Joint, 1-1/2" | |
|  | | |
| NOTES: | | |
| | | |

4000 Dispenser
Hydraulic &
Mechanical Parts

SECTION 6, SERVICE PARTS

| PART NUMBER | DESCRIPTION | REF # |
|-------------|-------------------|-------|
| X-456 | Bushing, 3/4 X 1" | |




NOTES:

4000 Dispenser
Hydraulic &
Mechanical Parts

SECTION 6, SERVICE PARTS

| PART NUMBER | DESCRIPTION | REF # |
|-------------|------------------------------------|-------|
| X-473-5 | Nipple, 1-1/2" X 5-1/2 Galv, Inlet | |




NOTES:

4000 Dispenser
Hydraulic &
Mechanical Parts

SECTION 6, SERVICE PARTS

| PART NUMBER | DESCRIPTION | REF # |
|-------------|-----------------------------|-------|
| X-479-5 | Tee, Galv, 3/4" X 1" X 3/4" | |



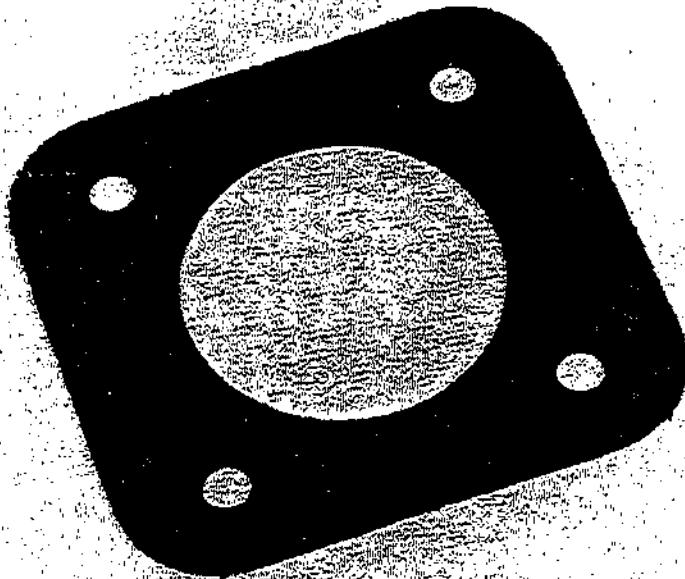
NOTES:

The Tee is shown with an X-471-8 Nipple and two 4070009 Flare Adapters. These parts are not supplied with the Tee and must be ordered separately.

4000 Dispenser
Hydraulic &
Mechanical Parts

SECTION 6, SERVICE PARTS

| PART NUMBER | DESCRIPTION | REF # |
|-------------|--|-------|
| X-620-4 | Gasket, Meter Manifold, Manifold Inlet | |




NOTES:

4000 Dispenser
Hydraulic &
Mechanical Parts

SECTION 6, SERVICE PARTS


| PART NUMBER | DESCRIPTION | REF # |
|-------------|---|-------|
| X-766 | Filter, Wix 24006 Particle 7 Mic | |
| X-766-1 | Filter, Wix 24011 Water Absorbent, Diesel, 10 Mic | |



NOTES:

4000 Dispenser
Hydraulic &
Mechanical Parts


SECTION 6, SERVICE PARTS

| PART NUMBER | DESCRIPTION | REF # |
|---|-------------------------|-------|
| 4070009 | Adapter, Inverted Flare | |
|  | | |
| NOTES: | | |
| | | |

4000 Dispenser
Hydraulic &
Mechanical Parts

SECTION 6, SERVICE PARTS

| PART NUMBER | DESCRIPTION | REF # |
|-------------|---------------------------|-------|
| 4070014 | Pipe Coupling, Galv, 3/4" | |




NOTES:

The Pipe Coupling is shown with two 4070009 Flare Adapters. The Adapters are not supplied with the Coupling and must be ordered separately.

4000 Dispenser
Hydraulic &
Mechanical Parts


SECTION 6, SERVICE PARTS

| PART NUMBER | DESCRIPTION | REF # |
|--|--------------------------------|-------|
| 4070015 | Vapor Manifold, 3PD, Back Side | |
|  | | |
| NOTES: | | |
| | | |

4000 Dispenser
Hydraulic &
Mechanical Parts

SECTION 6, SERVICE PARTS

| PART NUMBER | DESCRIPTION | REF # |
|-------------|---------------------------------|-------|
| 4070016 | Vapor Manifold, 3PD, Front Side | |




NOTES:

4000 Dispenser
Hydraulic &
Mechanical Parts

SECTION 6, SERVICE PARTS

| PART NUMBER | DESCRIPTION | REF # |
|-------------|--|-------|
| 4070017 | Vapor Manifold, 4PD w/Diesel, Front Side | |




NOTES:

4000 Dispenser
Hydraulic &
Mechanical Parts

SECTION 6, SERVICE PARTS


| PART NUMBER | DESCRIPTION | REF # |
|-------------|---|-------|
| 4070018 | Vapor Manifold, 4PD w/Diesel, Back Side | |



NOTES:

4000 Dispenser
Hydraulic &
Mechanical Parts


SECTION 6, SERVICE PARTS

| PART NUMBER | DESCRIPTION | REF # |
|--|--|-------|
| 4070020 | Tubing, Side Channel Product Line, Outlets 1 & 5 | |
|  | | |
| NOTES: | | |
| | | |

4000 Dispenser
Hydraulic &
Mechanical Parts

SECTION 6, SERVICE PARTS

| PART NUMBER | DESCRIPTION | REF # |
|-------------|--|-------|
| 4070021 | Tubing, Side Channel Product Line, Outlets 2 & 6 | |





NOTES:

Empty space for notes.

4000 Dispenser
Hydraulic &
Mechanical Parts

SECTION 6, SERVICE PARTS


| PART NUMBER | DESCRIPTION | REF # |
|--|--|-------|
| 4070022 | Tubing, Side Channel Product Line, Outlets 3 & 7 | |
|  | | |
| NOTES: | | |
| | | |



4000 Dispenser
Hydraulic &
Mechanical Parts

SECTION 6, SERVICE PARTS

| PART NUMBER | DESCRIPTION | REF # |
|-------------|--|-------|
| 4070023 | Tubing, Side Channel Product Line, Outlets 4 & 8 | |




NOTES:

4000 Dispenser
Hydraulic &
Mechanical Parts

SECTION 6, SERVICE PARTS

| PART NUMBER | DESCRIPTION | REF # |
|-------------|---------------------------------|-------|
| 4070024 | Vapor Manifold, 4PD, Front Side | |



NOTES:

4000 Dispenser
Hydraulic &
Mechanical Parts

SECTION 6, SERVICE PARTS

| PART NUMBER | DESCRIPTION | REF # |
|-------------|--------------------------------|-------|
| 4070025 | Vapor Manifold, 4PD, Back Side | |




NOTES:

4000 Dispenser
Hydraulic &
Mechanical Parts

SECTION 6, SERVICE PARTS

| PART NUMBER | DESCRIPTION | REF # |
|-------------|--------------------------------------|-------|
| 4070026 | Tubing, Meter to Valve, Valves 1 & 5 | |




NOTES:

4000 Dispenser
Hydraulic &
Mechanical Parts

SECTION 6, SERVICE PARTS

| PART NUMBER | DESCRIPTION | REF # |
|-------------|--------------------------------------|-------|
| 4070027 | Tubing, Meter to Valve, Valves 2 & 6 | |



NOTES:

4000 Dispenser
Hydraulic &
Mechanical Parts

SECTION 6, SERVICE PARTS

| PART NUMBER | DESCRIPTION | REF # |
|-------------|--------------------------------------|-------|
| 4070028 | Tubing, Meter to Valve, Valves 3 & 7 | |




NOTES:

4000 Dispenser
Hydraulic &
Mechanical Parts

SECTION 6, SERVICE PARTS

| PART NUMBER | DESCRIPTION | REF # |
|-------------|--------------------------------------|-------|
| 4070029 | Tubing, Meter to Valve, Valves 4 & 8 | |



NOTES:

4000 Dispenser
Hydraulic &
Mechanical Parts

SECTION 6, SERVICE PARTS

| PART NUMBER | DESCRIPTION | REF # |
|-------------|-------------------------------------|-------|
| 4070030 | Tubing, Meter to Valve, Hose 2, 3PD | |



NOTES:

4000 Dispenser
Hydraulic &
Mechanical Parts

SECTION 6, SERVICE PARTS

| PART NUMBER | DESCRIPTION | REF # |
|-------------|--------------------------------------|-------|
| 4070054 | Tubing, Vapor Riser 4000, Front Side | |




NOTES:

4000 Dispenser
Hydraulic &
Mechanical Parts

SECTION 6, SERVICE PARTS

| PART NUMBER | DESCRIPTION | REF # |
|-------------|------------------------------------|-------|
| 4070056 | Check Valve, In-line Spring Loaded | |




NOTES:

4000 Dispenser
Hydraulic &
Mechanical Parts

SECTION 6, SERVICE PARTS

| PART NUMBER | DESCRIPTION | REF # |
|-------------|--|-------|
| 4070057 | Tubing, 4331 Product Manifold to Hose Outlet | |

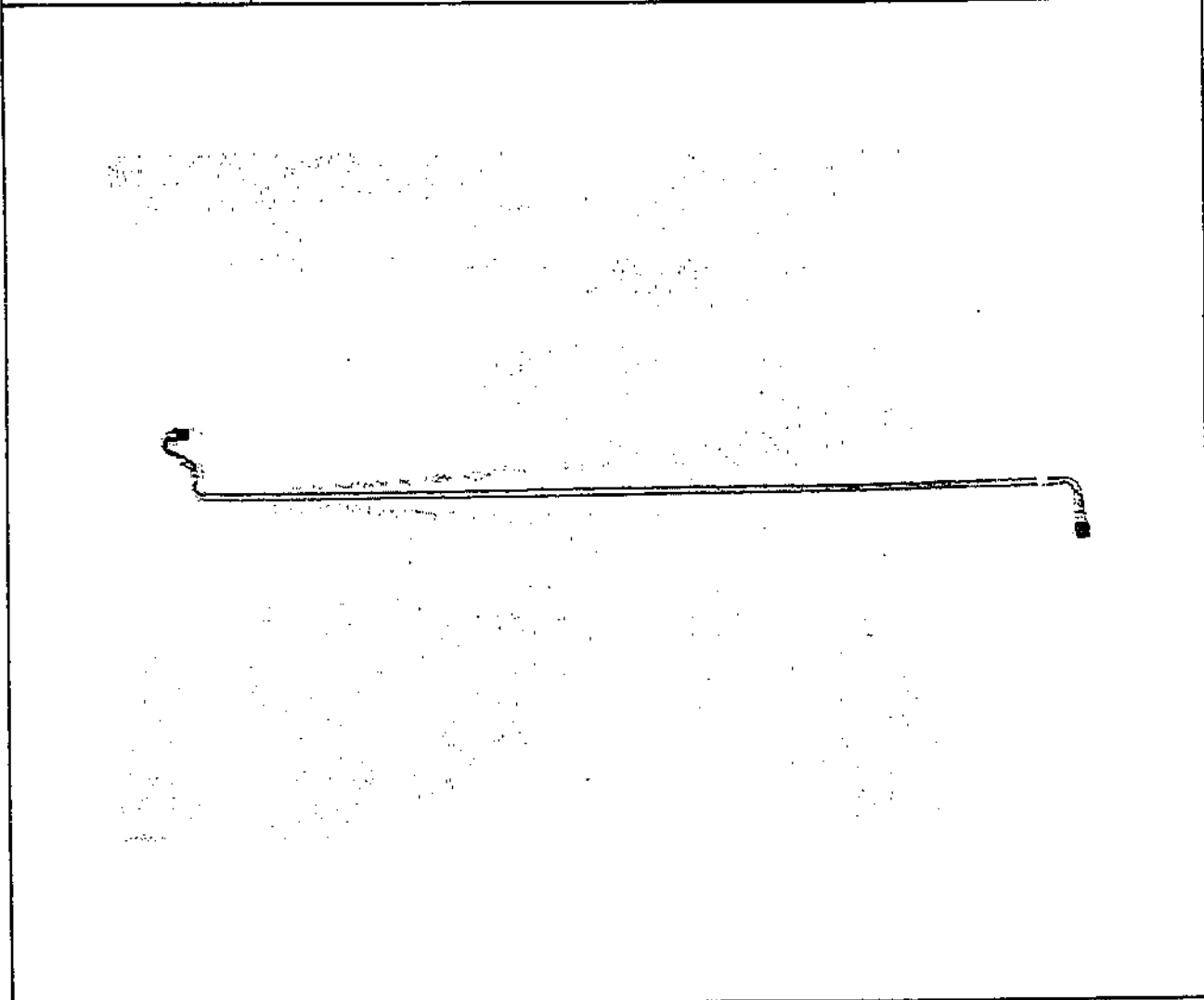


NOTES:


4000 Dispenser
Hydraulic &
Mechanical Parts

SECTION 6, SERVICE PARTS

| PART NUMBER | DESCRIPTION | REF # |
|-------------|--------------------------------------|-------|
| 4070058 | Tubing, Vapor Riser 4331, Front Side | |




NOTES:



4000 Dispenser
Hydraulic &
Mechanical Parts

SECTION 6, SERVICE PARTS


| PART NUMBER | DESCRIPTION | REF # |
|-------------|-------------------------------------|-------|
| 4070059 | Tubing, Vapor Riser 4331, Back Side | |



NOTES:

4000 Dispenser
Hydraulic &
Mechanical Parts

SECTION 6, SERVICE PARTS

| PART NUMBER | DESCRIPTION | REF # |
|--|-------------------------------------|-------|
| 4070060 | Tubing, Vapor Riser 4000, Back Side | |
|  | | |
| NOTES: | | |
| | | |

4000 Dispenser
Hydraulic &
Mechanical Parts

SECTION 6, SERVICE PARTS

| PART NUMBER | DESCRIPTION | REF # |
|-------------|-------------------------------|-------|
| 4090004 | Valve, 3/4" Dual 120V/60Hz | |
| 4090002 | Valve, 3/4" Dual 220V/50-60Hz | |




NOTES:

When replacing a valve, the conduit should be used from the old valve. Repot the conduit with a compound similar to "Chico A" potting compound.

4000 Dispenser
Hydraulic &
Mechanical Parts

SECTION 6, SERVICE PARTS

| PART NUMBER | DESCRIPTION | REF # |
|-------------|-------------------------|-------|
| 4100020 | Bushing, Vapor Splitter | |




NOTES:

4000 Dispenser
Hydraulic &
Mechanical Parts

SECTION 6, SERVICE PARTS

| PART NUMBER | DESCRIPTION | REF # |
|-------------|---|-------|
| 4100092 | Hose Outlet, Emco Wheaton, Vapor Splitter | |




NOTES:

The 4100092 Vapor Splitter should be used as a direct replacement for the 4100052 Vapor Splitter. The 4100052 Vapor Splitter is no longer available. Use the 4100020 Vapor Splitter Bushing when using a standard non-vapor hose.

4000 Dispenser
Hydraulic &
Mechanical Parts

SECTION 6, SERVICE PARTS

| PART NUMBER | DESCRIPTION | REF # |
|-------------|------------------------------|-------|
| 4130007 | Mechanical Totalizer, 5 to 1 | |


**NOTES:**

This Totalizer is used on the 8800450 Pulser Totalizer assembly.

4000 Dispenser
Hydraulic &
Mechanical Parts

SECTION 6, SERVICE PARTS

| PART NUMBER | DESCRIPTION | REF # |
|-------------|----------------------|-------|
| 8100096 | Blend Valve Assembly | |



NOTES:


The Blend Valve Assembly can be ordered with the ratios 30/70, 35/65, 40/60, 45/55, and 50/50. Kits to change the Blend Valve ratio are as listed:

| Part Number | Ratio |
|-------------|-------|
| 8400043 | 50/50 |
| 8400044 | 45/55 |
| 8400045 | 40/60 |
| 8400046 | 35/65 |
| 8400047 | 30/70 |

4000 Dispenser
Hydraulic &
Mechanical Parts

SECTION 6, SERVICE PARTS

| PART NUMBER | DESCRIPTION | REF # |
|-------------|-------------------------------------|-------|
| 8100098 | Meter Manifold, One Sided Dispenser | |
| 8100099 | Meter Manifold, Two Sided Dispenser | |



NOTES:

4000 Dispenser
Hydraulic &
Mechanical Parts

SECTION 6, SERVICE PARTS

| PART NUMBER | DESCRIPTION | REF # |
|-------------|---|-------|
| 8100110 | Filter Casting w/ Check Valve Compartment | |
| 8100113 | Filter Casting w/ Check Valve Installed | |



NOTES:

4000 Dispenser
Hydraulic &
Mechanical Parts

SECTION 6, SERVICE PARTS

| PART NUMBER | DESCRIPTION | REF # |
|-------------|-------------------------------|-------|
| 8300232 | Tubing, Meter D to Valve, 1PD | |




NOTES:

4000 Dispenser
Hydraulic &
Mechanical Parts

SECTION 6, SERVICE PARTS

| PART NUMBER | DESCRIPTION | REF # |
|-------------|--------------------------------|-------|
| 8300258 | Product Manifold, 3 to 1, 4331 | |




NOTES:

4000 Dispenser
Hydraulic &
Mechanical Parts

SECTION 6, SERVICE PARTS

| PART NUMBER | DESCRIPTION | REF # |
|-------------|---|-------|
| 8300259 | Tubing, Inlet Meter A to Blend Valve, 3 and 4PD | |




NOTES:

4000 Dispenser
Hydraulic &
Mechanical Parts

SECTION 6, SERVICE PARTS


| PART NUMBER | DESCRIPTION | REF # |
|-------------|--|-------|
| 8300261 | Tubing, 4331, Side Product Line, Meter A & E | |



NOTES:

4000 Dispenser
Hydraulic &
Mechanical Parts


SECTION 6, SERVICE PARTS

| PART NUMBER | DESCRIPTION | REF # |
|--|--|-------|
| 8300262 | Tubing, 4331, Side Product Line, Meter C & F | |
|  | | |
| NOTES: | | |
| | | |

4000 Dispenser
Hydraulic &
Mechanical Parts

SECTION 6, SERVICE PARTS

| PART NUMBER | DESCRIPTION | REF # |
|-------------|--|-------|
| 8300264 | Tubing, 4331, Side Product Line, Meter E & D | |



NOTES:

4000 Dispenser
Hydraulic &
Mechanical Parts

SECTION 6, SERVICE PARTS

| PART NUMBER | DESCRIPTION | REF # |
|-------------|---|-------|
| 8300289 | Tubing, Inlet Meter to Blend Valve, 4PD | |



NOTES:

4000 Dispenser
Hydraulic &
Mechanical Parts

SECTION 6, SERVICE PARTS

| PART NUMBER | DESCRIPTION | REF # |
|-------------|---|-------|
| 8300290 | Tubing, Inlet Meter to Blend Valve, 3PD | |



NOTES:

4000 Dispenser
Hydraulic &
Mechanical Parts

SECTION 6, SERVICE PARTS

| PART NUMBER | DESCRIPTION | REF # |
|-------------|---|-------|
| 8300300 | Check Valve, In-line Spring Loaded, Pressure Relief | |


**NOTES:**

The 8300300 Check Valve is stained from a machining process, and is used on the 4301 or 4331. This Check Valve should only be installed in the High Grade Unleaded product line of the 4301 or 4331 Dispensers. The 4070056 Check Valve is not a direct replacement part for the 8300300 Check Valve.

4000 Dispenser
Hydraulic &
Mechanical Parts

SECTION 6, SERVICE PARTS

| PART NUMBER | DESCRIPTION | REF # |
|-------------|---------------------------------|-------|
| 8300320 | Vapor Manifold, 2PD, Front Side | |




NOTES:

4000 Dispenser
Hydraulic &
Mechanical Parts

SECTION 6, SERVICE PARTS

| PART NUMBER | DESCRIPTION | REF # |
|-------------|--------------------------------|-------|
| 8300321 | Vapor Manifold, 2PD, Back Side | |



NOTES:

4000 Dispenser
Hydraulic &
Mechanical Parts

SECTION 6, SERVICE PARTS

| PART NUMBER | DESCRIPTION | REF # |
|-------------|-----------------------------------|-------|
| 8300322 | Tubing, Canopy Product Line, 4331 | |




NOTES:

4000 Dispenser
Hydraulic &
Mechanical Parts

SECTION 6, SERVICE PARTS

| PART NUMBER | DESCRIPTION | REF # |
|-------------|---------------------------|-------|
| 8300359 | Vapor Manifold, 2PD, PMEX | |




NOTES:

4000 Dispenser
Hydraulic &
Mechanical Parts

SECTION 6, SERVICE PARTS

| PART NUMBER | DESCRIPTION | REF # |
|-------------|---------------------------------------|-------|
| 8600022 | Switch Mechanism W/Hall Effect Switch | |




NOTES:

New Switch Mechanism lift handle mounting holes are non-tapped. Reuse the existing screws, PN 4005051, which are T-30 Torx Head thread forming screws.

4000 Dispenser
Hydraulic &
Mechanical Parts

SECTION 6, SERVICE PARTS

| PART NUMBER | DESCRIPTION | REF # |
|-------------|--|-------|
| 8600031 | Lift Handle, Tall, for use with booted vapor nozzles | |



NOTES:

4000 Dispenser
Hydraulic &
Mechanical Parts

SECTION 6, SERVICE PARTS

| PART NUMBER | DESCRIPTION | REF # |
|-------------|---|-------|
| 8600032 | Lift Handle, Short, for use with standard nozzles | |




NOTES:

4000 Dispenser
Hydraulic &
Mechanical Parts

SECTION 6, SERVICE PARTS

| PART NUMBER | DESCRIPTION | REF # |
|-------------|---------------------------------------|-------|
| 8800450 | Pulser totalizer assembly, 4000 MPD's | |




NOTES:

This Pulser assembly uses the 410007 Mechanical Totalizer and the 8800326 Pulser Assembly.

4000 Dispenser
Hydraulic &
Mechanical Parts

SECTION 6, SERVICE PARTS

| PART NUMBER | DESCRIPTION | REF # |
|-------------|---|-------|
| 8800583 | Pulser totalizer assembly, 4000 Truckstop | |



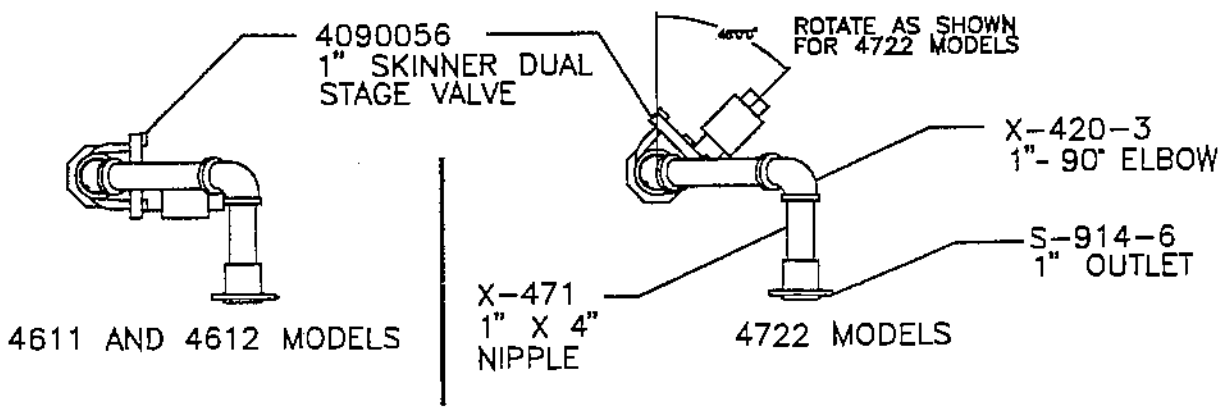
NOTES:

This Pulser assembly uses the L-8041-3 Mechanical Totalizer.

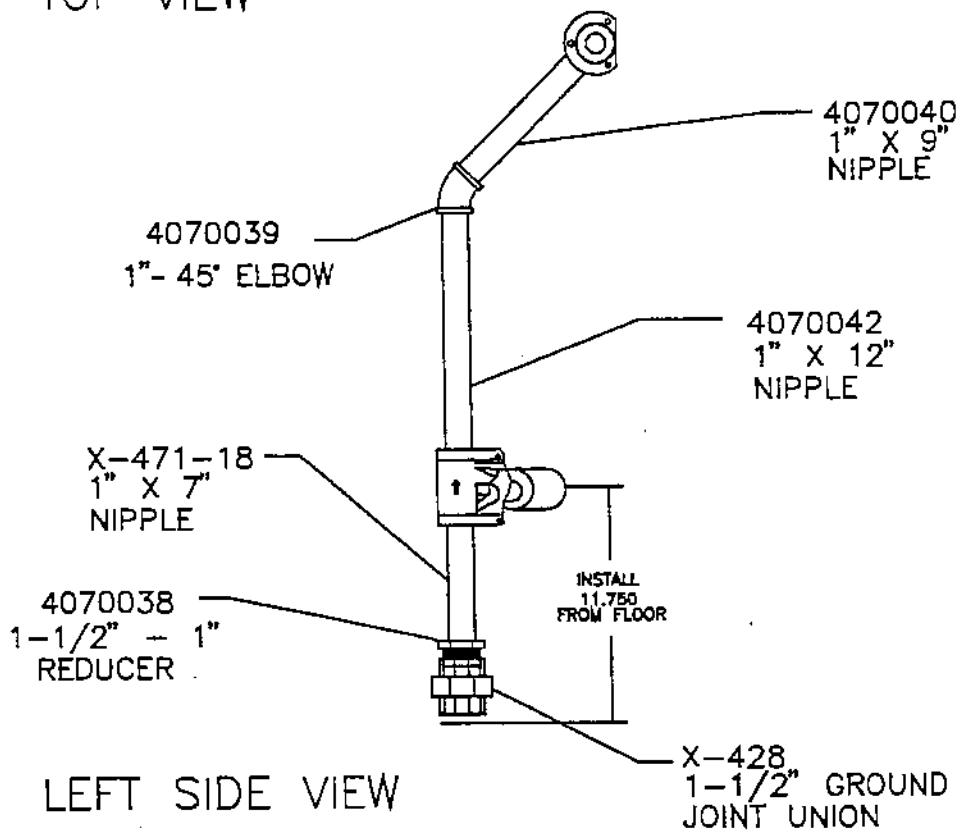
4000 Truck Stop
Hydraulic Parts

SECTION 6, SERVICE PARTS

| DRAWING # | DESCRIPTION | REF # |
|-----------|---|-------|
| 8910499 | 4611 and 4722 Satellite Hose Inlet "B" (SIB) Hydraulics | |



TOP VIEW

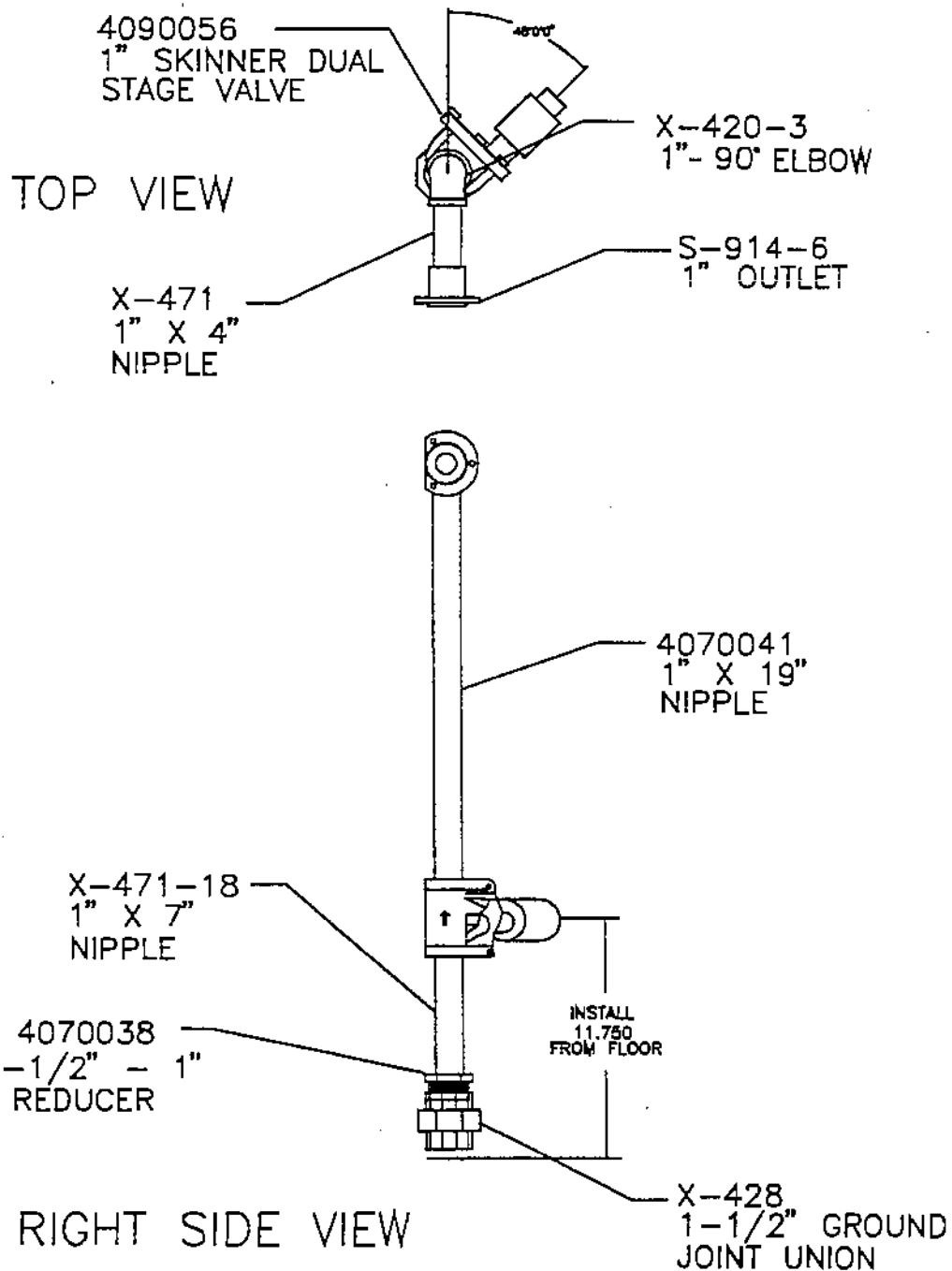


LEFT SIDE VIEW

4000 Truck Stop
Hydraulic Parts

SECTION 6, SERVICE PARTS

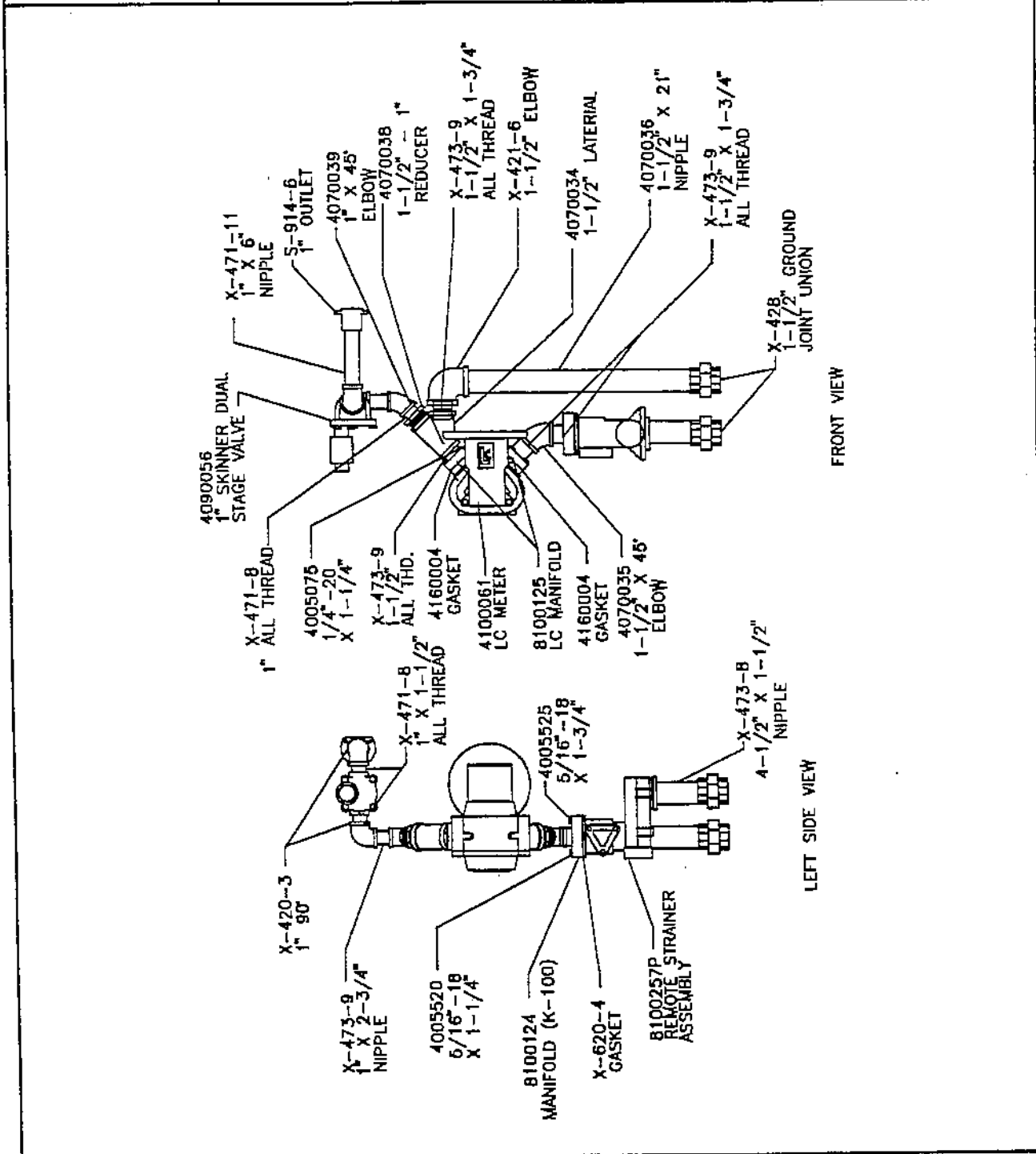
| DRAWING # | DESCRIPTION | REF # |
|-----------|--|-------|
| 8910500 | 4722 Satellite Hose Inlet "A" (SIA) Hydraulics | |



4000 Truck Stop
Hydraulic Parts

SECTION 6, SERVICE PARTS

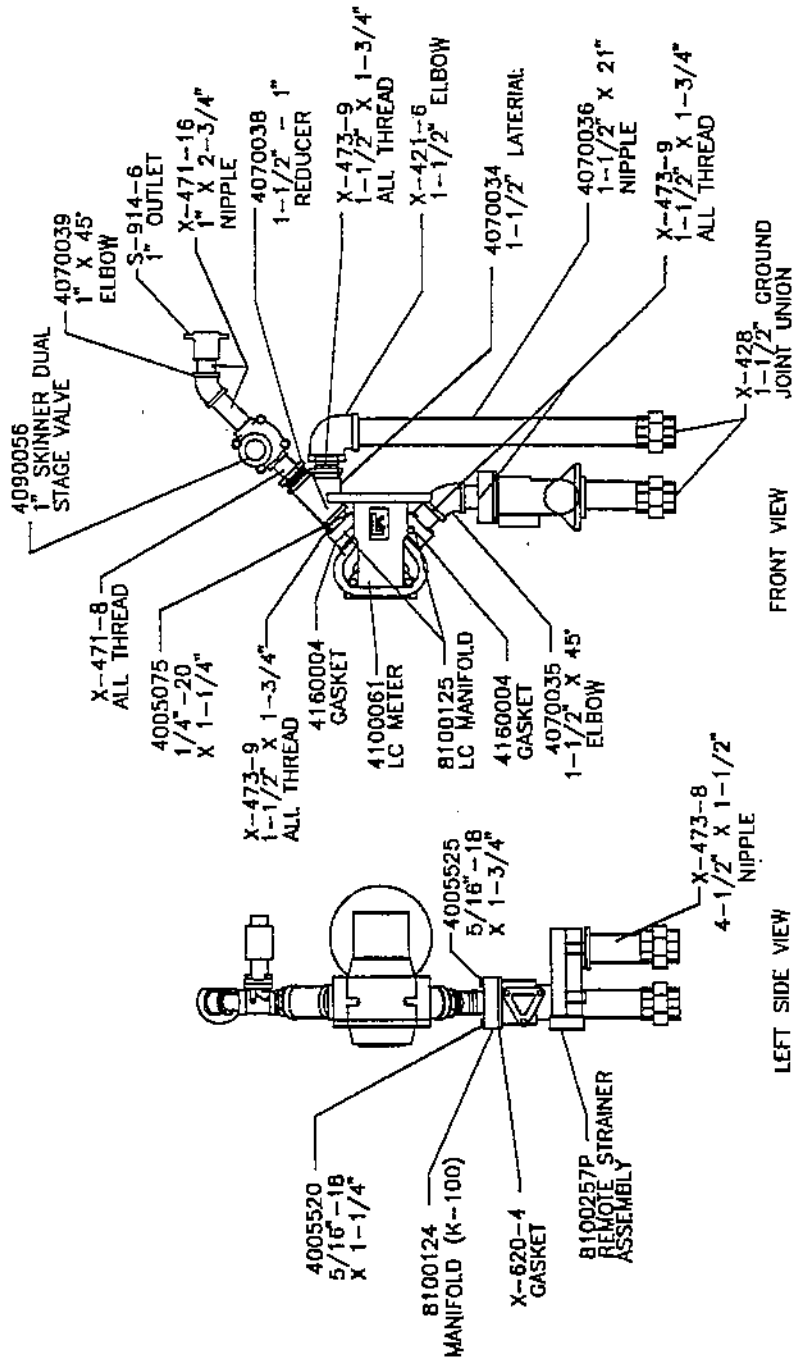
| DRAWING # | DESCRIPTION | REF # |
|-----------|--|-------|
| 8910501 | 4720 and 4722 Inlet "B" Master Hose Hydraulics | |



4000 Truck Stop Hydraulic Parts

SECTION 6, SERVICE PARTS

| DRAWING # | DESCRIPTION | REF # |
|-----------|---|-------|
| 8910502 | 4610, 4620, 4720, and 4722 Inlet "A" Master Hose Hydraulics | |



4000 Truck Stop Hydraulic Parts

SECTION 6, SERVICE PARTS

| DRAWING # | DESCRIPTION | REF # |
|-----------|--|-------|
| 8910513 | 4801, 4802, and 4902 Satellite Hose Hydraulics | |

