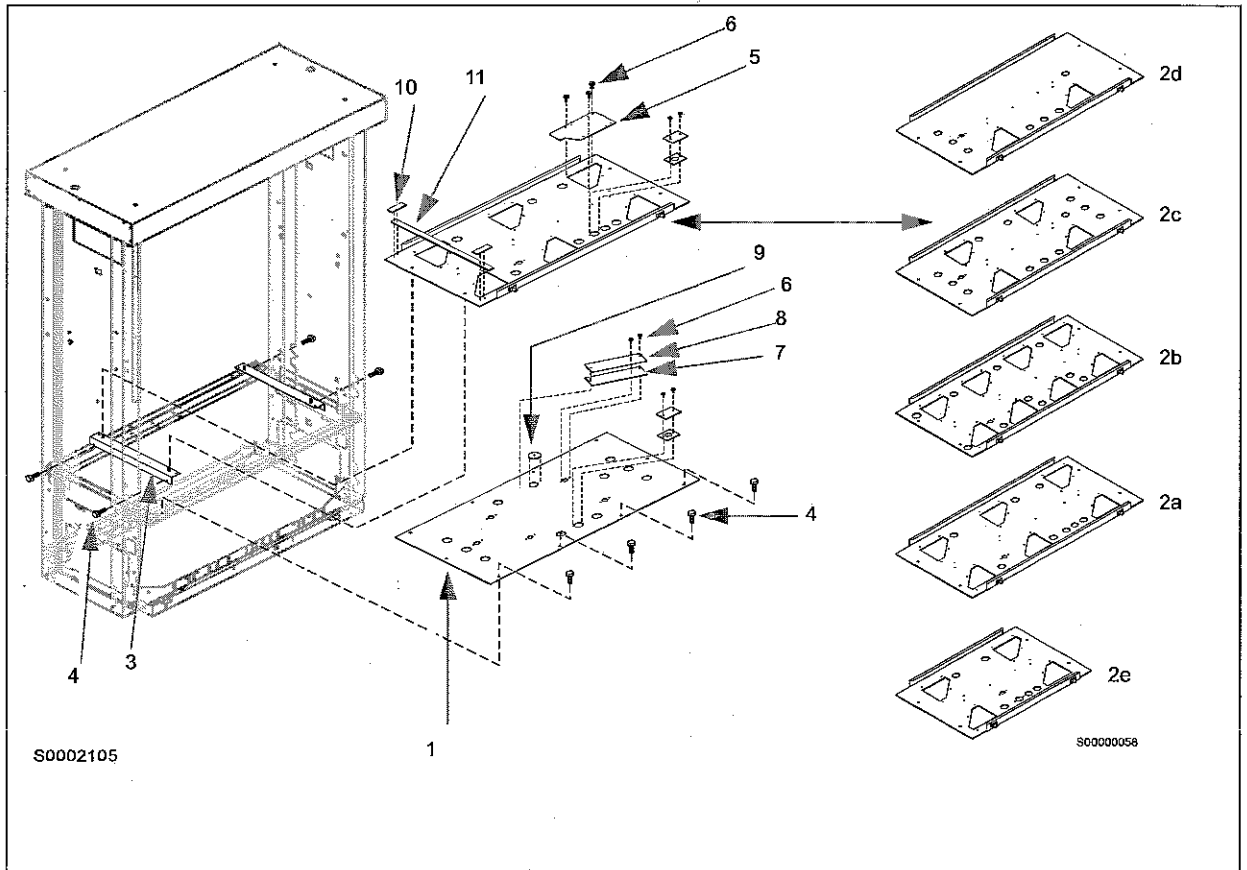


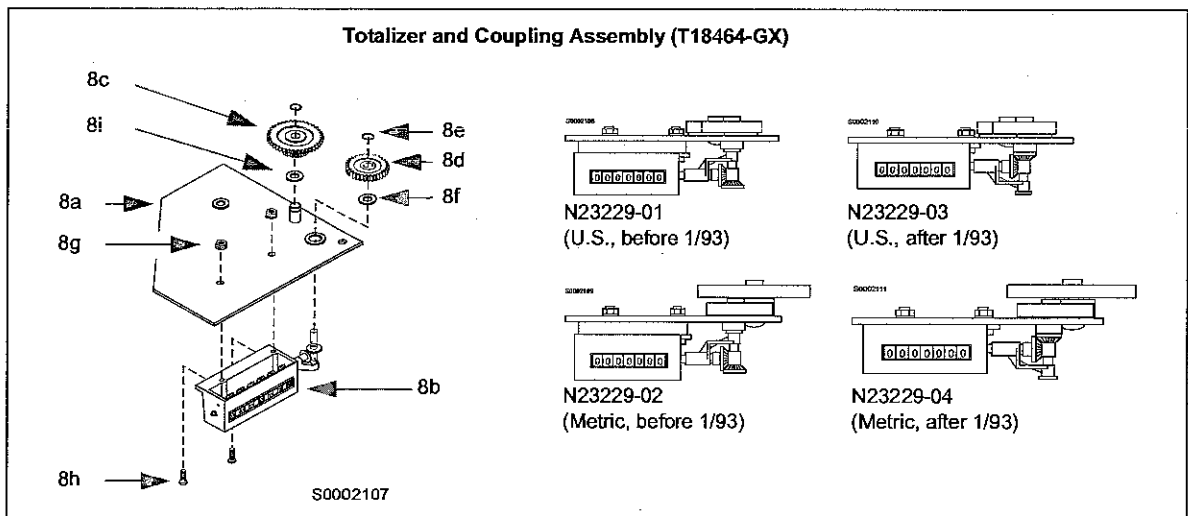
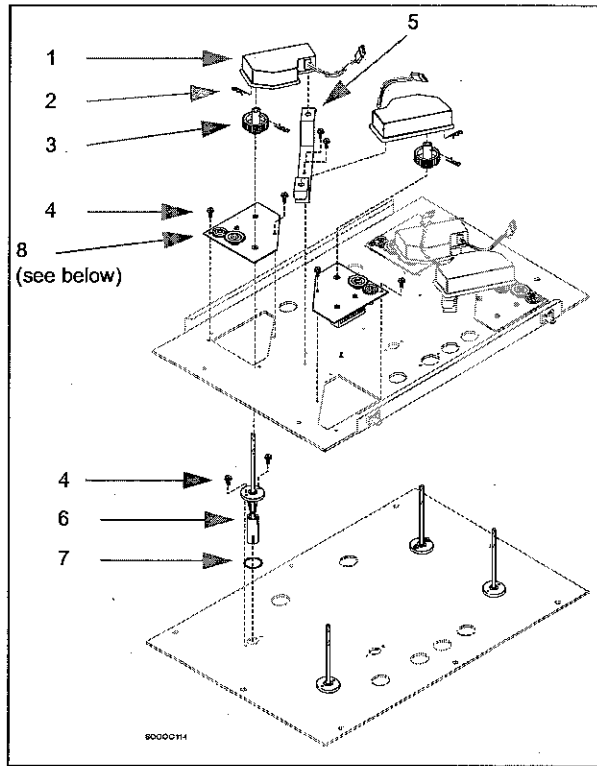
5 – Air Gap Area Section

Air Gap Plates



Item #	Description	Current Part	Previous Part	Quantity
1	Hydraulics cover plate			
	• 48", 1- to 3-grade MPD, X+0 selectable blender	T19591-03	-	1
	• 48", 4-grade MPD, X+1 selectable blender	T19650-01	-	1
	• 48", fixed blender, 2-sided	T19593-03	-	1
	• 48", fixed blender, 1-sided	T19593-04	-	1
	• 36"	T19592-03	-	1
2	Air gap base plate			
	2a • 48", 1-, 2-, or 3-grade MPD, X+0 selectable blender	W03535-G3	W03535-G2 W03535-G1	1
	2b • 48", 4-grade MPD, X+1 selectable blender	W03563-G2	W03563-G1	1
	2c • 48", fixed blender, 2-sided	W03537-G4	W03537-G1	1
	2d • 48", fixed blender, 1-sided	W03537-G3	W03537-G2	1
2e • 36"	W03536-G3	W03536-G2 W03536-G1	1	
3	Mounting bracket	R19089-G1	-	2
4	Screw, 5/16-18 x 3/4"	K85736-43	-	12
5	Base plate plug	R19680	-	(See Note 1)
6	Screw, #10-32 x 1/2"	K85736-15	-	(See Note 1)
7	Gasket, hydraulic cover plate plug	R20454-01	-	(See Note 1)
8	Hydraulic cover plate plug	R20453-01	-	(See Note 1)
9	Plate plug assembly	-	N23807-G1	(See Note 1)
10	Foam tape	N23197	-	(See Note 2)
11	Gasket, 1/8" thick x 1/2" wide x 18-1/2" long	R19243-01	-	2
Notes: 1) Quantity varies with model. See Air Gap Configurations.				
2) Quantity as required.				

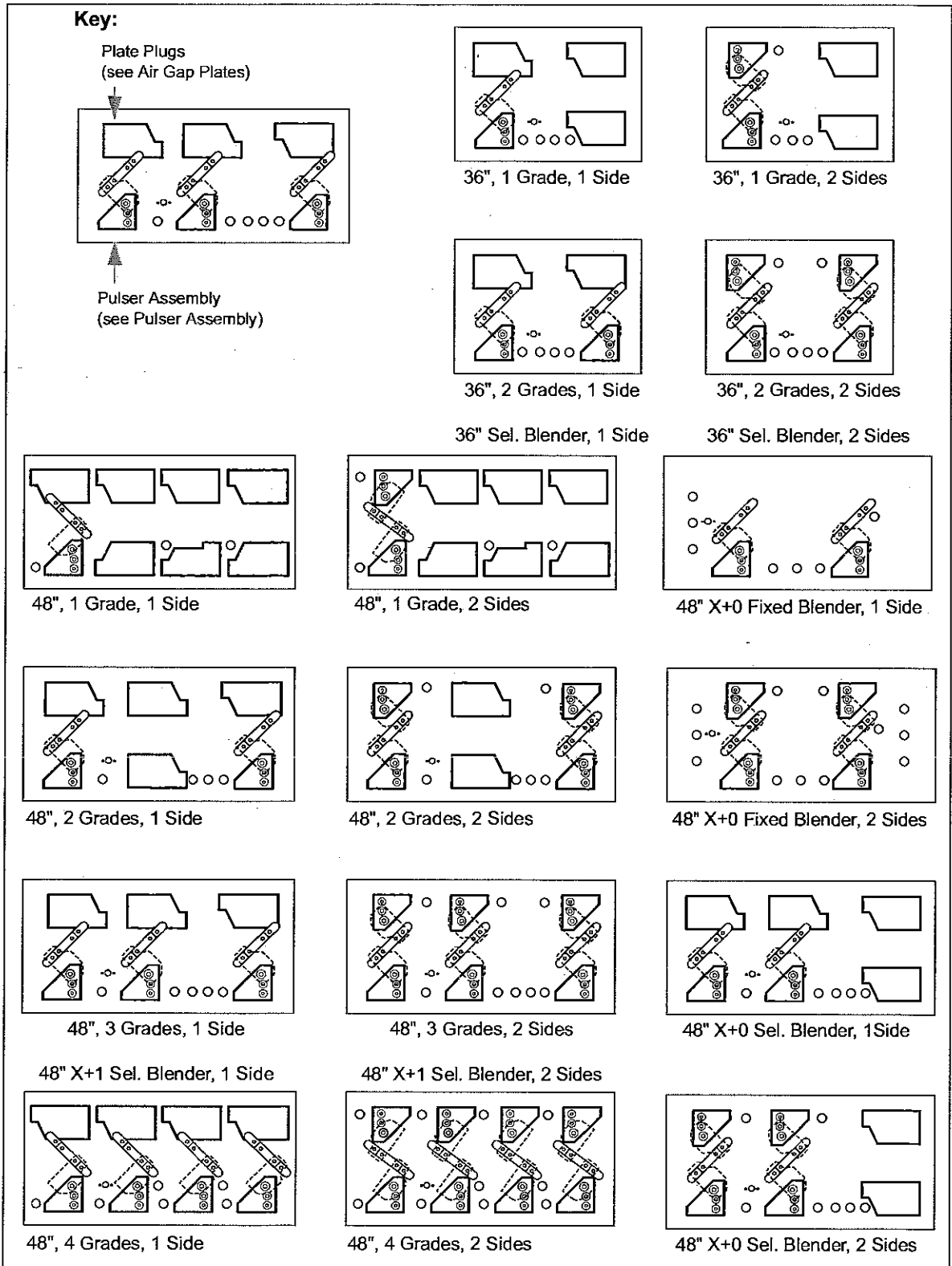
Pulser Assembly



Item #	Description	Current Part	Previous Part	Quantity
1	Pulser	T18350-G3	-	(See Note 1)
2	Cotter pin	K77558-28	-	(See Note 1)
3	Counter gear			
	• U.S. gallons, metric (40 teeth)	N20965-12	-	(See Note 1)
	• Imperial gallons (25 teeth)	N20965-13	-	(See Note 1)
4	Screw, #10-32 x 1/2"	K85736-15	-	(See Note 1)
5	Pulser retainer	R19320-01	-	(See Note 1)
6	Pulser drive assembly (includes 8)	R19096-G1	-	(See Note 1)
7	O-Ring, 1" x 1-13/16" x 3/32"	Q10067-11	-	(See Note 1)
8	Mechanical totalizer kit (includes 2, 3, and 8a - 8i)			
	• U.S. gallons	K35489	-	(See Note 1)
	• Metric	K35490	-	(See Note 1)
	Mechanical totalizer assembly (includes 8a - 8i)			
	• U.S. gallons seven-digit	T18464-G2	-	(See Note 1)
	• Metric seven-digit	T18464-G3	-	(See Note 1)
	• Imperial gallons seven-digit	T18464-G4	-	(See Note 1)
8a	Cover plate			
	• U.S. gallons	N23227-G1	-	(See Note 1)
	• Metric	N23227-G2	-	(See Note 1)
	• Imperial gallons	N23227-G3	-	(See Note 1)
8b	Totalizer and coupling			
	• U.S. gallons, Imperial gallons seven-digit	N23229-03	N23229-01	(See Note 1)
	• Metric seven-digit	N23229-04	N23229-02	(See Note 1)
8c	Gear			
	• U.S. gallons, Imperial gallons (32 teeth)	K88329-01	-	(See Note 1)
	• Metric (22/62 teeth)	N22953	-	(See Note 1)
8d	Gear			
	• U.S. gallons (32 teeth)	K88329	-	(See Note 1)
	• Metric (30 teeth)	K88329-03	-	(See Note 1)
	• Imperial gallons (24 teeth)	K88329-04	-	(See Note 1)
8e	Retaining ring	K76238-36	-	(See Note 1)
8f	Flat washer	N16599-70	-	(See Note 1)
8g	Nut, #6-32	Q11890-01	-	(See Note 1)
8h	Screw, #6-32 x 1/2"	Q11270-36	-	(See Note 1)
8i	Bearing	N17706-37	-	(See Note 1)

Note: Quantity varies with model.

Air Gap Configurations



This page is intentionally left blank.